



Doomben QLD Professional
Race 2: BECOME A BRC MEMBER QTIS Three-Year-Old Colts and Geldings Maiden Plate - 1200m
 22 January 2025 - 14:14



BRISBANE
RACING CLUB

Track Rating: Good 4, Weather: Fine, Rail Position: +5m Entire

Section		Overall	1000m	800m	600m	400m	200m	Last 600m					
Field Times		1:09.78 (0:13.33)	0:56.45 (0:10.67)	0:45.78 (0:11.06)	0:34.72 (0:11.18)	0:23.54 (0:11.36)	0:12.18 (0:12.18)	0:34.72					
Rank	TAB Horse/Jockey	Barrier	Top Speed [km/h]	Fastest Section							Margin	Distance Travelled [m]	
1	9 WANGANEEN Angela Jones	6	69.4	0:10.67	1:09.78 [1] (0:13.33)	0:56.45 [1] (0:10.67)	0:45.78 [1] (0:11.06)	0:34.72 [1] (0:11.18)	0:23.54 [1] (0:11.36)	0:12.18 [1] (0:12.18)	1:09.78	0:34.72	
2	4 NINJITZOU Jag Guthmann-Chester	4	68.6	0:10.76	1:09.86 [2] (0:13.65)	0:56.21 [5] (0:10.76)	0:45.45 [5] (0:10.99)	0:34.46 [5] (0:11.24)	0:23.22 [5] (0:11.36)	0:11.86 [6] (0:11.86)	0.48L	0:34.46	+1
3	1 BRAZEN ACT Kyle Wilson-Taylor	3	68.5	0:10.68	1:09.92 [3] (0:13.43)	0:56.49 [2] (0:10.68)	0:45.81 [2] (0:11.09)	0:34.72 [2] (0:11.22)	0:23.50 [3] (0:11.47)	0:12.03 [3] (0:12.03)	0.86L	0:34.72	+0
4	7 TICKLE MY TOSEN Justin Huxtable	2	68.5	0:10.95	1:09.94 [4] (0:14.04)	0:55.90 [7] (0:10.95)	0:44.95 [8] (0:10.97)	0:33.98 [8] (0:11.04)	0:22.94 [7] (0:10.99)	0:11.95 [5] (0:11.95)	0.99L	0:33.98	+4
5	6 TEN GOOD REASONS Michael Rodd	9	69.1	0:10.71	1:10.31 [5] (0:13.78)	0:56.53 [6] (0:10.71)	0:45.82 [6] (0:11.00)	0:34.82 [6] (0:11.23)	0:23.59 [6] (0:11.35)	0:12.24 [7] (0:12.24)	3.17L	0:34.82	+7
6	3 CALL OUT James Orman	5	69.0	0:10.80	1:10.45 [6] (0:13.47)	0:56.98 [3] (0:10.80)	0:46.18 [4] (0:11.07)	0:35.11 [4] (0:11.05)	0:24.06 [2] (0:11.45)	0:12.61 [2] (0:12.61)	3.97L	0:35.11	+3
7	8 UNDER SUSPICION Boris Thornton	7	68.3	0:10.88	1:10.54 [7] (0:14.10)	0:56.44 [9] (0:10.99)	0:45.45 [9] (0:10.88)	0:34.57 [9] (0:11.21)	0:23.36 [8] (0:11.29)	0:12.07 [8] (0:12.07)	4.49L	0:34.57	+2
8	2 BUSKER Emily Lang	8	69.4	0:10.65	1:10.56 [8] (0:13.60)	0:56.96 [4] (0:10.65)	0:46.31 [3] (0:11.01)	0:35.30 [3] (0:11.21)	0:24.09 [4] (0:11.49)	0:12.60 [4] (0:12.60)	4.64L	0:35.30	+6
9	5 REVALOT Andrew Mallyon	1	68.6	0:10.75	1:15.16 [9] (0:14.09)	1:01.07 [8] (0:10.75)	0:50.32 [7] (0:10.98)	0:39.34 [7] (0:11.40)	0:27.94 [9] (0:12.50)	0:15.44 [9] (0:15.44)	31.69L	0:39.34	+1

[] Ranking at each section and finish
 -:-:- No data available at this section
 NA No data available

SCN Saddle cloth number
 DNF Did not finish
 DNT Did not track



Horse/Jockey Name	Wanganeen
Final Rank	1
Fastest Section Time (Section)	0:10.67 (1000m)
Top Speed [km/h] (Section)	69.4 (Overall)
Race State	Finished



Doomben QLD Professional
Race 2: BECOME A BRC MEMBER QTIS Three-Year-Old Colts and Geldings Maiden Plate - 1200m

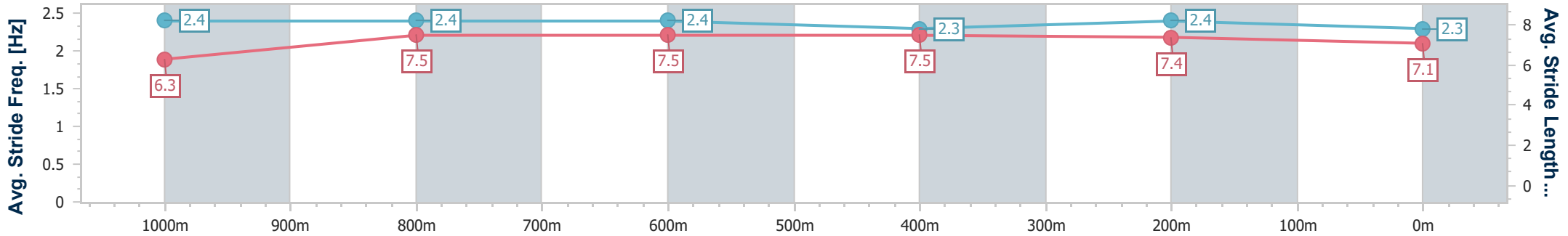
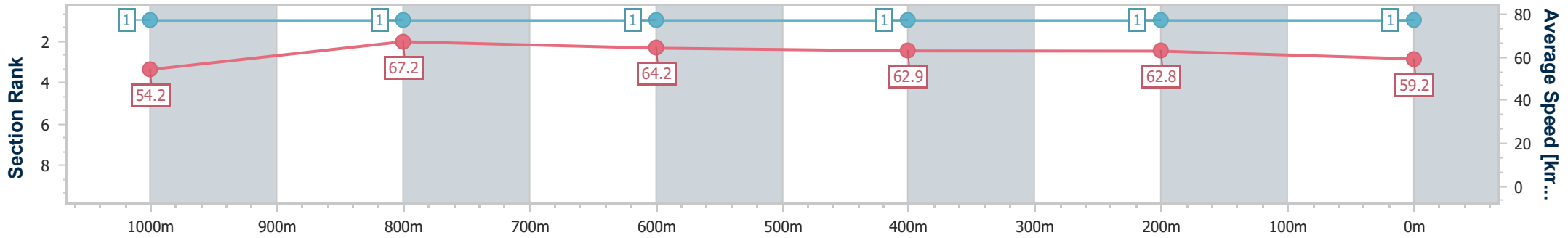


BRISBANE
RACING CLUB

22 January 2025 - 14:14

Track Rating: Good 4, Weather: Fine, Rail Position: +5m Entire

Section	Overall	1000m	800m	600m	400m	200m
Section Times	1:09.78 [1] (0:13.33)	0:56.45 [1] (0:10.67)	0:45.78 [1] (0:11.06)	0:34.72 [1] (0:11.18)	0:23.54 [1] (0:11.36)	0:12.18 [1] (0:12.18)
Average Speed [km/h]	54.2	67.2	64.2	62.9	62.8	59.2
Top Speed [km/h]	69.4	69.4	65.6	63.7	63.9	62.1
Avg. Dist. to Rail [m]	4.7	0.8	2.8	4.4	2.9	2.2
Avg. Stride Freq. [Hz]	2.4	2.4	2.4	2.3	2.4	2.3
Avg. Stride Length [m]	6.3	7.5	7.5	7.5	7.4	7.1



- [] Ranking at each section and finish
- .-.- No data available at this section
- NA No data available



Horse/Jockey Name	Ninjitou
Final Rank	2
Fastest Section Time (Section)	0:10.76 (1000m)
Top Speed [km/h] (Section)	68.6 (Overall)
Race State	Finished



Doomben QLD Professional
Race 2: BECOME A BRC MEMBER QTIS Three-Year-Old Colts and Geldings Maiden Plate - 1200m

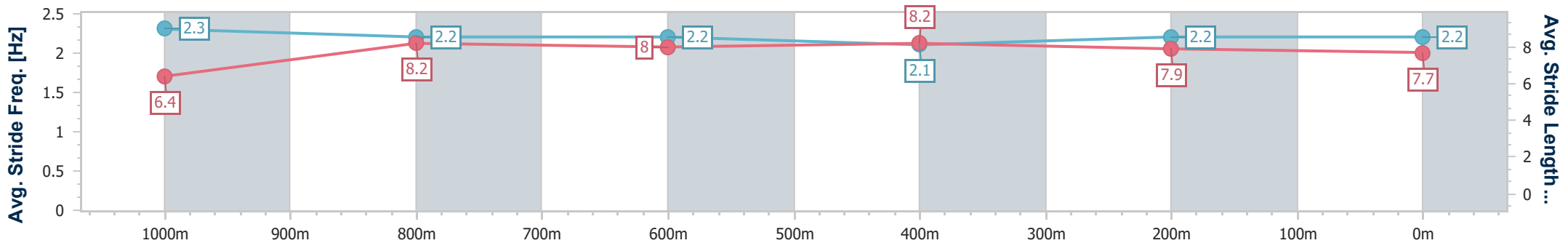
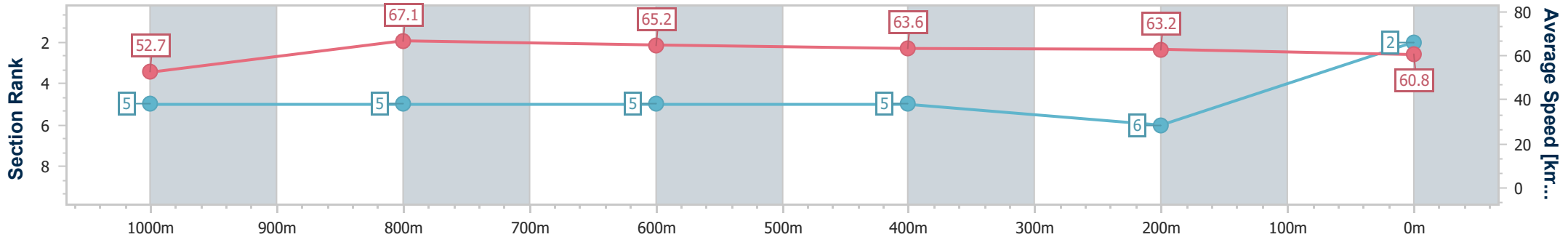
22 January 2025 - 14:14

Track Rating: Good 4, Weather: Fine, Rail Position: +5m Entire



BRISBANE
RACING CLUB

Section	Overall	1000m	800m	600m	400m	200m
Section Times	1:09.86 [2] (0:13.65)	0:56.21 [5] (0:10.76)	0:45.45 [5] (0:10.99)	0:34.46 [5] (0:11.24)	0:23.22 [5] (0:11.36)	0:11.86 [6] (0:11.86)
Average Speed [km/h]	52.7	67.1	65.2	63.6	63.2	60.8
Top Speed [km/h]	68.6	68.5	66.0	64.6	64.2	62.7
Avg. Dist. to Rail [m]	2.8	0.8	0.8	1.2	0.8	1.1
Avg. Stride Freq. [Hz]	2.3	2.2	2.2	2.1	2.2	2.2
Avg. Stride Length [m]	6.4	8.2	8.0	8.2	7.9	7.7



- [] Ranking at each section and finish
- .-.- No data available at this section
- NA No data available



Horse/Jockey Name	Brazen Act
Final Rank	3
Fastest Section Time (Section)	0:10.68 (1000m)
Top Speed [km/h] (Section)	68.5 (1000m)
Race State	Finished



Doomben QLD Professional
Race 2: BECOME A BRC MEMBER QTIS Three-Year-Old Colts and Geldings Maiden Plate - 1200m

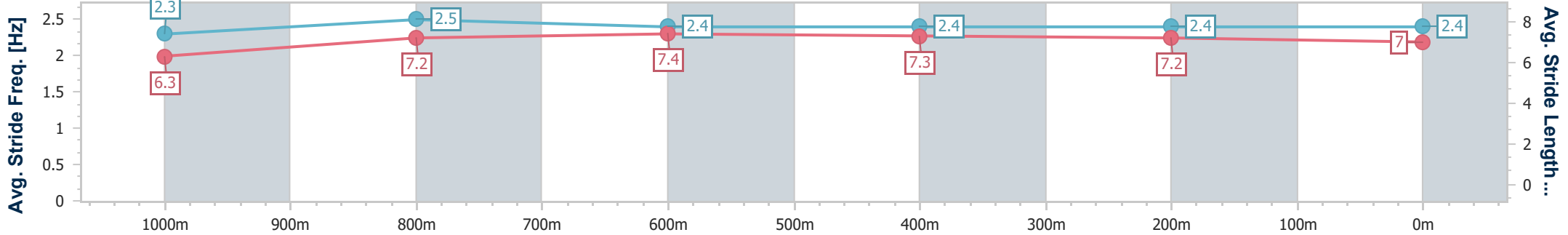
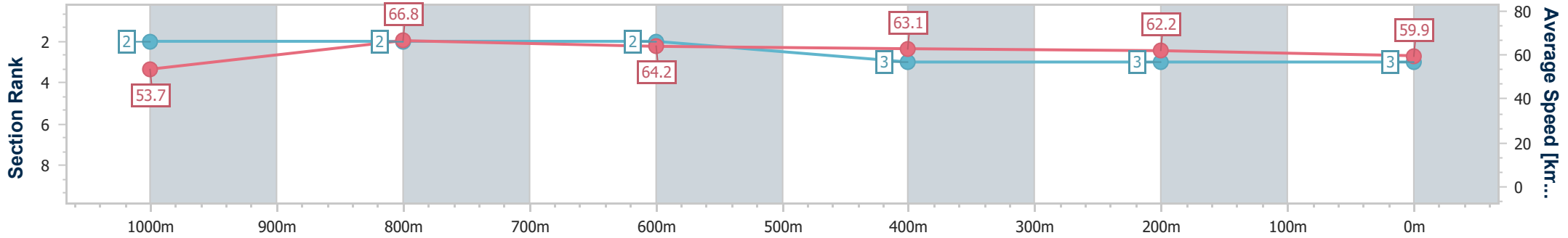
22 January 2025 - 14:14

Track Rating: Good 4, Weather: Fine, Rail Position: +5m Entire



BRISBANE
RACING CLUB

Section	Overall	1000m	800m	600m	400m	200m
Section Times	1:09.92 [3] (0:13.43)	0:56.49 [2] (0:10.68)	0:45.81 [2] (0:11.09)	0:34.72 [2] (0:11.22)	0:23.50 [3] (0:11.47)	0:12.03 [3] (0:12.03)
Average Speed [km/h]	53.7	66.8	64.2	63.1	62.2	59.9
Top Speed [km/h]	68.4	68.5	64.8	64.8	63.2	61.9
Avg. Dist. to Rail [m]	1.6	2.8	2.3	3.1	3.2	3.1
Avg. Stride Freq. [Hz]	2.3	2.5	2.4	2.4	2.4	2.4
Avg. Stride Length [m]	6.3	7.2	7.4	7.3	7.2	7.0



- [] Ranking at each section and finish
- .-.- No data available at this section
- NA No data available



Horse/Jockey Name	Tickle My Tosen
Final Rank	4
Fastest Section Time (Section)	0:10.95 (1000m)
Top Speed [km/h] (Section)	68.5 (800m)
Race State	Finished



Doomben QLD Professional
Race 2: BECOME A BRC MEMBER QTIS Three-Year-Old Colts and Geldings Maiden Plate - 1200m

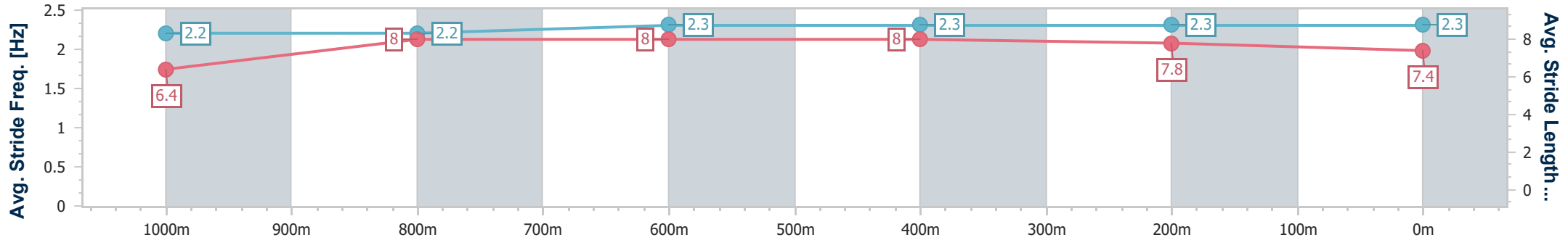
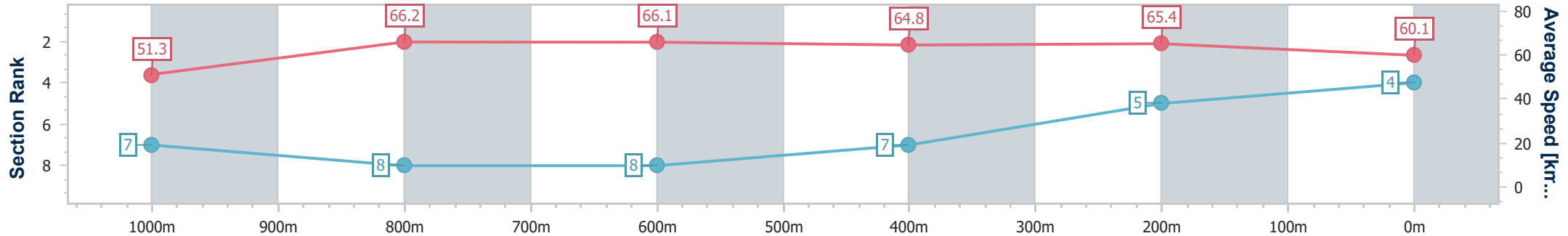
22 January 2025 - 14:14

Track Rating: Good 4, Weather: Fine, Rail Position: +5m Entire



BRISBANE
RACING CLUB

Section	Overall	1000m	800m	600m	400m	200m
Section Times	1:09.94 [4] (0:14.04)	0:55.90 [7] (0:10.95)	0:44.95 [8] (0:10.97)	0:33.98 [8] (0:11.04)	0:22.94 [7] (0:10.99)	0:11.95 [5] (0:11.95)
Average Speed [km/h]	51.3	66.2	66.1	64.8	65.4	60.1
Top Speed [km/h]	67.6	67.8	68.5	65.9	67.7	63.7
Avg. Dist. to Rail [m]	2.1	2.4	1.6	1.0	1.4	3.1
Avg. Stride Freq. [Hz]	2.2	2.2	2.3	2.3	2.3	2.3
Avg. Stride Length [m]	6.4	8.0	8.0	8.0	7.8	7.4



- [] Ranking at each section and finish
- .-.- No data available at this section
- NA No data available



Horse/Jockey Name	Ten Good Reasons
Final Rank	5
Fastest Section Time (Section)	0:10.71 (1000m)
Top Speed [km/h] (Section)	69.1 (Overall)
Race State	Finished



Doomben QLD Professional
Race 2: BECOME A BRC MEMBER QTIS Three-Year-Old Colts and Geldings Maiden Plate - 1200m

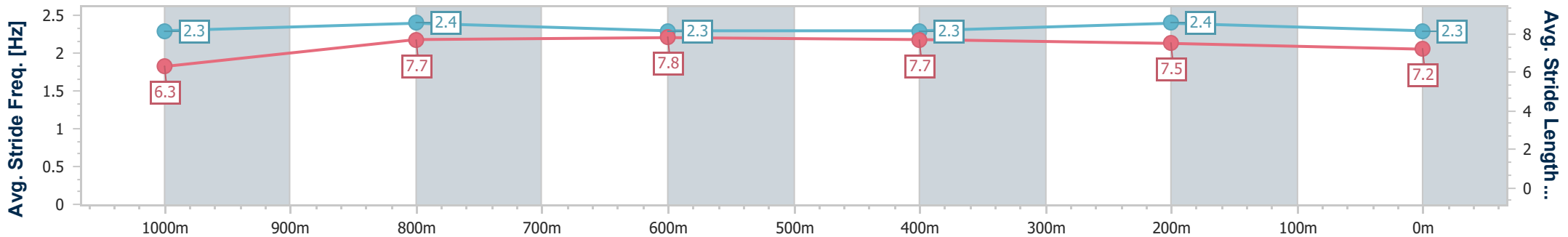
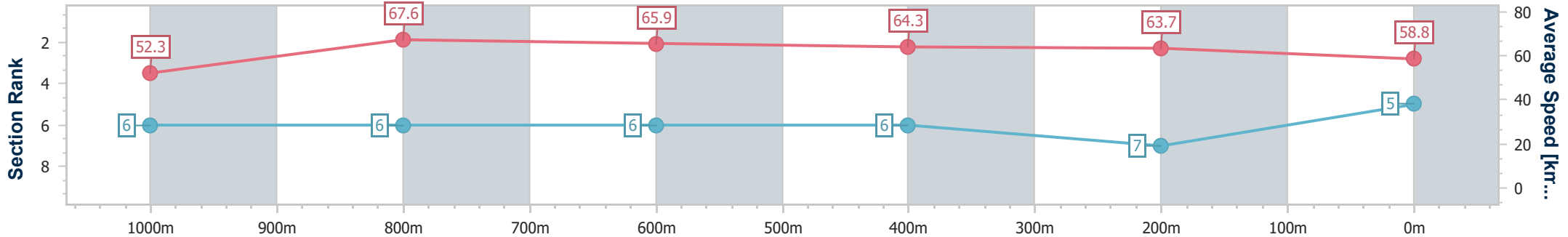
22 January 2025 - 14:14

Track Rating: Good 4, Weather: Fine, Rail Position: +5m Entire



BRISBANE
RACING CLUB

Section	Overall	1000m	800m	600m	400m	200m
Section Times	1:10.31 [5] (0:13.78)	0:56.53 [6] (0:10.71)	0:45.82 [6] (0:11.00)	0:34.82 [6] (0:11.23)	0:23.59 [6] (0:11.35)	0:12.24 [7] (0:12.24)
Average Speed [km/h]	52.3	67.6	65.9	64.3	63.7	58.8
Top Speed [km/h]	69.1	68.6	66.6	64.8	65.5	62.4
Avg. Dist. to Rail [m]	6.8	2.1	1.1	0.8	3.0	5.0
Avg. Stride Freq. [Hz]	2.3	2.4	2.3	2.3	2.4	2.3
Avg. Stride Length [m]	6.3	7.7	7.8	7.7	7.5	7.2



- [] Ranking at each section and finish
- .-.- No data available at this section
- NA No data available



Horse/Jockey Name	Call Out
Final Rank	6
Fastest Section Time (Section)	0:10.80 (1000m)
Top Speed [km/h] (Section)	69.0 (1000m)
Race State	Finished



Doomben QLD Professional
Race 2: BECOME A BRC MEMBER QTIS Three-Year-Old Colts and Geldings Maiden Plate - 1200m

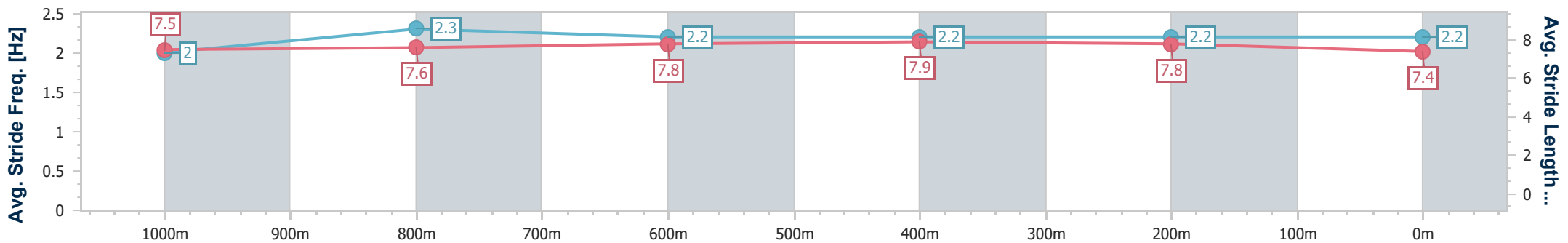
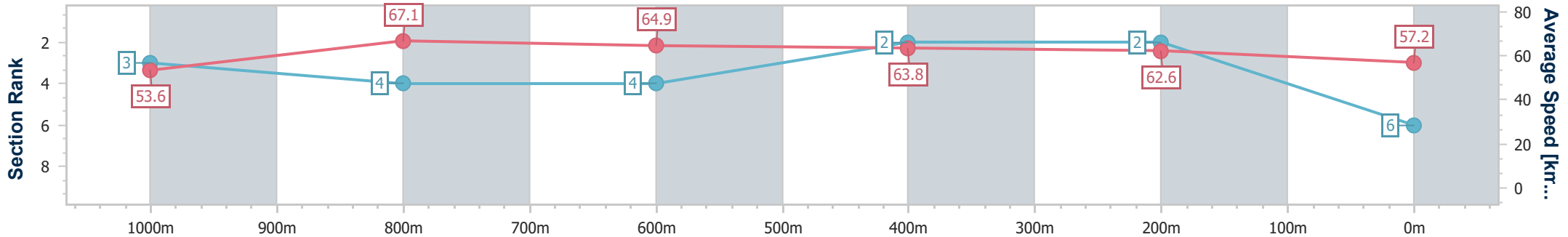
22 January 2025 - 14:14

Track Rating: Good 4, Weather: Fine, Rail Position: +5m Entire



BRISBANE
RACING CLUB

Section	Overall	1000m	800m	600m	400m	200m
Section Times	1:10.45 [6] (0:13.47)	0:56.98 [3] (0:10.80)	0:46.18 [4] (0:11.07)	0:35.11 [4] (0:11.05)	0:24.06 [2] (0:11.45)	0:12.61 [2] (0:12.61)
Average Speed [km/h]	53.6	67.1	64.9	63.8	62.6	57.2
Top Speed [km/h]	68.6	69.0	66.6	66.7	64.3	60.7
Avg. Dist. to Rail [m]	4.1	2.3	1.1	3.1	1.9	1.1
Avg. Stride Freq. [Hz]	2.0	2.3	2.2	2.2	2.2	2.2
Avg. Stride Length [m]	7.5	7.6	7.8	7.9	7.8	7.4



- [] Ranking at each section and finish
- .-.- No data available at this section
- NA No data available



Horse/Jockey Name	Under Suspicion
Final Rank	7
Fastest Section Time (Section)	0:10.88 (800m)
Top Speed [km/h] (Section)	68.3 (1000m)
Race State	Finished



Doomben QLD Professional
Race 2: BECOME A BRC MEMBER QTIS Three-Year-Old Colts and Geldings Maiden Plate - 1200m

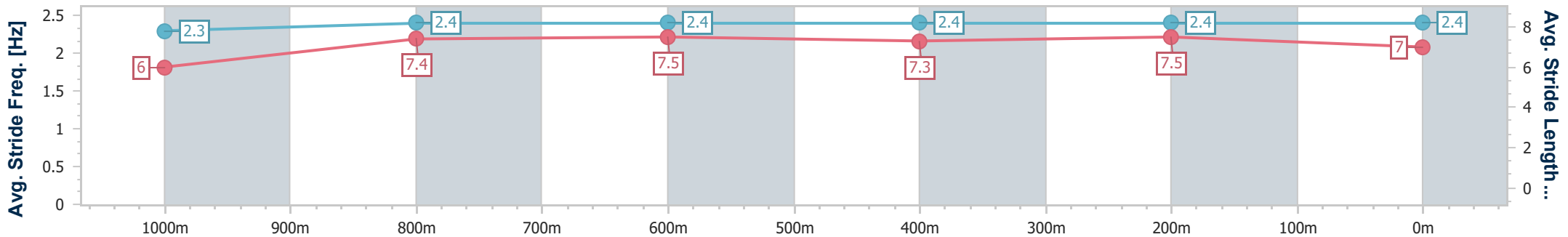
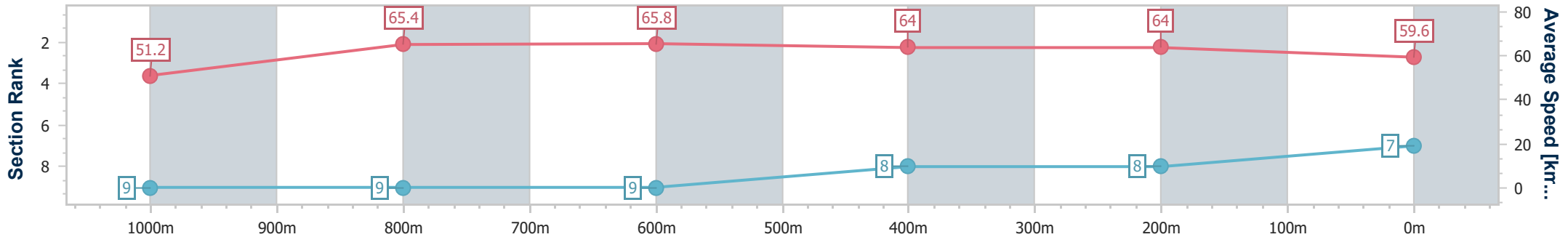
22 January 2025 - 14:14

Track Rating: Good 4, Weather: Fine, Rail Position: +5m Entire



BRISBANE
RACING CLUB

Section	Overall	1000m	800m	600m	400m	200m
Section Times	1:10.54 [7] (0:14.10)	0:56.44 [9] (0:10.99)	0:45.45 [9] (0:10.88)	0:34.57 [9] (0:11.21)	0:23.36 [8] (0:11.29)	0:12.07 [8] (0:12.07)
Average Speed [km/h]	51.2	65.4	65.8	64.0	64.0	59.6
Top Speed [km/h]	67.7	68.3	67.4	65.5	67.1	62.0
Avg. Dist. to Rail [m]	3.4	1.2	0.8	0.9	3.1	7.0
Avg. Stride Freq. [Hz]	2.3	2.4	2.4	2.4	2.4	2.4
Avg. Stride Length [m]	6.0	7.4	7.5	7.3	7.5	7.0



- [] Ranking at each section and finish
- .-.- No data available at this section
- NA No data available



Horse/Jockey Name	Busker
Final Rank	8
Fastest Section Time (Section)	0:10.65 (1000m)
Top Speed [km/h] (Section)	69.4 (Overall)
Race State	Finished



Doomben QLD Professional
 Race 2: BECOME A BRC MEMBER QTIS Three-Year-Old Colts
 and Geldings Maiden Plate - 1200m

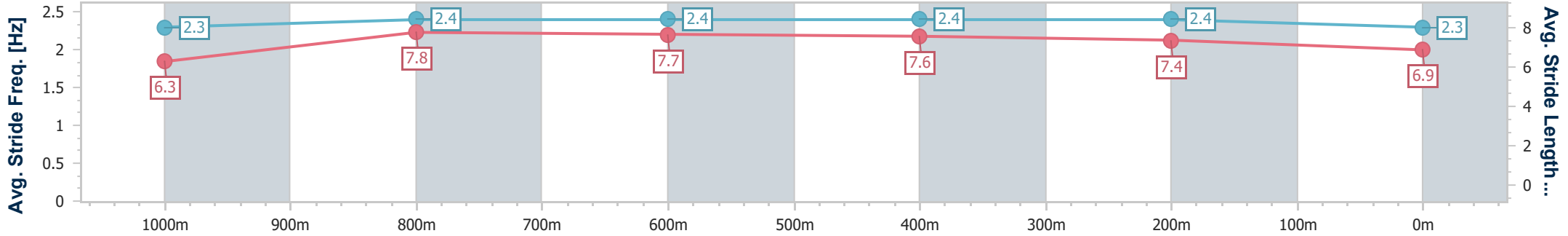
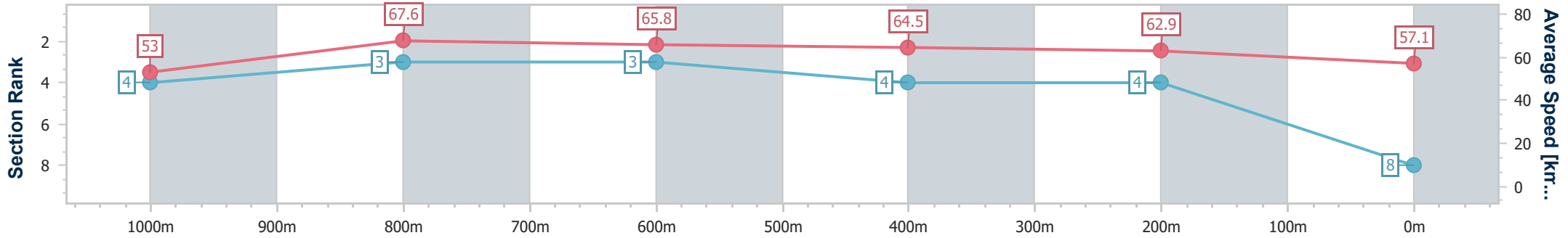


BRISBANE
 RACING CLUB

22 January 2025 - 14:14

Track Rating: Good 4, Weather: Fine, Rail Position: +5m Entire

Section	Overall	1000m	800m	600m	400m	200m
Section Times	1:10.56 [8] (0:13.60)	0:56.96 [4] (0:10.65)	0:46.31 [3] (0:11.01)	0:35.30 [3] (0:11.21)	0:24.09 [4] (0:11.49)	0:12.60 [4] (0:12.60)
Average Speed [km/h]	53.0	67.6	65.8	64.5	62.9	57.1
Top Speed [km/h]	69.4	69.0	67.0	65.9	64.8	60.6
Avg. Dist. to Rail [m]	5.5	1.5	1.1	0.8	1.2	2.5
Avg. Stride Freq. [Hz]	2.3	2.4	2.4	2.4	2.4	2.3
Avg. Stride Length [m]	6.3	7.8	7.7	7.6	7.4	6.9



- [] Ranking at each section and finish
- .-.- No data available at this section
- NA No data available



Horse/Jockey Name	Revalot
Final Rank	9
Fastest Section Time (Section)	0:10.75 (1000m)
Top Speed [km/h] (Section)	68.6 (1000m)
Race State	Finished



Doomben QLD Professional
 Race 2: BECOME A BRC MEMBER QTIS Three-Year-Old Colts
 and Geldings Maiden Plate - 1200m

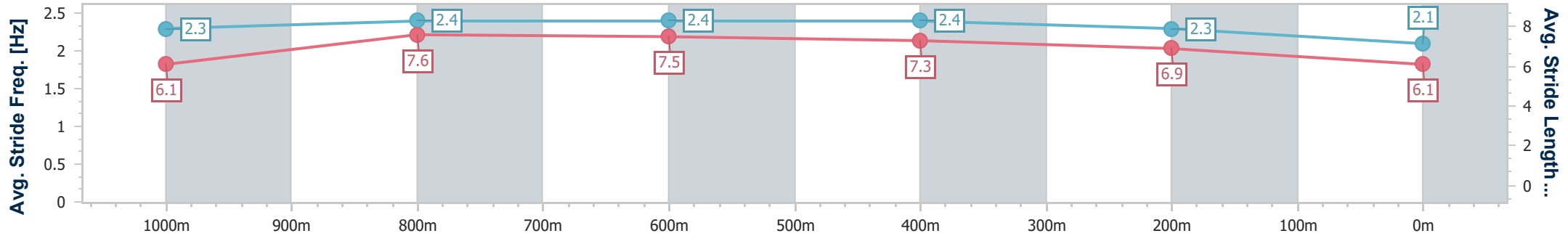
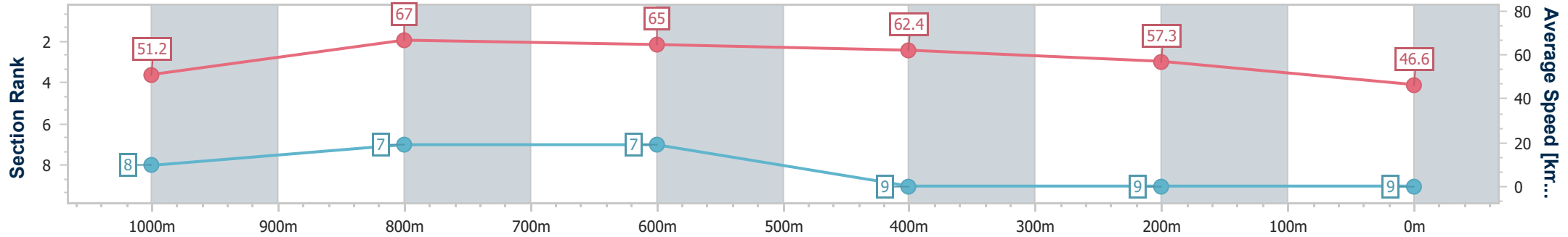


BRISBANE
 RACING CLUB

22 January 2025 - 14:14

Track Rating: Good 4, Weather: Fine, Rail Position: +5m Entire

Section	Overall	1000m	800m	600m	400m	200m
Section Times	1:15.16 [9] (0:14.09)	1:01.07 [8] (0:10.75)	0:50.32 [7] (0:10.98)	0:39.34 [7] (0:11.40)	0:27.94 [9] (0:12.50)	0:15.44 [9] (0:15.44)
Average Speed [km/h]	51.2	67.0	65.0	62.4	57.3	46.6
Top Speed [km/h]	67.0	68.6	66.1	64.9	60.9	52.2
Avg. Dist. to Rail [m]	0.4	0.4	1.4	2.1	1.8	0.3
Avg. Stride Freq. [Hz]	2.3	2.4	2.4	2.4	2.3	2.1
Avg. Stride Length [m]	6.1	7.6	7.5	7.3	6.9	6.1



- [] Ranking at each section and finish
- .-.- No data available at this section
- NA No data available