



# Doomben QLD Professional

## Race 4: SKY RACING Maiden Plate - 1350m

22 January 2025 - 15:24



BRISBANE  
RACING CLUB

Track Rating: Good 4, Weather: Fine, Rail Position: +5m Entire

Section		Overall	1200m	1000m	800m	600m	400m	Last 600m				
Field Times		1:19.78 (0:11.05)	1:08.73 (0:10.86)	0:57.87 (0:11.12)	0:46.75 (0:11.63)	0:35.12 (0:11.87)	0:23.25 (0:11.22)	0:35.12				
Rank	TAB Horse/Jockey	Barrier	Top Speed [km/h]	Fastest Section					Distance Travelled [m]			
1	6 HEADHUNTER Jasper Franklin	3	66.7 1200m	0:11.06 400m	1:19.78 [1] (0:11.15)	1:08.63 [2] (0:11.08)	0:57.55 [3] (0:11.19)	0:46.36 [3] (0:11.54)	0:34.82 [4] (0:11.73)	0:23.09 [4] (0:11.06)	0:34.82	
2	12 POSSIBILITIES Michael Cahill	5	65.5 800m	0:11.14 1200m	1:19.83 [2] (0:11.40)	1:08.43 [5] (0:11.14)	0:57.29 [7] (0:11.25)	0:46.04 [6] (0:11.46)	0:34.58 [7] (0:11.70)	0:22.88 [7] (0:11.22)	0:34.58	-2
3	3 RHUVAAL Justin Stanley	9	67.2 1200m	0:10.86 1200m	1:20.06 [3] (0:11.05)	1:09.01 [1] (0:10.86)	0:58.15 [1] (0:11.12)	0:47.03 [1] (0:11.63)	0:35.40 [1] (0:11.87)	0:23.53 [1] (0:11.42)	0:35.40	-4
4	4 SHABOOH SHALAA Angela Jones	7	65.6 400m	0:11.13 400m	1:20.21 [4] (0:11.47)	1:08.74 [8] (0:11.29)	0:57.45 [8] (0:11.35)	0:46.10 [8] (0:11.40)	0:34.70 [10] (0:11.61)	0:23.09 [8] (0:11.13)	0:34.70	-2
5	5 SHADOW CRUISER Michael Rodd	2	67.5 1200m	0:11.03 1200m	1:20.89 [5] (0:11.43)	1:09.46 [7] (0:11.03)	0:58.43 [6] (0:11.33)	0:47.10 [7] (0:11.34)	0:35.76 [6] (0:11.65)	0:24.11 [5] (0:11.26)	0:35.76	+4
6	1 BRING ME SAKI Dale Smith	4	66.3 1200m	0:11.06 1200m	1:21.01 [6] (0:11.19)	1:09.82 [4] (0:11.06)	0:58.76 [4] (0:11.18)	0:47.58 [4] (0:11.50)	0:36.08 [3] (0:11.67)	0:24.41 [2] (0:11.63)	0:36.08	-3
7	7 MURMURS James Orman	8	66.1 1200m	0:11.06 1200m	1:21.05 [7] (0:11.85)	1:09.20 [9] (0:11.06)	0:58.14 [9] (0:11.27)	0:46.87 [9] (0:11.32)	0:35.55 [8] (0:11.66)	0:23.89 [9] (0:11.63)	0:35.55	+0
8	11 LIL' BIT VAIG Courtney Bellamy	1	65.4 1200m	0:11.17 Overall	1:21.08 [8] (0:11.17)	1:09.91 [3] (0:11.20)	0:58.71 [5] (0:11.23)	0:47.48 [5] (0:11.53)	0:35.95 [5] (0:11.80)	0:24.15 [6] (0:11.65)	0:35.95	-4
9	9 AMAHLE Jason Taylor	6	68.0 1200m	0:10.73 1200m	1:21.44 [9] (0:11.40)	1:10.04 [6] (0:10.73)	0:59.31 [2] (0:11.04)	0:48.27 [2] (0:11.66)	0:36.61 [2] (0:11.79)	0:24.82 [3] (0:11.82)	0:36.61	-2
10	2 GARTAN Nathan Thomas	10	66.6 1200m	0:11.08 1200m	1:22.24 [10] (0:11.94)	1:10.30 [10] (0:11.08)	0:59.22 [10] (0:11.19)	0:48.03 [10] (0:11.30)	0:36.73 [9] (0:11.79)	0:24.94 [10] (0:11.84)	0:36.73	-4

Scratched: Effie's Joy (#10), Rock The Sunrise (#8)

Report Created: Wed 22 January 2025 15:56 GMT+ (Note: Timing is based on position data)

Page 1/12

[ ] Ranking at each section and finish  
 -:-:- No data available at this section  
 NA No data available

SCN Saddle cloth number  
 DNF Did not finish  
 DNT Did not track

data processed by TRIPLES DATA



**Doomben QLD Professional**  
**Race 4: SKY RACING Maiden Plate - 1350m**  
**22 January 2025 - 15:24**



Track Rating: Good 4, Weather: Fine, Rail Position: +5m Entire

Section				200m				Last 600m	
Field Times				0:12.03				0:35.12	
				(0:12.03)					
Rank	TAB	Horse/Jockey	Barrier	Top Speed [km/h]	Fastest Section	Margin			Distance Travelled [m]
1	6	<b>HEADHUNTER</b> Jasper Franklin	3	66.7 1200m	0:11.06 400m	0:12.03 [1] (0:12.03)	1:19.78		0:34.82
2	12	<b>POSSIBILITIES</b> Michael Cahill	5	65.5 800m	0:11.14 1200m	0:11.66 [4] (0:11.66)	0.32L		0:34.58 -2
3	3	<b>RHUVAAL</b> Justin Stanley	9	67.2 1200m	0:10.86 1200m	0:12.11 [2] (0:12.11)	1.68L		0:35.40 -4
4	4	<b>SHABOOH SHALAA</b> Angela Jones	7	65.6 400m	0:11.13 400m	0:11.96 [6] (0:11.96)	2.54L		0:34.70 -2
5	5	<b>SHADOW CRUISER</b> Michael Rodd	2	67.5 1200m	0:11.03 1200m	0:12.85 [3] (0:12.85)	6.54L		0:35.76 +4
6	1	<b>BRING ME SAKI</b> Dale Smith	4	66.3 1200m	0:11.06 1200m	0:12.78 [5] (0:12.78)	7.26L		0:36.08 -3
7	7	<b>MURMURS</b> James Orman	8	66.1 1200m	0:11.06 1200m	0:12.26 [9] (0:12.26)	7.47L		0:35.55 +0
8	11	<b>LIL' BIT VAIG</b> Courtney Bellamy	1	65.4 1200m	0:11.17 Overall	0:12.50 [8] (0:12.50)	7.67L		0:35.95 -4
9	9	<b>AMAHLE</b> Jason Taylor	6	68.0 1200m	0:10.73 1200m	0:13.00 [7] (0:13.00)	9.8L		0:36.61 -2
10	2	<b>GARTAN</b> Nathan Thomas	10	66.6 1200m	0:11.08 1200m	0:13.10 [10] (0:13.10)	14.5L		0:36.73 -4

Scratched: Effie's Joy (#10), Rock The Sunrise (#8)

[ ] Ranking at each section and finish  
 -:-:- No data available at this section  
 NA No data available

SCN Saddle cloth number  
 DNF Did not finish  
 DNT Did not track



Horse/Jockey Name	Headhunter
Final Rank	1
Fastest Section Time (Section)	0:11.06 (400m)
Top Speed [km/h] (Section)	66.7 (1200m)
Race State	Finished



Doomben QLD Professional

Race 4: SKY RACING Maiden Plate - 1350m

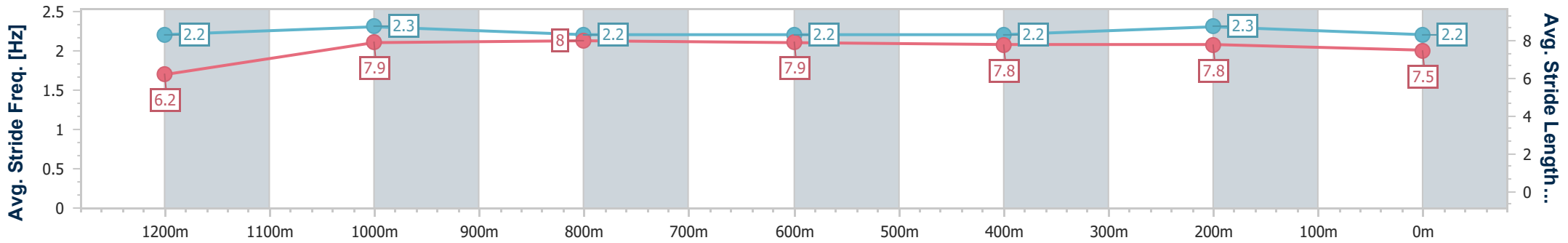
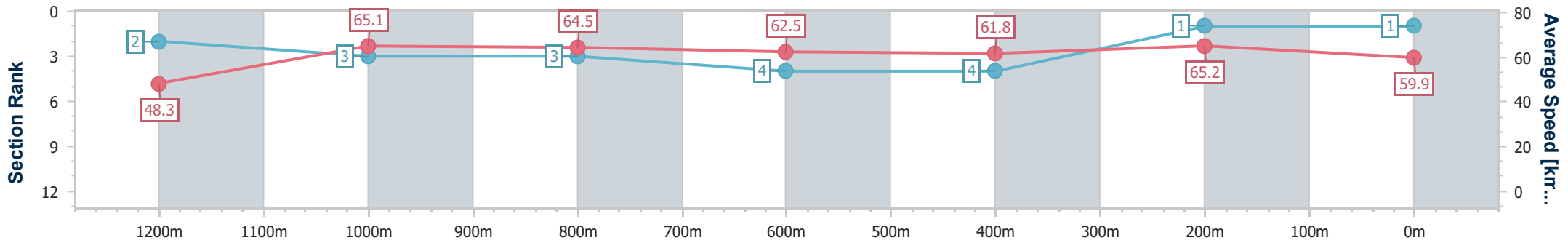
22 January 2025 - 15:24

Track Rating: Good 4, Weather: Fine, Rail Position: +5m Entire



BRISBANE RACING CLUB

Section	Overall	1200m	1000m	800m	600m	400m	200m
Section Times	1:19.78 [1] (0:11.15)	1:08.63 [2] (0:11.08)	0:57.55 [3] (0:11.19)	0:46.36 [3] (0:11.54)	0:34.82 [4] (0:11.73)	0:23.09 [4] (0:11.06)	0:12.03 [1] (0:12.03)
Average Speed [km/h]	48.3	65.1	64.5	62.5	61.8	65.2	59.9
Top Speed [km/h]	64.3	66.7	65.0	64.3	65.0	66.0	64.0
Avg. Dist. to Rail [m]	2.1	0.6	1.1	0.9	0.9	1.5	1.7
Avg. Stride Freq. [Hz]	2.2	2.3	2.2	2.2	2.2	2.3	2.2
Avg. Stride Length [m]	6.2	7.9	8.0	7.9	7.8	7.8	7.5



- [ ] Ranking at each section and finish
- .-.- No data available at this section
- NA No data available



Horse/Jockey Name	Possibilities
Final Rank	2
Fastest Section Time (Section)	0:11.14 (1200m)
Top Speed [km/h] (Section)	65.5 (800m)
Race State	Finished



Doomben QLD Professional

Race 4: SKY RACING Maiden Plate - 1350m

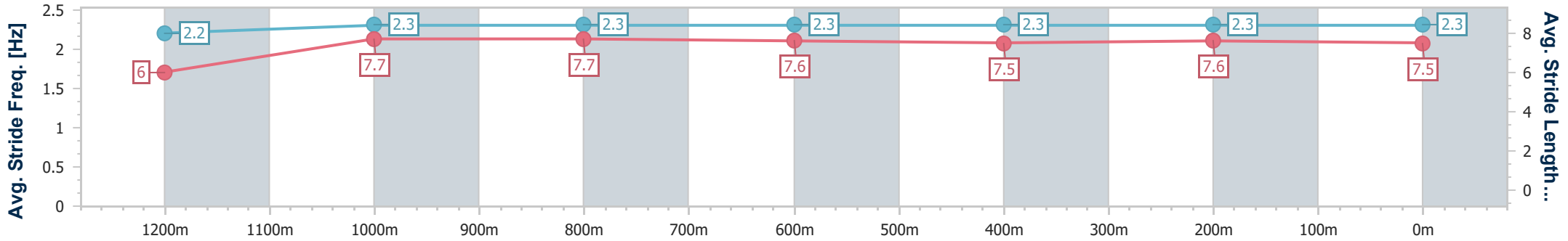
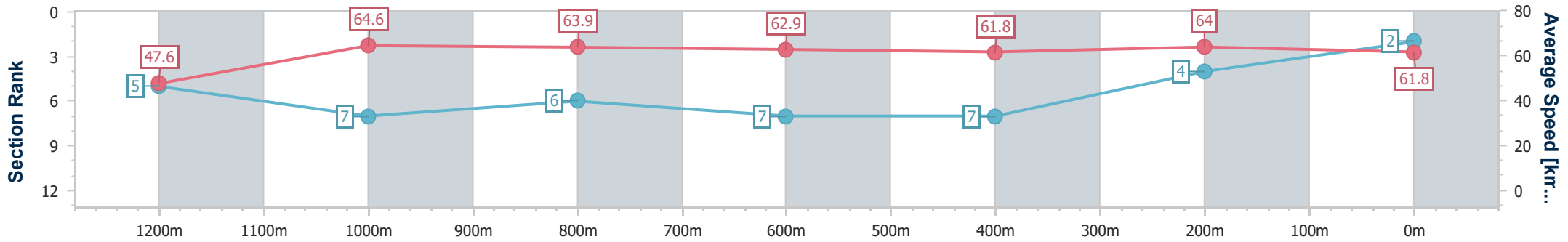
22 January 2025 - 15:24

Track Rating: Good 4, Weather: Fine, Rail Position: +5m Entire



BRISBANE RACING CLUB

Section	Overall	1200m	1000m	800m	600m	400m	200m
Section Times	1:19.83 [2] (0:11.40)	1:08.43 [5] (0:11.14)	0:57.29 [7] (0:11.25)	0:46.04 [6] (0:11.46)	0:34.58 [7] (0:11.70)	0:22.88 [7] (0:11.22)	0:11.66 [4]
Average Speed [km/h]	47.6	64.6	63.9	62.9	61.8	64.0	61.8
Top Speed [km/h]	64.4	65.5	65.1	65.5	63.1	64.9	63.8
Avg. Dist. to Rail [m]	2.0	0.2	0.2	0.8	0.6	0.5	0.7
Avg. Stride Freq. [Hz]	2.2	2.3	2.3	2.3	2.3	2.3	2.3
Avg. Stride Length [m]	6.0	7.7	7.7	7.6	7.5	7.6	7.5



- [ ] Ranking at each section and finish
- .-.- No data available at this section
- NA No data available



Horse/Jockey Name	Rhuvaal
Final Rank	3
Fastest Section Time (Section)	0:10.86 (1200m)
Top Speed [km/h] (Section)	67.2 (1200m)
Race State	Finished

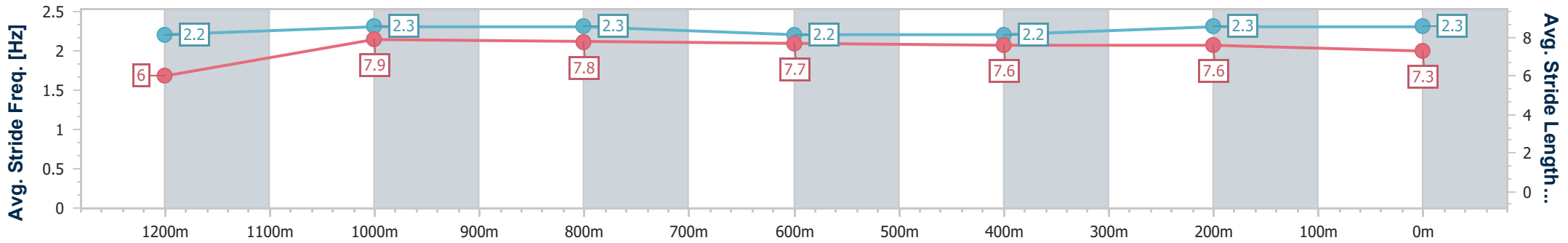
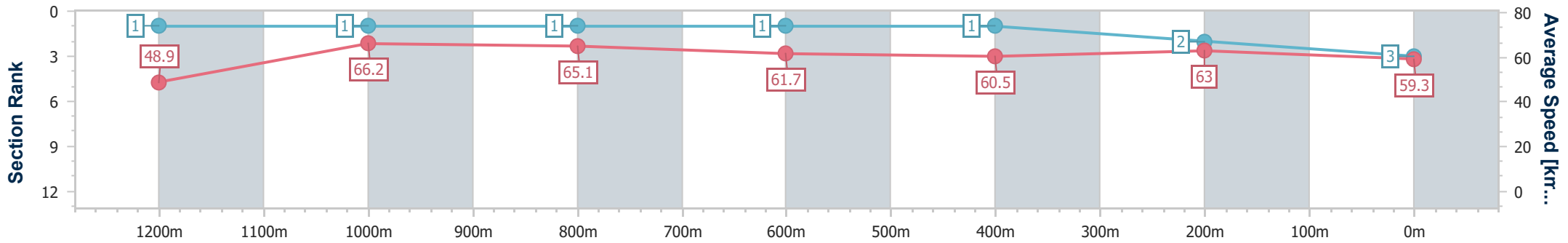


**Doomben QLD Professional**  
**Race 4: SKY RACING Maiden Plate - 1350m**  
 22 January 2025 - 15:24  
 Track Rating: Good 4, Weather: Fine, Rail Position: +5m Entire



BRISBANE  
RACING CLUB

Section	Overall	1200m	1000m	800m	600m	400m	200m
Section Times	1:20.06 [3] (0:11.05)	1:09.01 [1] (0:10.86)	0:58.15 [1] (0:11.12)	0:47.03 [1] (0:11.63)	0:35.40 [1] (0:11.87)	0:23.53 [1] (0:11.42)	0:12.11 [2] (0:12.11)
Average Speed [km/h]	48.9	66.2	65.1	61.7	60.5	63.0	59.3
Top Speed [km/h]	66.6	67.2	66.0	63.5	61.8	63.8	62.1
Avg. Dist. to Rail [m]	6.4	1.4	0.2	0.4	0.4	1.6	1.3
Avg. Stride Freq. [Hz]	2.2	2.3	2.3	2.2	2.2	2.3	2.3
Avg. Stride Length [m]	6.0	7.9	7.8	7.7	7.6	7.6	7.3



- [ ] Ranking at each section and finish
- .-.- No data available at this section
- NA No data available



Horse/Jockey Name	Shabooh Shalaa
Final Rank	4
Fastest Section Time (Section)	0:11.13 (400m)
Top Speed [km/h] (Section)	65.6 (400m)
Race State	Finished



Doomben QLD Professional

Race 4: SKY RACING Maiden Plate - 1350m

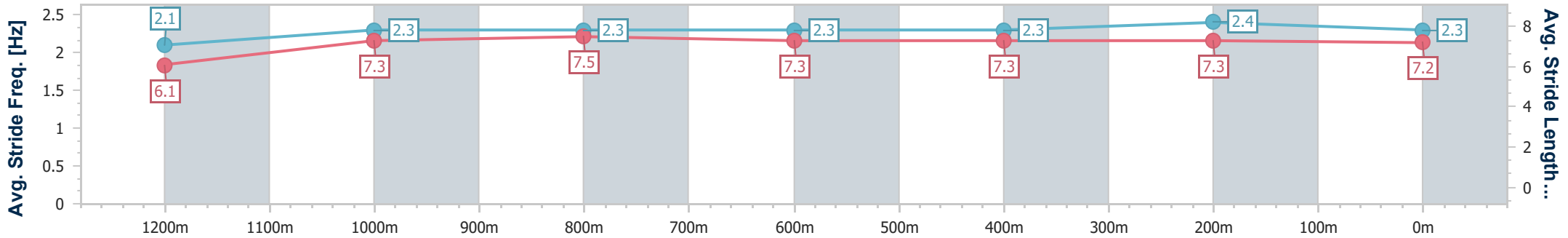
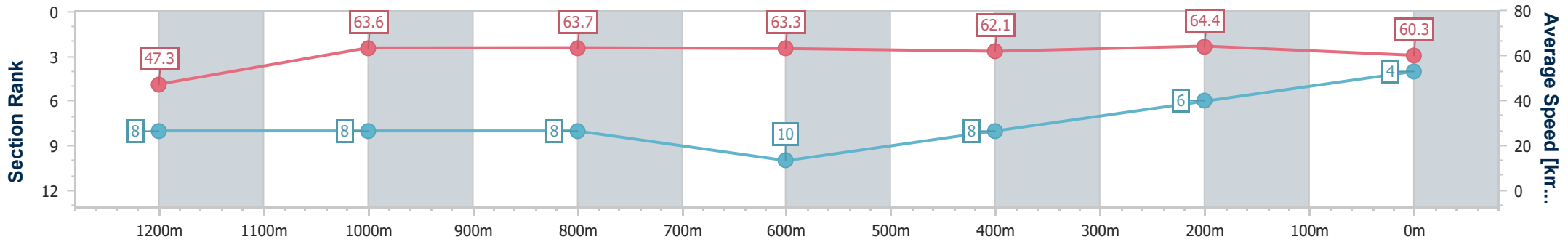
22 January 2025 - 15:24

Track Rating: Good 4, Weather: Fine, Rail Position: +5m Entire



BRISBANE RACING CLUB

Section	Overall	1200m	1000m	800m	600m	400m	200m
Section Times	1:20.21 [4] (0:11.47)	1:08.74 [8] (0:11.29)	0:57.45 [8] (0:11.35)	0:46.10 [8] (0:11.40)	0:34.70 [10] (0:11.61)	0:23.09 [8] (0:11.13)	0:11.96 [6] (0:11.96)
Average Speed [km/h]	47.3	63.6	63.7	63.3	62.1	64.4	60.3
Top Speed [km/h]	63.0	64.9	65.2	64.6	63.7	65.6	63.3
Avg. Dist. to Rail [m]	5.1	1.8	1.7	0.6	0.8	1.5	3.0
Avg. Stride Freq. [Hz]	2.1	2.3	2.3	2.3	2.3	2.4	2.3
Avg. Stride Length [m]	6.1	7.3	7.5	7.3	7.3	7.3	7.2



- [ ] Ranking at each section and finish
- .-.- No data available at this section
- NA No data available



Horse/Jockey Name	Shadow Cruiser
Final Rank	5
Fastest Section Time (Section)	0:11.03 (1200m)
Top Speed [km/h] (Section)	67.5 (1200m)
Race State	Finished

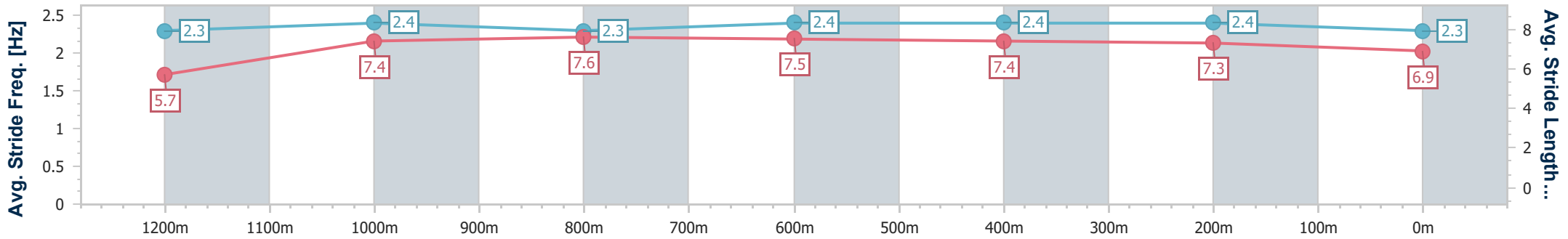
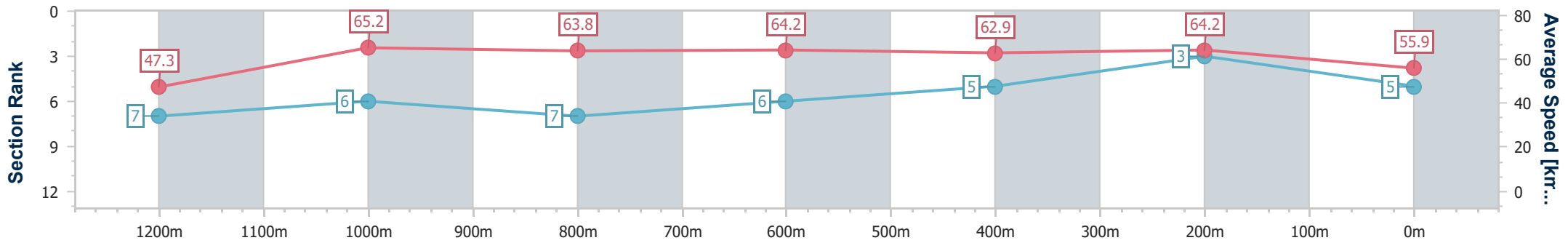


**Doomben QLD Professional**  
**Race 4: SKY RACING Maiden Plate - 1350m**  
 22 January 2025 - 15:24  
 Track Rating: Good 4, Weather: Fine, Rail Position: +5m Entire



BRISBANE  
RACING CLUB

Section	Overall	1200m	1000m	800m	600m	400m	200m
Section Times	1:20.89 [5] (0:11.43)	1:09.46 [7] (0:11.03)	0:58.43 [6] (0:11.33)	0:47.10 [7] (0:11.34)	0:35.76 [6] (0:11.65)	0:24.11 [5] (0:11.26)	0:12.85 [3] (0:12.85)
Average Speed [km/h]	47.3	65.2	63.8	64.2	62.9	64.2	55.9
Top Speed [km/h]	63.2	67.5	65.0	66.1	65.2	65.7	62.0
Avg. Dist. to Rail [m]	1.8	0.9	1.5	2.4	2.8	2.7	2.7
Avg. Stride Freq. [Hz]	2.3	2.4	2.3	2.4	2.4	2.4	2.3
Avg. Stride Length [m]	5.7	7.4	7.6	7.5	7.4	7.3	6.9



- [ ] Ranking at each section and finish
- .-.- No data available at this section
- NA No data available



Horse/Jockey Name	Bring Me Saki
Final Rank	6
Fastest Section Time (Section)	0:11.06 (1200m)
Top Speed [km/h] (Section)	66.3 (1200m)
Race State	Finished



Doomben QLD Professional

Race 4: SKY RACING Maiden Plate - 1350m

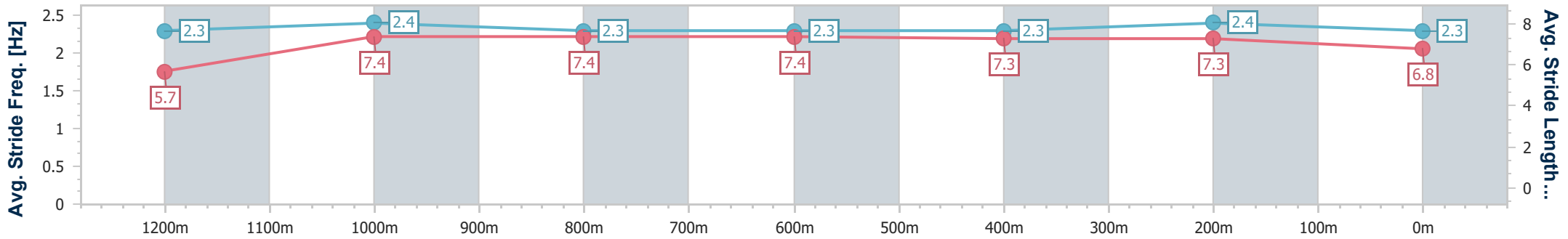
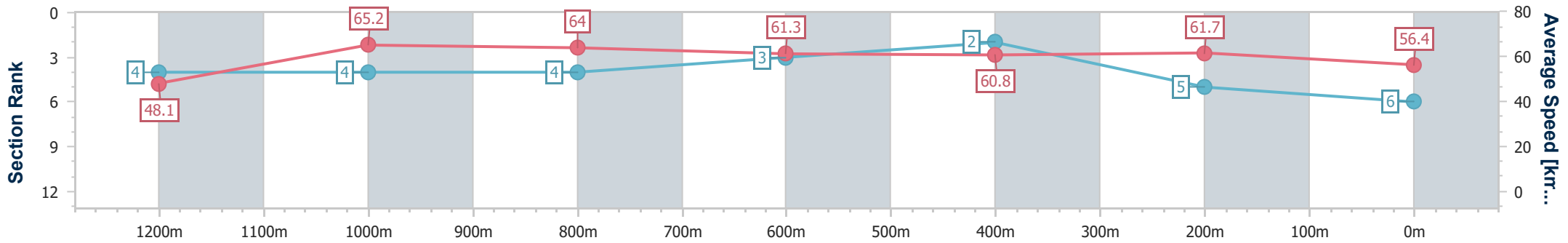
22 January 2025 - 15:24

Track Rating: Good 4, Weather: Fine, Rail Position: +5m Entire



BRISBANE RACING CLUB

Section	Overall	1200m	1000m	800m	600m	400m	200m
Section Times	1:21.01 [6] (0:11.19)	1:09.82 [4] (0:11.06)	0:58.76 [4] (0:11.18)	0:47.58 [4] (0:11.50)	0:36.08 [3] (0:11.67)	0:24.41 [2] (0:11.63)	0:12.78 [5] (0:12.78)
Average Speed [km/h]	48.1	65.2	64.0	61.3	60.8	61.7	56.4
Top Speed [km/h]	65.0	66.3	65.2	62.0	61.2	62.5	59.9
Avg. Dist. to Rail [m]	3.2	0.5	1.5	3.8	2.9	1.9	0.6
Avg. Stride Freq. [Hz]	2.3	2.4	2.3	2.3	2.3	2.4	2.3
Avg. Stride Length [m]	5.7	7.4	7.4	7.4	7.3	7.3	6.8



- [ ] Ranking at each section and finish
- .-.- No data available at this section
- NA No data available





Horse/Jockey Name	Murmurs
Final Rank	7
Fastest Section Time (Section)	0:11.06 (1200m)
Top Speed [km/h] (Section)	66.1 (1200m)
Race State	Finished

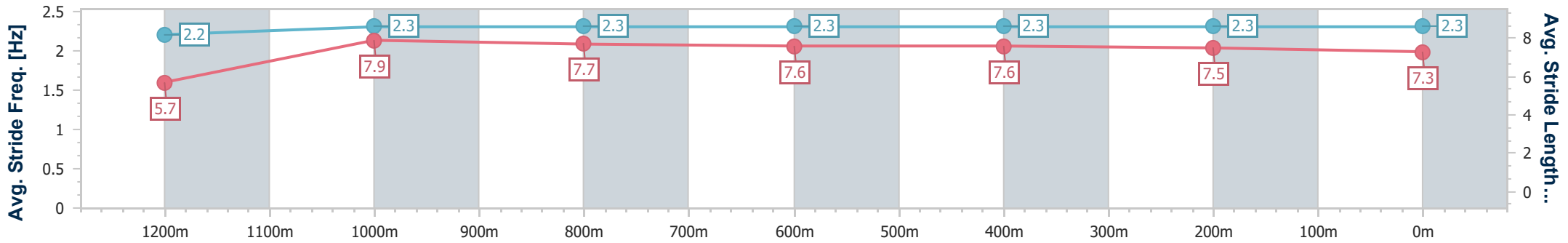
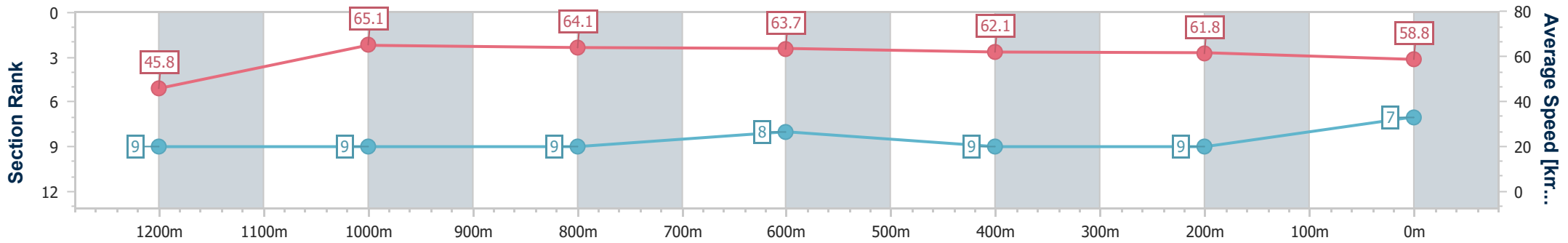


**Doomben QLD Professional**  
**Race 4: SKY RACING Maiden Plate - 1350m**  
 22 January 2025 - 15:24  
 Track Rating: Good 4, Weather: Fine, Rail Position: +5m Entire



BRISBANE  
RACING CLUB

Section	Overall	1200m	1000m	800m	600m	400m	200m
Section Times	1:21.05 [7] (0:11.85)	1:09.20 [9] (0:11.06)	0:58.14 [9] (0:11.27)	0:46.87 [9] (0:11.32)	0:35.55 [8] (0:11.66)	0:23.89 [9] (0:11.63)	0:12.26 [9] (0:12.26)
Average Speed [km/h]	45.8	65.1	64.1	63.7	62.1	61.8	58.8
Top Speed [km/h]	65.2	66.1	65.4	65.6	63.1	62.8	61.3
Avg. Dist. to Rail [m]	5.0	0.8	0.8	0.5	0.9	1.3	4.1
Avg. Stride Freq. [Hz]	2.2	2.3	2.3	2.3	2.3	2.3	2.3
Avg. Stride Length [m]	5.7	7.9	7.7	7.6	7.6	7.5	7.3



- [ ] Ranking at each section and finish
- .-.- No data available at this section
- NA No data available



Horse/Jockey Name	Lil' Bit Vaig
Final Rank	8
Fastest Section Time (Section)	0:11.17 (Overall)
Top Speed [km/h] (Section)	65.4 (1200m)
Race State	Finished

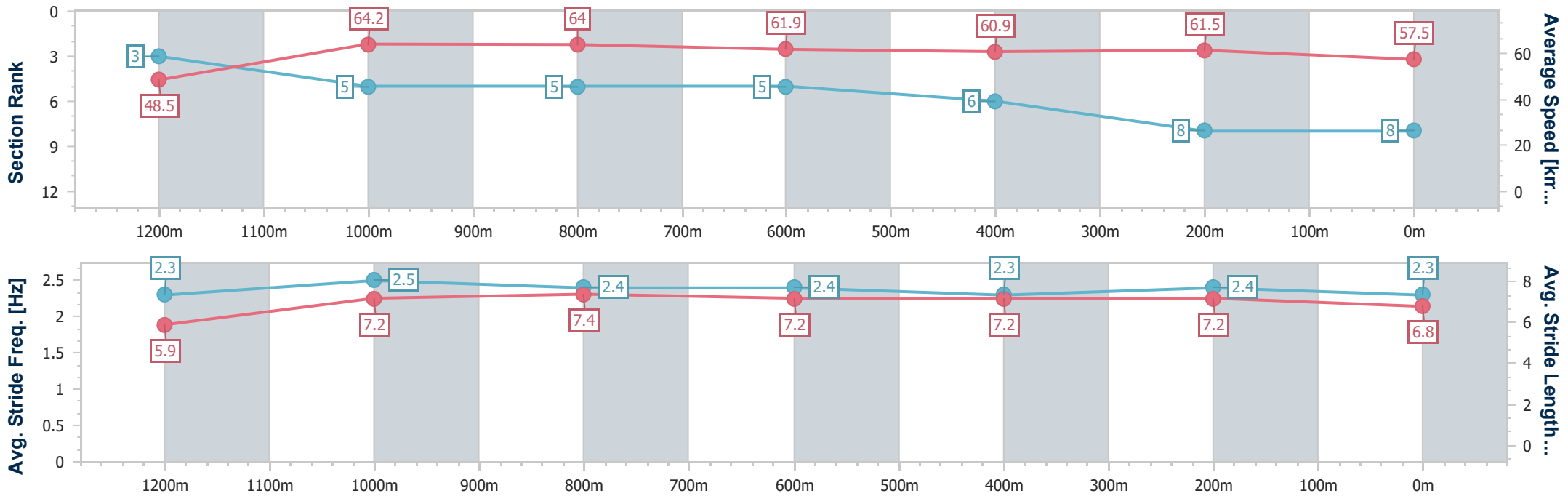


**Doomben QLD Professional**  
**Race 4: SKY RACING Maiden Plate - 1350m**  
 22 January 2025 - 15:24  
 Track Rating: Good 4, Weather: Fine, Rail Position: +5m Entire



BRISBANE  
RACING CLUB

Section	Overall	1200m	1000m	800m	600m	400m	200m
Section Times	1:21.08 [8] (0:11.17)	1:09.91 [3] (0:11.20)	0:58.71 [5] (0:11.23)	0:47.48 [5] (0:11.53)	0:35.95 [5] (0:11.80)	0:24.15 [6] (0:11.65)	0:12.50 [8] (0:12.50)
Average Speed [km/h]	48.5	64.2	64.0	61.9	60.9	61.5	57.5
Top Speed [km/h]	64.4	65.4	65.0	64.4	61.9	62.9	59.7
Avg. Dist. to Rail [m]	0.6	1.3	1.1	1.1	1.2	1.7	1.5
Avg. Stride Freq. [Hz]	2.3	2.5	2.4	2.4	2.3	2.4	2.3
Avg. Stride Length [m]	5.9	7.2	7.4	7.2	7.2	7.2	6.8



- [ ] Ranking at each section and finish
- .-.- No data available at this section
- NA No data available



Horse/Jockey Name	Amahle
Final Rank	9
Fastest Section Time (Section)	0:10.73 (1200m)
Top Speed [km/h] (Section)	68.0 (1200m)
Race State	Finished

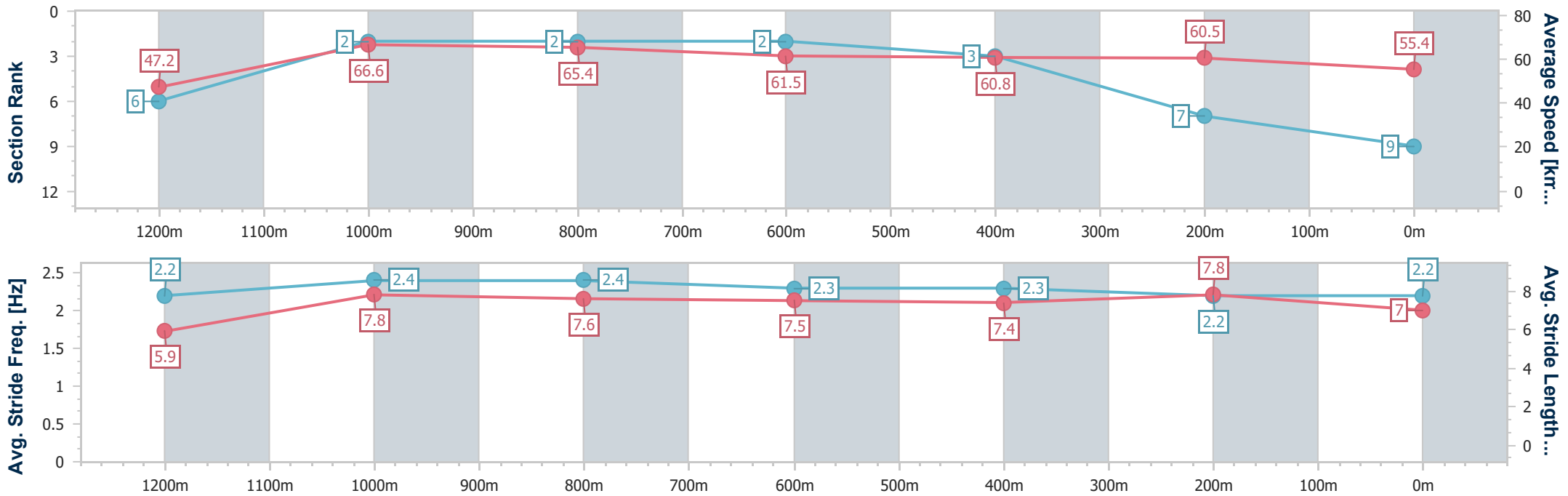


**Doomben QLD Professional**  
**Race 4: SKY RACING Maiden Plate - 1350m**  
 22 January 2025 - 15:24  
 Track Rating: Good 4, Weather: Fine, Rail Position: +5m Entire



BRISBANE  
RACING CLUB

Section	Overall	1200m	1000m	800m	600m	400m	200m
Section Times	1:21.44 [9] (0:11.40)	1:10.04 [6] (0:10.73)	0:59.31 [2] (0:11.04)	0:48.27 [2] (0:11.66)	0:36.61 [2] (0:11.79)	0:24.82 [3] (0:11.82)	0:13.00 [7] (0:13.00)
Average Speed [km/h]	47.2	66.6	65.4	61.5	60.8	60.5	55.4
Top Speed [km/h]	66.6	68.0	67.3	63.1	61.7	61.8	58.8
Avg. Dist. to Rail [m]	3.1	1.3	0.7	0.4	1.1	1.3	0.7
Avg. Stride Freq. [Hz]	2.2	2.4	2.4	2.3	2.3	2.2	2.2
Avg. Stride Length [m]	5.9	7.8	7.6	7.5	7.4	7.8	7.0



- [ ] Ranking at each section and finish
- .-.- No data available at this section
- NA No data available



Horse/Jockey Name	Gartan
Final Rank	10
Fastest Section Time (Section)	0:11.08 (1200m)
Top Speed [km/h] (Section)	66.6 (1200m)
Race State	Finished

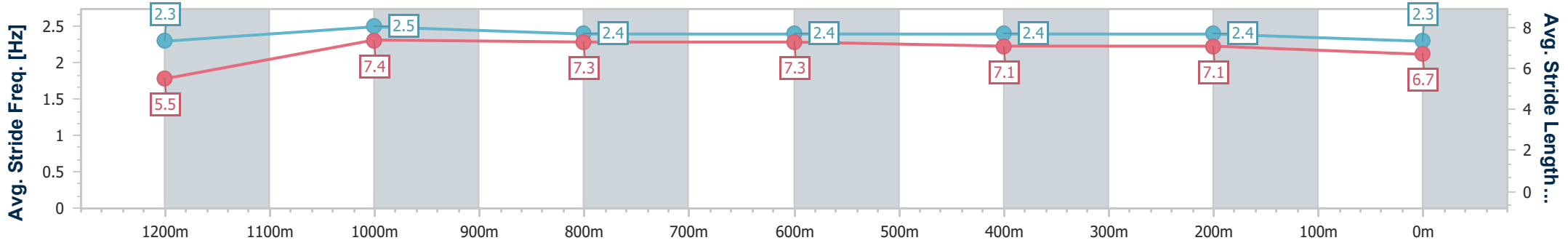
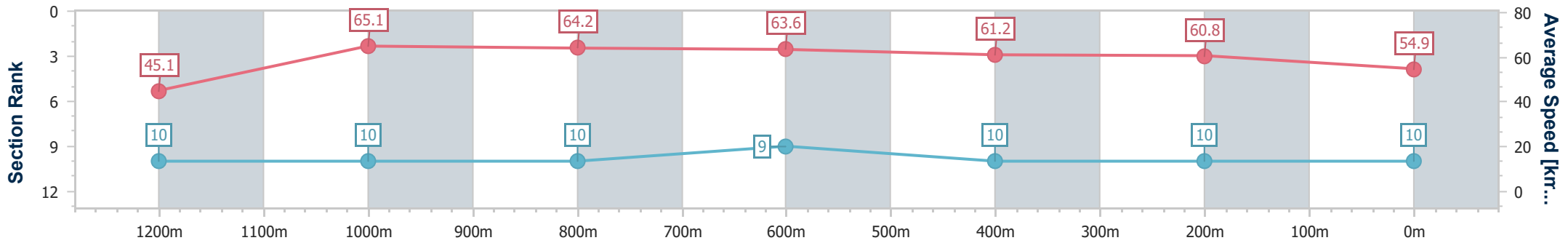


**Doomben QLD Professional**  
**Race 4: SKY RACING Maiden Plate - 1350m**  
 22 January 2025 - 15:24  
 Track Rating: Good 4, Weather: Fine, Rail Position: +5m Entire



BRISBANE  
RACING CLUB

Section	Overall	1200m	1000m	800m	600m	400m	200m
Section Times	1:22.24 [10] (0:11.94)	1:10.30 [10] (0:11.08)	0:59.22 [10] (0:11.19)	0:48.03 [10] (0:11.30)	0:36.73 [9] (0:11.79)	0:24.94 [10] (0:11.84)	0:13.10 [10] (0:13.10)
Average Speed [km/h]	45.1	65.1	64.2	63.6	61.2	60.8	54.9
Top Speed [km/h]	63.5	66.6	64.6	64.3	62.4	62.1	59.2
Avg. Dist. to Rail [m]	4.9	0.6	0.7	0.5	0.3	1.0	1.0
Avg. Stride Freq. [Hz]	2.3	2.5	2.4	2.4	2.4	2.4	2.3
Avg. Stride Length [m]	5.5	7.4	7.3	7.3	7.1	7.1	6.7



- [ ] Ranking at each section and finish
- .-.- No data available at this section
- NA No data available