



Doomben QLD Professional

Race 5: GALLOPERS SPORTS CLUB RATINGS BAND 0 - 65 Handicap - 1630m

22 January 2025 - 16:00



BRISBANE
RACING CLUB

Track Rating: Good 4, Weather: Fine, Rail Position: +5m Entire

Section														
Field Times	Overall	1400m	1200m	1000m	800m	600m	400m	Last 600m						
	1:37.73 (0:15.60)	1:22.13 (0:11.00)	1:11.13 (0:11.52)	0:59.61 (0:12.18)	0:47.43 (0:12.18)	0:35.25 (0:11.73)	0:23.52 (0:11.52)	0:35.25						
Rank	TAB	Horse/Jockey	Barrier	Top Speed [km/h]	Fastest Section								Distance Travelled [m]	
1	8	ARCHER'S GAME	4	66.6	0:11.21	1:37.73 [1]	1:21.97 [3]	1:10.71 [5]	0:59.08 [5]	0:46.76 [5]	0:34.79 [4]	0:23.18 [5]	0:34.79	
		Bailey Wheeler		Overall	400m	(0:15.76)	(0:11.26)	(0:11.63)	(0:12.32)	(0:11.97)	(0:11.61)	(0:11.21)		
2	1	SHADOW POWER	5	65.0	0:11.10	1:37.83 [2]	1:21.55 [9]	1:10.45 [8]	0:58.88 [8]	0:46.44 [8]	0:34.63 [8]	0:23.04 [8]	0:34.63	-5
		Cody Collis		1400m	1400m	(0:16.28)	(0:11.10)	(0:11.57)	(0:12.44)	(0:11.81)	(0:11.59)	(0:11.40)		
3	9	GODZILLA	2	65.3	0:11.18	1:37.85 [3]	1:21.85 [8]	1:10.67 [7]	0:58.97 [7]	0:46.67 [6]	0:34.83 [6]	0:23.10 [6]	0:34.83	-3
		Angela Jones		400m	1400m	(0:16.00)	(0:11.18)	(0:11.70)	(0:12.30)	(0:11.84)	(0:11.73)	(0:11.20)		
4	10	MONTE OUTLANDER	7	67.4	0:11.01	1:38.08 [4]	1:22.19 [5]	1:11.18 [4]	0:59.48 [4]	0:47.19 [4]	0:35.07 [5]	0:23.56 [4]	0:35.07	-1
		Vlad Duric		1400m	1400m	(0:15.89)	(0:11.01)	(0:11.70)	(0:12.29)	(0:12.12)	(0:11.51)	(0:11.28)		
5	13	SIMPLY FUN	6	67.7	0:10.94	1:38.10 [5]	1:22.44 [2]	1:11.50 [1]	0:59.98 [1]	0:47.80 [1]	0:35.62 [1]	0:23.89 [1]	0:35.62	-5
		Georgina Cartwright		1400m	1400m	(0:15.66)	(0:10.94)	(0:11.52)	(0:12.18)	(0:12.18)	(0:11.73)	(0:11.52)		
6	4	FIVE RINGS	1	65.0	0:11.09	1:38.25 [6]	1:22.28 [7]	1:11.19 [6]	0:59.44 [6]	0:47.04 [7]	0:35.16 [7]	0:23.46 [9]	0:35.16	-8
		Luke Dempsey		Overall	1400m	(0:15.97)	(0:11.09)	(0:11.75)	(0:12.40)	(0:11.88)	(0:11.70)	(0:11.34)		
7	12	SACRED BULL	10	65.0	0:11.33	1:38.37 [7]	1:22.03 [10]	1:10.69 [10]	0:59.13 [10]	0:46.73 [10]	0:34.95 [10]	0:23.50 [10]	0:34.95	-7
		Jake Bayliss		400m	400m	(0:16.34)	(0:11.34)	(0:11.56)	(0:12.40)	(0:11.78)	(0:11.45)	(0:11.33)		
8	5	GOOGAZ	3	65.7	0:11.00	1:38.39 [8]	1:22.79 [1]	1:11.79 [2]	1:00.07 [2]	0:47.79 [3]	0:35.59 [3]	0:23.90 [3]	0:35.59	-8
		Michael Rodd		1400m	1400m	(0:15.60)	(0:11.00)	(0:11.72)	(0:12.28)	(0:12.20)	(0:11.69)	(0:11.50)		
9	2	KAREEM	8	65.5	0:11.50	1:38.58 [9]	1:22.68 [6]	1:11.18 [9]	0:59.48 [9]	0:47.08 [9]	0:35.34 [9]	0:23.82 [7]	0:35.34	+1
		James Orman		1400m	1400m	(0:15.90)	(0:11.50)	(0:11.70)	(0:12.40)	(0:11.74)	(0:11.52)	(0:11.51)		
10	3	CLIPPER SHIP	9	67.3	0:10.96	1:38.77 [10]	1:22.95 [4]	1:11.99 [3]	1:00.41 [3]	0:48.21 [2]	0:36.11 [2]	0:24.39 [2]	0:36.11	-2
		Justin Huxtable		1400m	1400m	(0:15.82)	(0:10.96)	(0:11.58)	(0:12.20)	(0:12.10)	(0:11.72)	(0:11.65)		

Scratched: Security Advisor (#7), Kozani (#6), Trapedo (#14), Pireonti (#11)

[] Ranking at each section and finish
 :---: No data available at this section
 NA No data available

SCN Saddle cloth number
 DNF Did not finish
 DNT Did not track



Doomben QLD Professional
Race 5: GALLOPERS SPORTS CLUB RATINGS BAND 0 - 65 Handicap - 1630m

22 January 2025 - 16:00



BRISBANE
RACING CLUB

Track Rating: Good 4, Weather: Fine, Rail Position: +5m Entire

Section				200m				Last 600m	
Field Times				0:12.00 (0:12.00)				0:35.25	
Rank	TAB Horse/Jockey	Barrier	Top Speed [km/h]	Fastest Section	Margin				Distance Travelled [m]
1	8 ARCHER'S GAME Bailey Wheeler	4	66.6 Overall	0:11.21 400m	0:11.97 [2] (0:11.97)	1:37.73			0:34.79
2	1 SHADOW POWER Cody Collis	5	65.0 1400m	0:11.10 1400m	0:11.64 [8] (0:11.64)	0.56L			0:34.63 -5
3	9 GODZILLA Angela Jones	2	65.3 400m	0:11.18 1400m	0:11.90 [4] (0:11.90)	0.71L			0:34.83 -3
4	10 MONTE OUTLANDER Vlad Duric	7	67.4 1400m	0:11.01 1400m	0:12.28 [3] (0:12.28)	2.06L			0:35.07 -1
5	13 SIMPLY FUN Georgina Cartwright	6	67.7 1400m	0:10.94 1400m	0:12.37 [1] (0:12.37)	2.18L			0:35.62 -5
6	4 FIVE RINGS Luke Dempsey	1	65.0 Overall	0:11.09 1400m	0:12.12 [7] (0:12.12)	3.04L			0:35.16 -8
7	12 SACRED BULL Jake Bayliss	10	65.0 400m	0:11.33 400m	0:12.17 [9] (0:12.17)	3.74L			0:34.95 -7
8	5 GOOGAZ Michael Rodd	3	65.7 1400m	0:11.00 1400m	0:12.40 [5] (0:12.40)	3.88L			0:35.59 -8
9	2 KAREEM James Orman	8	65.5 1400m	0:11.50 1400m	0:12.31 [10] (0:12.31)	5.03L			0:35.34 +1
10	3 CLIPPER SHIP Justin Huxtable	9	67.3 1400m	0:10.96 1400m	0:12.74 [6] (0:12.74)	6.11L			0:36.11 -2

Scratched: Security Advisor (#7), Kozani (#6), Trapedo (#14), Pireonti (#11)

[] Ranking at each section and finish
 -:-:- No data available at this section
 NA No data available

SCN Saddle cloth number
 DNF Did not finish
 DNT Did not track



Horse/Jockey Name	Archer's Game
Final Rank	1
Fastest Section Time (Section)	0:11.21 (400m)
Top Speed [km/h] (Section)	66.6 (Overall)
Race State	Finished

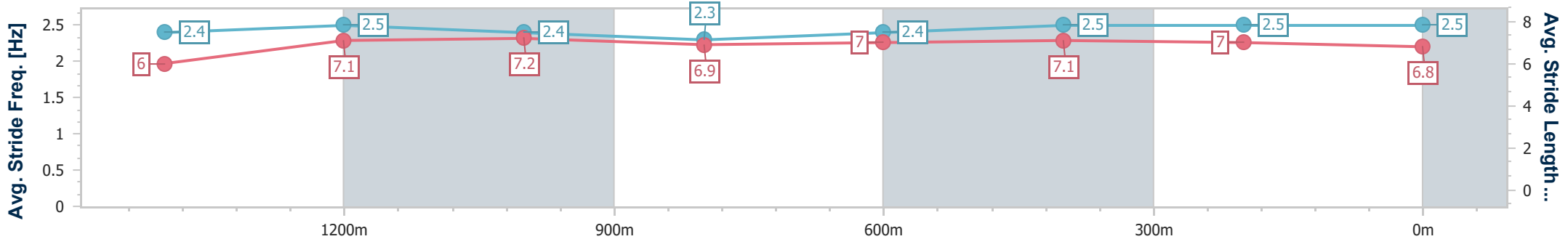
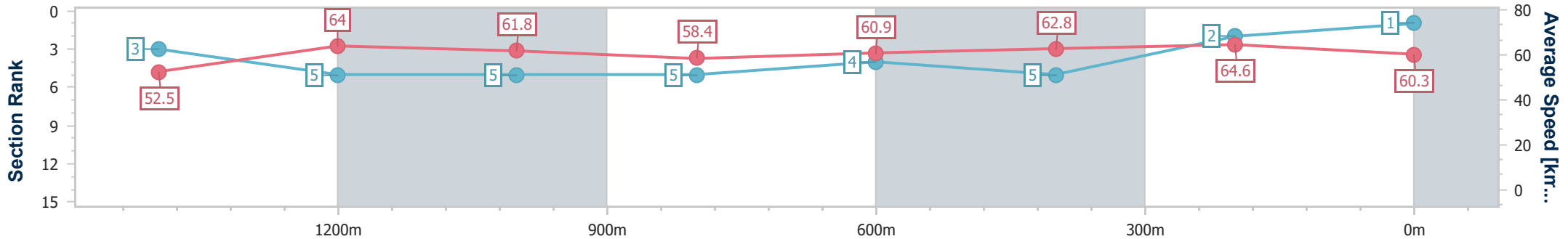


Doomben QLD Professional
Race 5: GALLOPERS SPORTS CLUB RATINGS BAND 0 - 65
Handicap - 1630m
22 January 2025 - 16:00
Track Rating: Good 4, Weather: Fine, Rail Position: +5m Entire



BRISBANE
RACING CLUB

Section	Overall	1400m	1200m	1000m	800m	600m	400m	200m
Section Times	1:37.73 [1] (0:15.76)	1:21.97 [3] (0:11.26)	1:10.71 [5] (0:11.63)	0:59.08 [5] (0:12.32)	0:46.76 [5] (0:11.97)	0:34.79 [4] (0:11.61)	0:23.18 [5] (0:11.21)	0:11.97 [2] (0:11.97)
Average Speed [km/h]	52.5	64.0	61.8	58.4	60.9	62.8	64.6	60.3
Top Speed [km/h]	66.6	65.0	63.8	59.7	63.2	64.1	66.1	64.3
Avg. Dist. to Rail [m]	1.0	0.6	0.3	0.3	1.8	2.7	2.9	1.2
Avg. Stride Freq. [Hz]	2.4	2.5	2.4	2.3	2.4	2.5	2.5	2.5
Avg. Stride Length [m]	6.0	7.1	7.2	6.9	7.0	7.1	7.0	6.8



- [] Ranking at each section and finish
- .-.- No data available at this section
- NA No data available



Horse/Jockey Name	Shadow Power
Final Rank	2
Fastest Section Time (Section)	0:11.10 (1400m)
Top Speed [km/h] (Section)	65.0 (1400m)
Race State	Finished

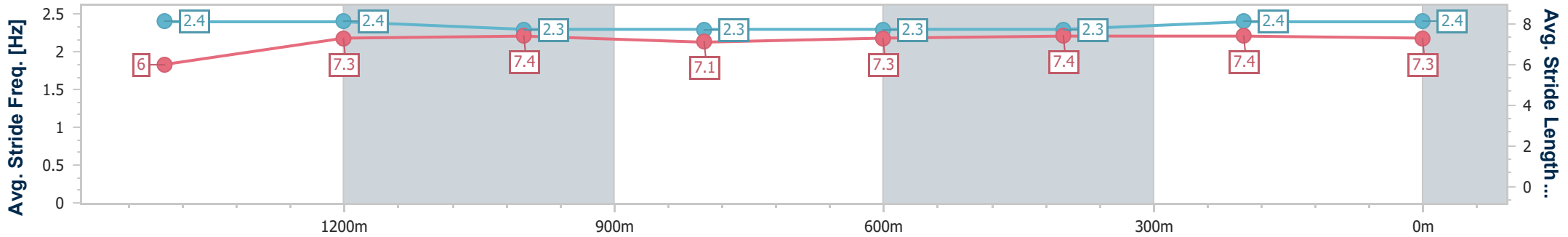
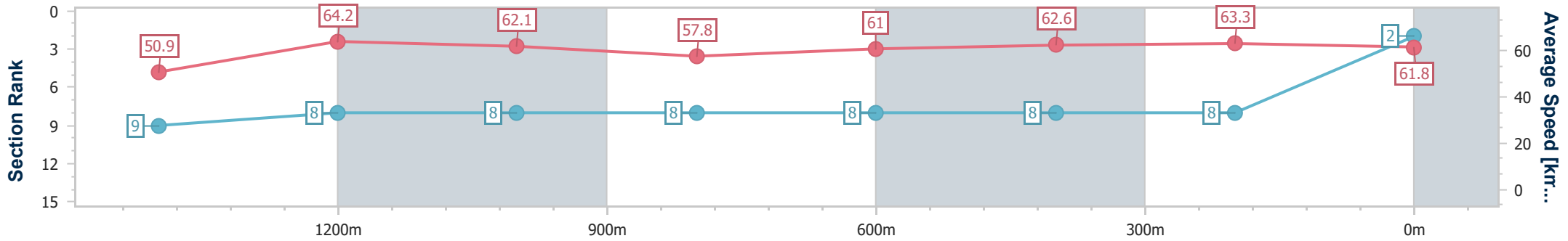


Doomben QLD Professional
Race 5: GALLOPERS SPORTS CLUB RATINGS BAND 0 - 65
Handicap - 1630m
22 January 2025 - 16:00
Track Rating: Good 4, Weather: Fine, Rail Position: +5m Entire



BRISBANE
RACING CLUB

Section	Overall	1400m	1200m	1000m	800m	600m	400m	200m
Section Times	1:37.83 [2] (0:16.28)	1:21.55 [9] (0:11.10)	1:10.45 [8] (0:11.57)	0:58.88 [8] (0:12.44)	0:46.44 [8] (0:11.81)	0:34.63 [8] (0:11.59)	0:23.04 [8] (0:11.40)	0:11.64 [8] (0:11.64)
Average Speed [km/h]	50.9	64.2	62.1	57.8	61.0	62.6	63.3	61.8
Top Speed [km/h]	64.1	65.0	64.3	58.8	63.1	63.8	64.2	63.1
Avg. Dist. to Rail [m]	2.4	1.5	1.6	0.8	0.6	1.1	1.8	3.0
Avg. Stride Freq. [Hz]	2.4	2.4	2.3	2.3	2.3	2.3	2.4	2.4
Avg. Stride Length [m]	6.0	7.3	7.4	7.1	7.3	7.4	7.4	7.3



- [] Ranking at each section and finish
- .-.- No data available at this section
- NA No data available



Horse/Jockey Name	Godzilla
Final Rank	3
Fastest Section Time (Section)	0:11.18 (1400m)
Top Speed [km/h] (Section)	65.3 (400m)
Race State	Finished



Doomben QLD Professional
 Race 5: GALLOPERS SPORTS CLUB RATINGS BAND 0 - 65
 Handicap - 1630m

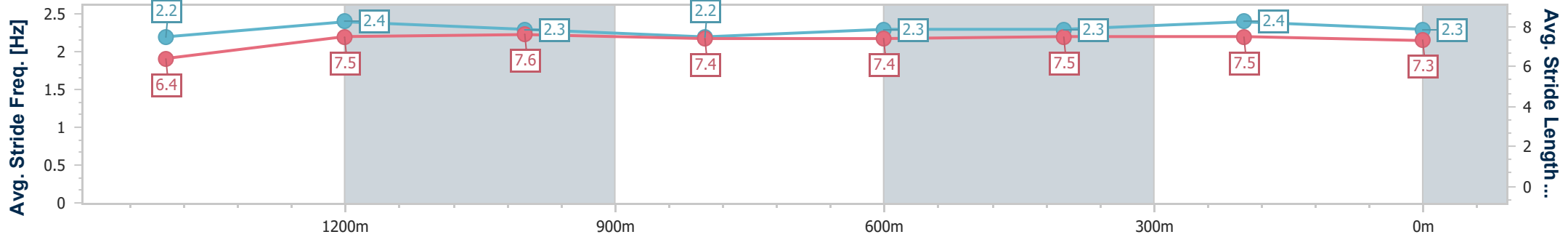
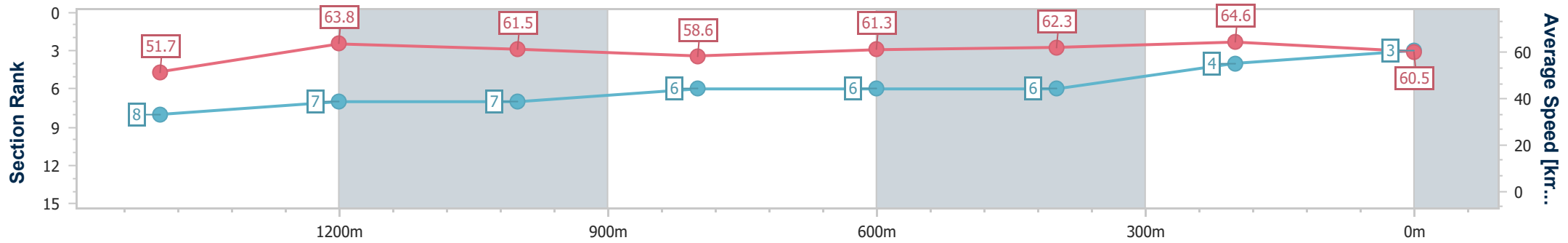


BRISBANE
 RACING CLUB

22 January 2025 - 16:00

Track Rating: Good 4, Weather: Fine, Rail Position: +5m Entire

Section	Overall	1400m	1200m	1000m	800m	600m	400m	200m
Section Times	1:37.85 [3] (0:16.00)	1:21.85 [8] (0:11.18)	1:10.67 [7] (0:11.70)	0:58.97 [7] (0:12.30)	0:46.67 [6] (0:11.84)	0:34.83 [6] (0:11.73)	0:23.10 [6] (0:11.20)	0:11.90 [4] (0:11.90)
Average Speed [km/h]	51.7	63.8	61.5	58.6	61.3	62.3	64.6	60.5
Top Speed [km/h]	64.8	64.7	62.9	59.5	62.4	63.7	65.3	63.3
Avg. Dist. to Rail [m]	0.8	1.1	0.7	0.1	1.5	2.7	3.4	2.5
Avg. Stride Freq. [Hz]	2.2	2.4	2.3	2.2	2.3	2.3	2.4	2.3
Avg. Stride Length [m]	6.4	7.5	7.6	7.4	7.4	7.5	7.5	7.3



- [] Ranking at each section and finish
- .-.- No data available at this section
- NA No data available



Horse/Jockey Name	Monte Outlander
Final Rank	4
Fastest Section Time (Section)	0:11.01 (1400m)
Top Speed [km/h] (Section)	67.4 (1400m)
Race State	Finished

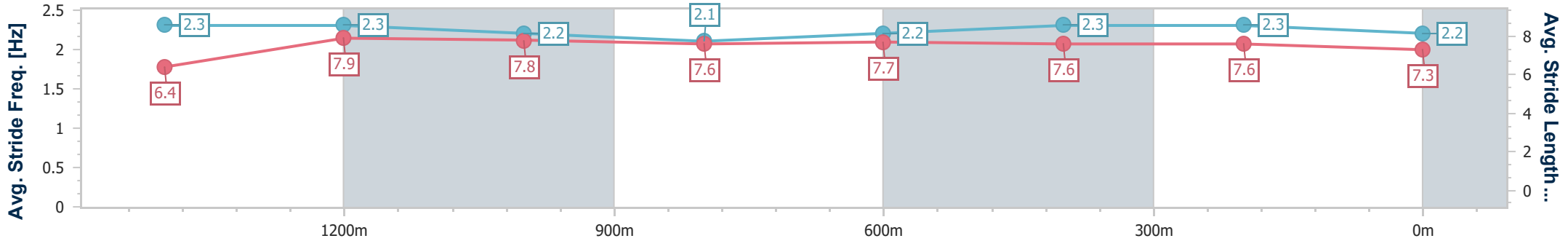
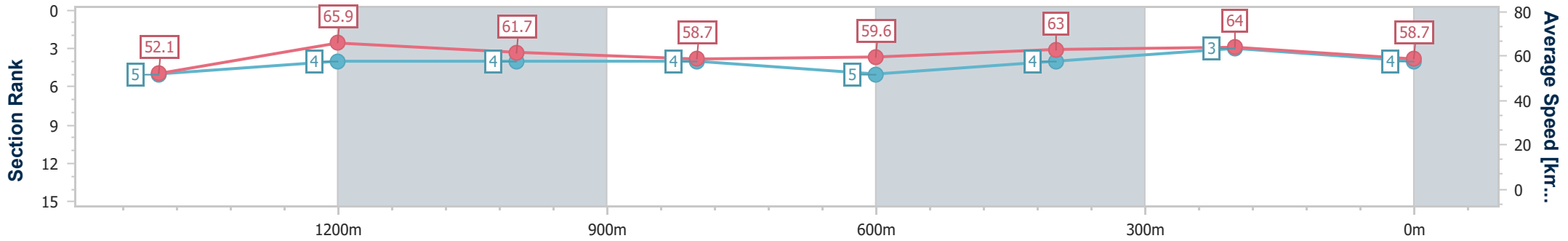


Doomben QLD Professional
Race 5: GALLOPERS SPORTS CLUB RATINGS BAND 0 - 65
Handicap - 1630m
22 January 2025 - 16:00
Track Rating: Good 4, Weather: Fine, Rail Position: +5m Entire



BRISBANE
RACING CLUB

Section	Overall	1400m	1200m	1000m	800m	600m	400m	200m
Section Times	1:38.08 [4] (0:15.89)	1:22.19 [5] (0:11.01)	1:11.18 [4] (0:11.70)	0:59.48 [4] (0:12.29)	0:47.19 [4] (0:12.12)	0:35.07 [5] (0:11.51)	0:23.56 [4] (0:11.28)	0:12.28 [3] (0:12.28)
Average Speed [km/h]	52.1	65.9	61.7	58.7	59.6	63.0	64.0	58.7
Top Speed [km/h]	65.9	67.4	65.0	59.4	61.1	64.5	65.3	62.4
Avg. Dist. to Rail [m]	3.7	1.1	2.4	0.6	0.8	1.3	2.8	2.4
Avg. Stride Freq. [Hz]	2.3	2.3	2.2	2.1	2.2	2.3	2.3	2.2
Avg. Stride Length [m]	6.4	7.9	7.8	7.6	7.7	7.6	7.6	7.3



- [] Ranking at each section and finish
- .-.- No data available at this section
- NA No data available



Horse/Jockey Name	Simply Fun
Final Rank	5
Fastest Section Time (Section)	0:10.94 (1400m)
Top Speed [km/h] (Section)	67.7 (1400m)
Race State	Finished

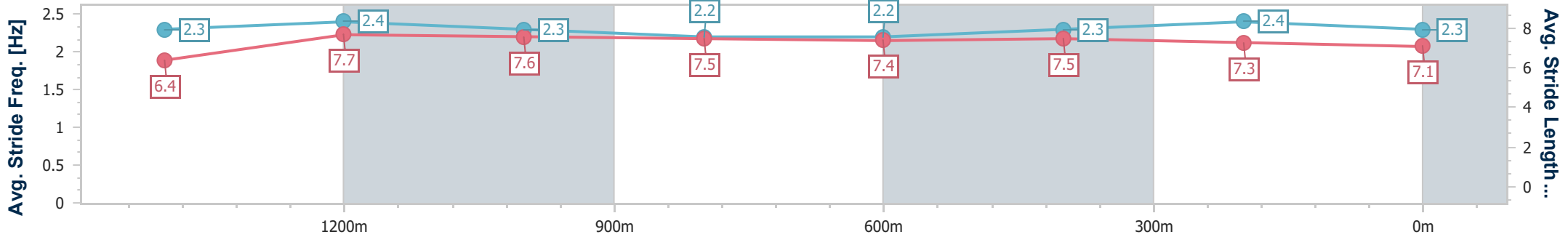
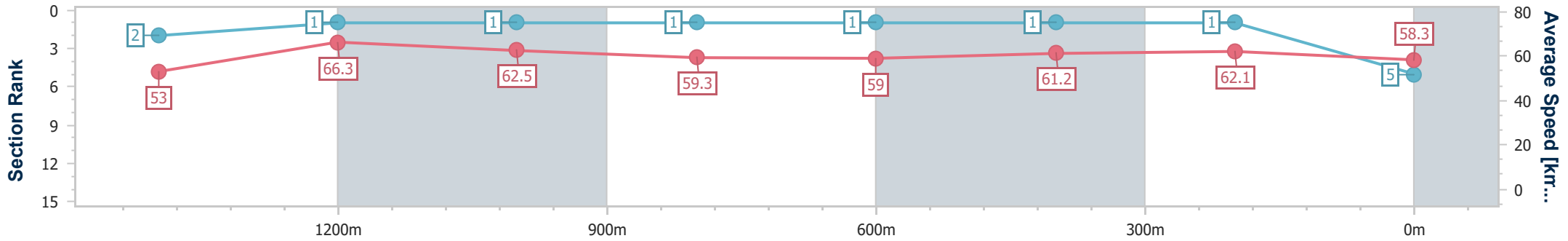


Doomben QLD Professional
 Race 5: GALLOPERS SPORTS CLUB RATINGS BAND 0 - 65
 Handicap - 1630m
 22 January 2025 - 16:00
 Track Rating: Good 4, Weather: Fine, Rail Position: +5m Entire



BRISBANE
 RACING CLUB

Section	Overall	1400m	1200m	1000m	800m	600m	400m	200m
Section Times	1:38.10 [5] (0:15.66)	1:22.44 [2] (0:10.94)	1:11.50 [1] (0:11.52)	0:59.98 [1] (0:12.18)	0:47.80 [1] (0:12.18)	0:35.62 [1] (0:11.73)	0:23.89 [1] (0:11.52)	0:12.37 [1] (0:12.37)
Average Speed [km/h]	53.0	66.3	62.5	59.3	59.0	61.2	62.1	58.3
Top Speed [km/h]	66.7	67.7	64.6	60.1	61.5	61.9	62.8	61.1
Avg. Dist. to Rail [m]	3.9	1.0	1.0	0.9	0.2	0.8	1.6	1.3
Avg. Stride Freq. [Hz]	2.3	2.4	2.3	2.2	2.2	2.3	2.4	2.3
Avg. Stride Length [m]	6.4	7.7	7.6	7.5	7.4	7.5	7.3	7.1



- [] Ranking at each section and finish
- .-.- No data available at this section
- NA No data available



Horse/Jockey Name	Five Rings
Final Rank	6
Fastest Section Time (Section)	0:11.09 (1400m)
Top Speed [km/h] (Section)	65.0 (Overall)
Race State	Finished

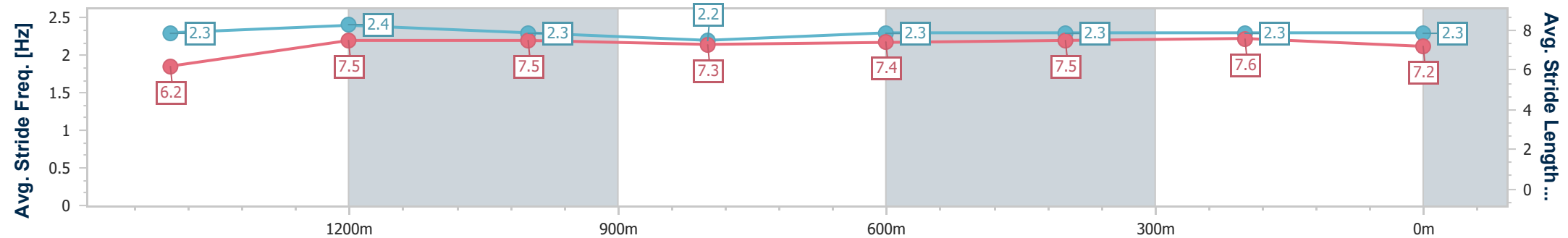
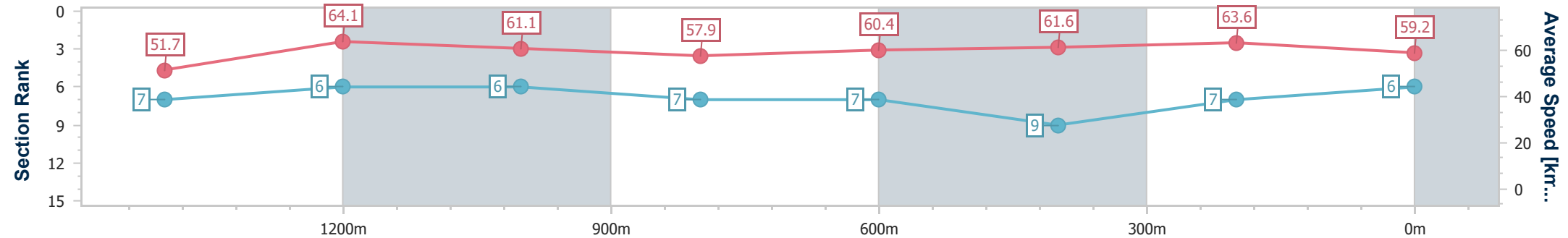


Doomben QLD Professional
Race 5: GALLOPERS SPORTS CLUB RATINGS BAND 0 - 65
Handicap - 1630m
22 January 2025 - 16:00
Track Rating: Good 4, Weather: Fine, Rail Position: +5m Entire



BRISBANE
RACING CLUB

Section	Overall	1400m	1200m	1000m	800m	600m	400m	200m
Section Times	1:38.25 [6] (0:15.97)	1:22.28 [7] (0:11.09)	1:11.19 [6] (0:11.75)	0:59.44 [6] (0:12.40)	0:47.04 [7] (0:11.88)	0:35.16 [7] (0:11.70)	0:23.46 [9] (0:11.34)	0:12.12 [7] (0:12.12)
Average Speed [km/h]	51.7	64.1	61.1	57.9	60.4	61.6	63.6	59.2
Top Speed [km/h]	65.0	64.3	63.6	59.2	62.0	63.0	64.1	62.5
Avg. Dist. to Rail [m]	1.9	2.4	1.7	1.4	0.6	0.2	1.7	1.9
Avg. Stride Freq. [Hz]	2.3	2.4	2.3	2.2	2.3	2.3	2.3	2.3
Avg. Stride Length [m]	6.2	7.5	7.5	7.3	7.4	7.5	7.6	7.2



- [] Ranking at each section and finish
- .-.- No data available at this section
- NA No data available



Horse/Jockey Name	Sacred Bull
Final Rank	7
Fastest Section Time (Section)	0:11.33 (400m)
Top Speed [km/h] (Section)	65.0 (400m)
Race State	Finished

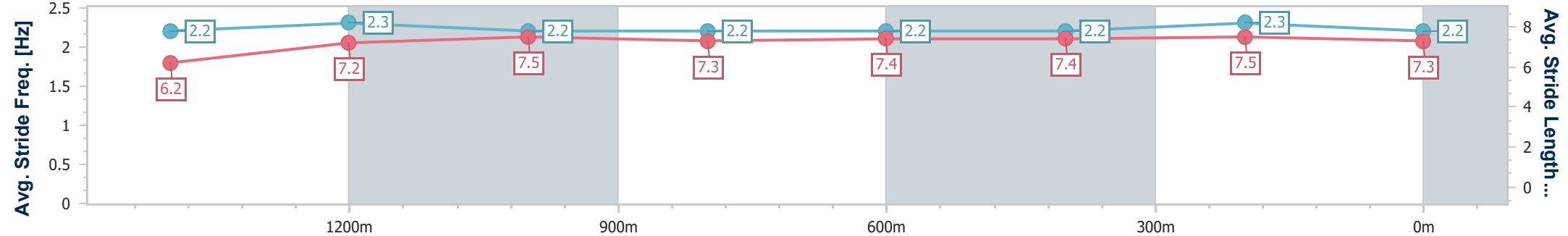
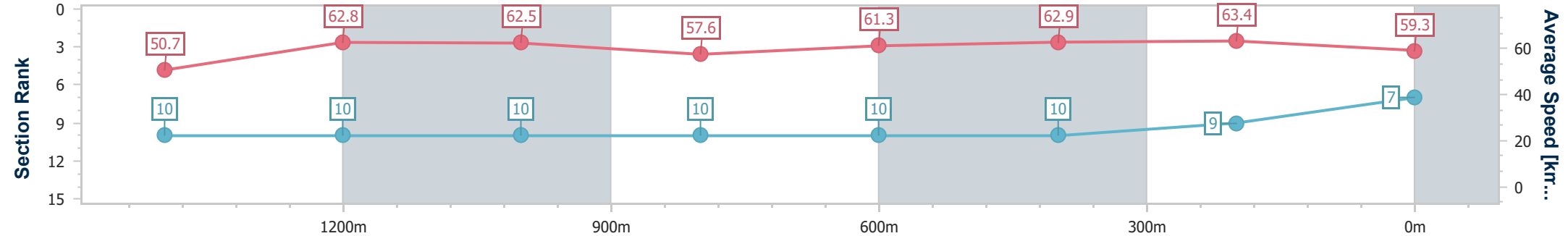


Doomben QLD Professional
Race 5: GALLOPERS SPORTS CLUB RATINGS BAND 0 - 65
Handicap - 1630m
22 January 2025 - 16:00
Track Rating: Good 4, Weather: Fine, Rail Position: +5m Entire



BRISBANE
RACING CLUB

Section	Overall	1400m	1200m	1000m	800m	600m	400m	200m						
Section Times	1:38.37 [7] (0:16.34)	1:22.03 [10] (0:11.34)	1:10.69 [10] (0:11.56)	0:59.13 [10] (0:12.40)	0:46.73 [10] (0:11.78)	0:34.95 [10] (0:11.45)	0:23.50 [10] (0:11.33)	0:12.17 [9] (0:12.17)						
Average Speed [km/h]	50.7	62.8	62.5	57.6	61.3	62.9	63.4	59.3						
Top Speed [km/h]	63.8	63.7	64.1	59.8	63.3	63.6	65.0	61.9						
Avg. Dist. to Rail [m]	4.4	1.3	1.0	0.8	0.3	0.3	0.5	0.5						
Avg. Stride Freq. [Hz]	2.2	2.3	2.2	2.2	2.2	2.2	2.3	2.2						
Avg. Stride Length [m]	6.2	7.2	7.5	7.3	7.4	7.4	7.5	7.3						



- [] Ranking at each section and finish
- .-.- No data available at this section
- NA No data available



Horse/Jockey Name	Googaz
Final Rank	8
Fastest Section Time (Section)	0:11.00 (1400m)
Top Speed [km/h] (Section)	65.7 (1400m)
Race State	Finished

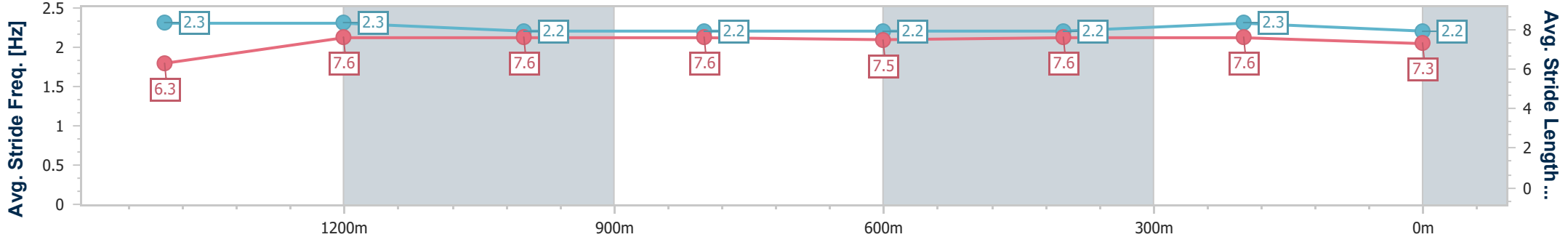
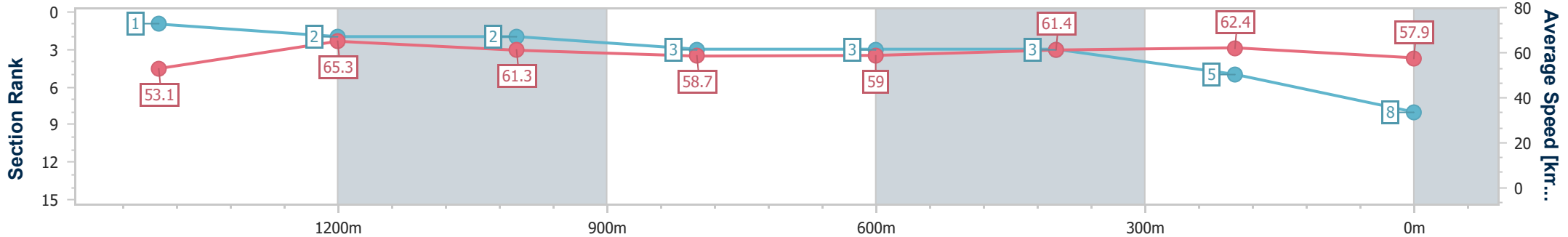


Doomben QLD Professional
Race 5: GALLOPERS SPORTS CLUB RATINGS BAND 0 - 65
Handicap - 1630m
22 January 2025 - 16:00
Track Rating: Good 4, Weather: Fine, Rail Position: +5m Entire



BRISBANE
RACING CLUB

Section	Overall	1400m	1200m	1000m	800m	600m	400m	200m
Section Times	1:38.39 [8] (0:15.60)	1:22.79 [1] (0:11.00)	1:11.79 [2] (0:11.72)	1:00.07 [2] (0:12.28)	0:47.79 [3] (0:12.20)	0:35.59 [3] (0:11.69)	0:23.90 [3] (0:11.50)	0:12.40 [5] (0:12.40)
Average Speed [km/h]	53.1	65.3	61.3	58.7	59.0	61.4	62.4	57.9
Top Speed [km/h]	65.4	65.7	64.0	59.2	60.8	62.4	63.5	61.4
Avg. Dist. to Rail [m]	1.3	0.4	0.2	0.4	0.1	1.0	0.7	0.4
Avg. Stride Freq. [Hz]	2.3	2.3	2.2	2.2	2.2	2.2	2.3	2.2
Avg. Stride Length [m]	6.3	7.6	7.6	7.6	7.5	7.6	7.6	7.3



- [] Ranking at each section and finish
- .-.- No data available at this section
- NA No data available



Horse/Jockey Name	Kareem
Final Rank	9
Fastest Section Time (Section)	0:11.50 (1400m)
Top Speed [km/h] (Section)	65.5 (1400m)
Race State	Finished

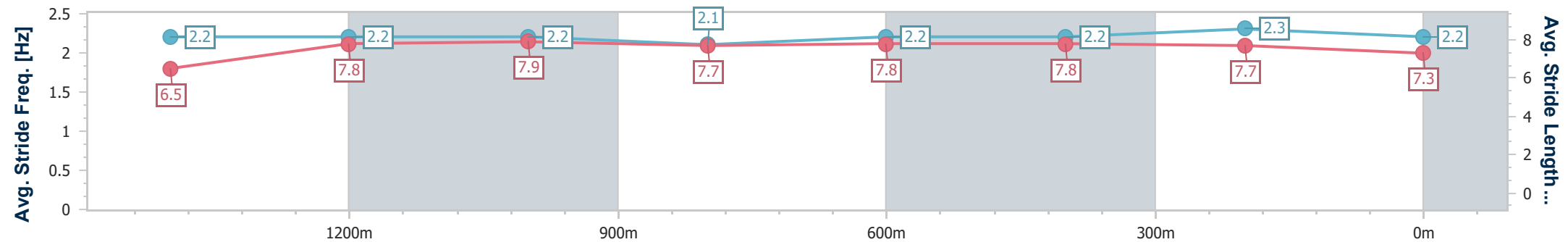
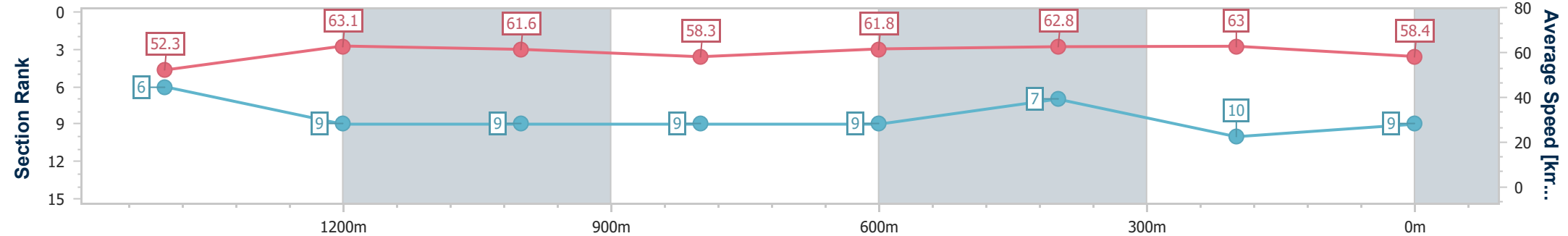


Doomben QLD Professional
Race 5: GALLOPERS SPORTS CLUB RATINGS BAND 0 - 65
Handicap - 1630m
22 January 2025 - 16:00
Track Rating: Good 4, Weather: Fine, Rail Position: +5m Entire



BRISBANE
RACING CLUB

Section	Overall	1400m	1200m	1000m	800m	600m	400m	200m
Section Times	1:38.58 [9] (0:15.90)	1:22.68 [6] (0:11.50)	1:11.18 [9] (0:11.70)	0:59.48 [9] (0:12.40)	0:47.08 [9] (0:11.74)	0:35.34 [9] (0:11.52)	0:23.82 [7] (0:11.51)	0:12.31 [10] (0:12.31)
Average Speed [km/h]	52.3	63.1	61.6	58.3	61.8	62.8	63.0	58.4
Top Speed [km/h]	64.8	65.5	64.4	59.2	63.7	64.1	63.9	61.4
Avg. Dist. to Rail [m]	5.2	1.4	1.4	1.3	1.4	1.4	3.2	4.6
Avg. Stride Freq. [Hz]	2.2	2.2	2.2	2.1	2.2	2.2	2.3	2.2
Avg. Stride Length [m]	6.5	7.8	7.9	7.7	7.8	7.8	7.7	7.3



- [] Ranking at each section and finish
- .-.- No data available at this section
- NA No data available



Horse/Jockey Name	Clipper Ship
Final Rank	10
Fastest Section Time (Section)	0:10.96 (1400m)
Top Speed [km/h] (Section)	67.3 (1400m)
Race State	Finished

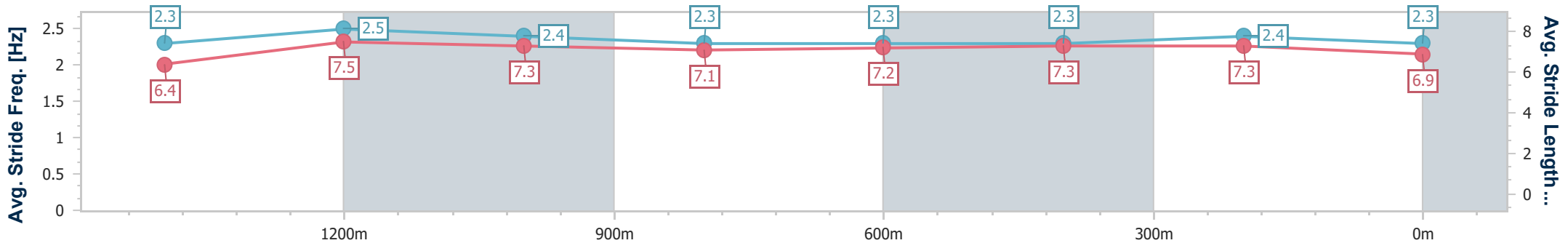
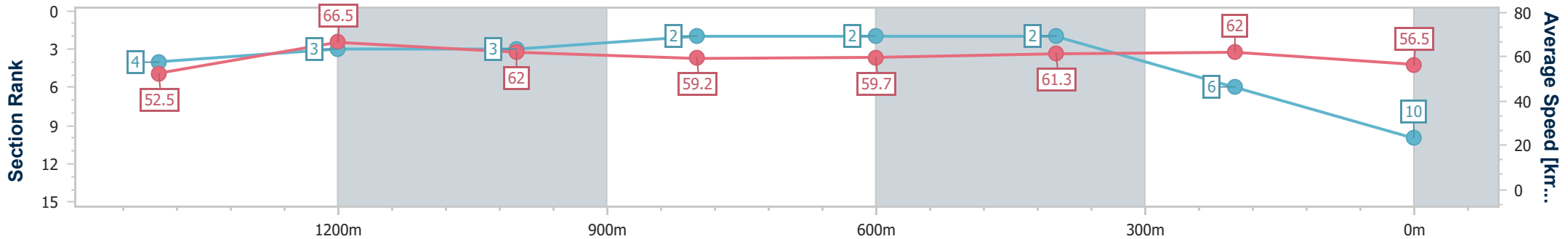


Doomben QLD Professional
Race 5: GALLOPERS SPORTS CLUB RATINGS BAND 0 - 65
Handicap - 1630m
22 January 2025 - 16:00
Track Rating: Good 4, Weather: Fine, Rail Position: +5m Entire



BRISBANE
RACING CLUB

Section	Overall	1400m	1200m	1000m	800m	600m	400m	200m
Section Times	1:38.77 [10] (0:15.82)	1:22.95 [4] (0:10.96)	1:11.99 [3] (0:11.58)	1:00.41 [3] (0:12.20)	0:48.21 [2] (0:12.10)	0:36.11 [2] (0:11.72)	0:24.39 [2] (0:11.65)	0:12.74 [6] (0:12.74)
Average Speed [km/h]	52.5	66.5	62.0	59.2	59.7	61.3	62.0	56.5
Top Speed [km/h]	66.6	67.3	65.2	59.9	61.4	62.4	63.0	61.0
Avg. Dist. to Rail [m]	4.8	1.3	0.4	1.1	0.7	0.2	0.4	0.7
Avg. Stride Freq. [Hz]	2.3	2.5	2.4	2.3	2.3	2.3	2.4	2.3
Avg. Stride Length [m]	6.4	7.5	7.3	7.1	7.2	7.3	7.3	6.9



- [] Ranking at each section and finish
- .-.- No data available at this section
- NA No data available