

Track Rating: Soft 6, Weather: Overcast, Rail Position: +3m 900m-W/Post; True Remainder

Section		Field Times												
		Overall	1800m	1600m	1400m	1200m	1000m	800m	Last 600m					
		2:07.11 (0:17.23)	1:49.88 (0:12.25)	1:37.63 (0:12.47)	1:25.16 (0:12.40)	1:12.76 (0:12.41)	1:00.35 (0:12.35)	0:48.00 (0:12.07)	0:35.93					
Rank	TAB	Horse/Jockey	Barrier	Top Speed [km/h]	Fastest Section									Distance Travelled [m]
1	11	QUEEN AIR Angela Jones	1	62.7 400m	0:11.75 400m	2:07.11 [1] (0:17.23)	1:49.88 [1] (0:12.38)	1:37.50 [2] (0:12.62)	1:24.88 [4] (0:12.42)	1:12.46 [4] (0:12.45)	1:00.01 [3] (0:12.34)	0:47.67 [3] (0:11.98)	0:35.69	
2	9	DIABLO BOLT Ron Stewart	10	63.4 600m	0:11.60 400m	2:07.35 [2] (0:18.30)	1:49.05 [10] (0:12.52)	1:36.53 [10] (0:12.52)	1:24.01 [10] (0:12.36)	1:11.65 [10] (0:12.36)	0:59.29 [10] (0:12.15)	0:47.14 [10] (0:11.69)	0:35.45	+8
3	10	ROGUE BEAR Samantha Collett	4	62.3 1800m	0:12.00 600m	2:07.47 [3] (0:17.37)	1:50.10 [3] (0:12.11)	1:37.99 [1] (0:12.47)	1:25.52 [1] (0:12.40)	1:13.12 [1] (0:12.41)	1:00.71 [1] (0:12.35)	0:48.36 [1] (0:12.07)	0:36.29	+1
4	3	DUNE FORTY FIVE Nikita Beriman	6	61.5 800m	0:11.99 400m	2:07.49 [4] (0:17.43)	1:50.06 [4] (0:12.19)	1:37.87 [3] (0:12.41)	1:25.46 [2] (0:12.34)	1:13.12 [2] (0:12.50)	1:00.62 [2] (0:12.37)	0:48.25 [2] (0:12.00)	0:36.25	+10
5	6	WAPITI Cody Collis	2	62.3 Overall	0:11.83 400m	2:07.60 [5] (0:17.51)	1:50.09 [5] (0:12.42)	1:37.67 [6] (0:12.60)	1:25.07 [6] (0:12.53)	1:12.54 [6] (0:12.42)	1:00.12 [6] (0:12.25)	0:47.87 [5] (0:11.97)	0:35.90	+1
6	7	LINTHORPE LAD Taylor Marshall	8	62.4 600m	0:11.66 600m	2:07.71 [6] (0:17.83)	1:49.88 [8] (0:12.36)	1:37.52 [7] (0:12.56)	1:24.96 [7] (0:12.55)	1:12.41 [8] (0:12.47)	0:59.94 [8] (0:12.23)	0:47.71 [8] (0:12.01)	0:35.70	-4
7	4	BROOKHAVEN Cejay Graham	9	62.9 800m	0:11.82 800m	2:07.83 [7] (0:18.00)	1:49.83 [9] (0:12.55)	1:37.28 [9] (0:12.52)	1:24.76 [9] (0:12.31)	1:12.45 [9] (0:12.45)	1:00.00 [9] (0:12.13)	0:47.87 [7] (0:11.82)	0:36.05	+8
8	1	RED WAVE Ryan Maloney	7	62.9 600m	0:11.71 600m	2:08.09 [8] (0:17.82)	1:50.27 [7] (0:12.43)	1:37.84 [8] (0:12.55)	1:25.29 [8] (0:12.40)	1:12.89 [7] (0:12.44)	1:00.45 [7] (0:12.38)	0:48.07 [9] (0:12.27)	0:35.80	+7
9	5	STUCK WITH YOU Kyle Wilson-Taylor	3	63.3 Overall	0:12.04 800m	2:09.71 [9] (0:17.33)	1:52.38 [2] (0:12.32)	1:40.06 [4] (0:12.51)	1:27.55 [3] (0:12.48)	1:15.07 [3] (0:12.54)	1:02.53 [4] (0:12.39)	0:50.14 [4] (0:12.04)	0:38.10	+8
10	13	STPETERSCATHEDRAL Dale Smith	5	61.7 Overall	0:12.26 1800m	2:13.31 [10] (0:17.60)	1:55.71 [6] (0:12.26)	1:43.45 [5] (0:12.56)	1:30.89 [5] (0:12.43)	1:18.46 [5] (0:12.52)	1:05.94 [5] (0:12.49)	0:53.45 [6] (0:12.35)	0:41.10	+7

Scratched: Applications (#12), Almanian (#2), Roller Coaster (#8)



Aquis Park Gold Coast QLD Professional

Race 5: GOLD COAST MAYOR'S VASE - 2050m

24 January 2025 - 20:30



Track Rating: Soft 6, Weather: Overcast, Rail Position: +3m 900m-W/Post; True Remainder

Section									Last 600m		
Field Times				600m	400m	200m			0:35.93		
				(0:12.00)	(0:11.99)	(0:11.94)					
Rank	TAB	Horse/Jockey	Barrier	Top Speed [km/h]	Fastest Section	Margin			Distance Travelled [m]		
1	11	QUEEN AIR Angela Jones	1	62.7 400m	0:11.75 400m	0:35.69 [3] (0:12.03)	0:23.66 [3] (0:11.75)	0:11.91 [2] (0:11.91)	2:07.11	0:35.69	
2	9	DIABLO BOLT Ron Stewart	10	63.4 600m	0:11.60 400m	0:35.45 [7] (0:11.67)	0:23.78 [4] (0:11.60)	0:12.18 [1] (0:12.18)	1.3L	0:35.45	+8
3	10	ROGUE BEAR Samantha Collett	4	62.3 1800m	0:12.00 600m	0:36.29 [1] (0:12.00)	0:24.29 [1] (0:12.03)	0:12.26 [3] (0:12.26)	1.8L	0:36.29	+1
4	3	DUNE FORTY FIVE Nikita Beriman	6	61.5 800m	0:11.99 400m	0:36.25 [2] (0:12.06)	0:24.19 [2] (0:11.99)	0:12.20 [4] (0:12.20)	1.9L	0:36.25	+10
5	6	WAPITI Cody Collis	2	62.3 Overall	0:11.83 400m	0:35.90 [5] (0:11.87)	0:24.03 [4] (0:11.83)	0:12.20 [5] (0:12.20)	2.4L	0:35.90	+1
6	7	LINTHORPE LAD Taylor Marshall	8	62.4 600m	0:11.66 600m	0:35.70 [8] (0:11.66)	0:24.04 [8] (0:11.87)	0:12.17 [6] (0:12.17)	2.9L	0:35.70	-4
7	4	BROOKHAVEN Cejay Graham	9	62.9 800m	0:11.82 800m	0:36.05 [6] (0:11.86)	0:24.19 [6] (0:11.96)	0:12.23 [7] (0:12.23)	3.4L	0:36.05	+8
8	1	RED WAVE Ryan Maloney	7	62.9 600m	0:11.71 600m	0:35.80 [10] (0:11.71)	0:24.09 [9] (0:11.80)	0:12.29 [8] (0:12.29)	4.9L	0:35.80	+7
9	5	STUCK WITH YOU Kyle Wilson-Taylor	3	63.3 Overall	0:12.04 800m	0:38.10 [4] (0:12.04)	0:26.06 [7] (0:12.27)	0:13.79 [9] (0:13.79)	14.2L	0:38.10	+8
10	13	STPETERSCATHEDRAL Dale Smith	5	61.7 Overall	0:12.26 1800m	0:41.10 [9] (0:12.70)	0:28.40 [10] (0:13.54)	0:14.86 [10] (0:14.86)	35.2L	0:41.10	+7

Scratched: Applications (#12), Almanian (#2), Roller Coaster (#8)

[] Ranking at each section and finish
 -:-:- No data available at this section
 NA No data available

SCN Saddle cloth number
 DNF Did not finish
 DNT Did not track



Horse/Jockey Name	Queen Air
Final Rank	1
Fastest Section Time (Section)	0:11.75 (400m)
Top Speed [km/h] (Section)	62.7 (400m)
Race State	Finished



Aquis Park Gold Coast QLD Professional

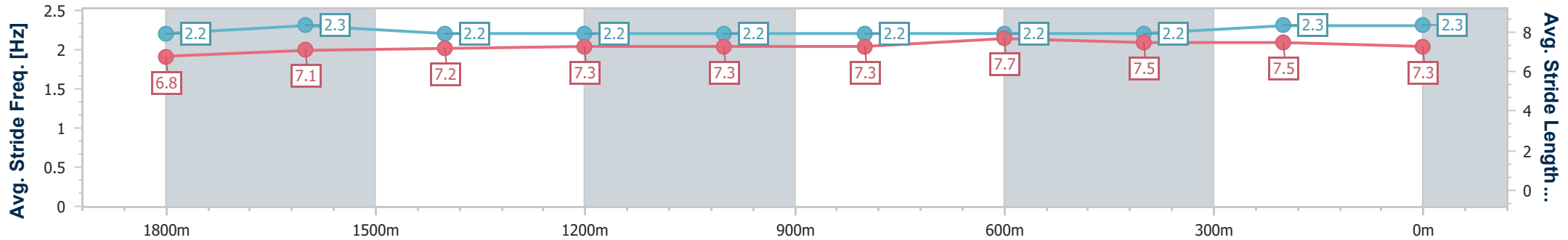
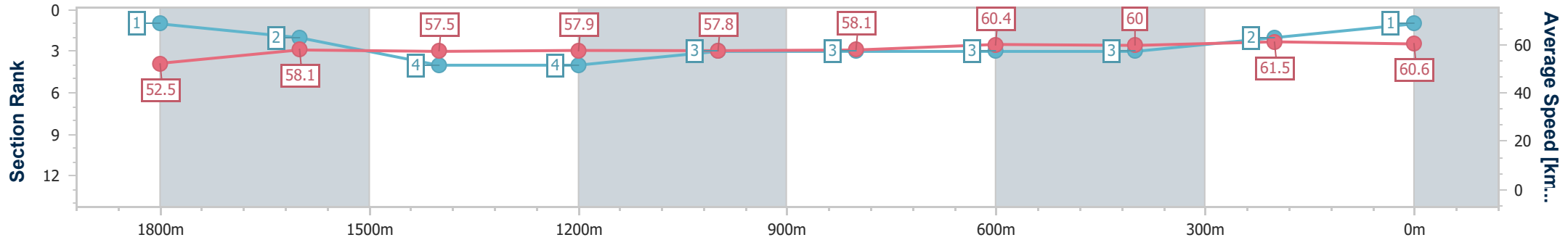
Race 5: GOLD COAST MAYOR'S VASE - 2050m



24 January 2025 - 20:30

Track Rating: Soft 6, Weather: Overcast, Rail Position: +3m 900m-W/Post; True Remainder

Section	Overall	1800m	1600m	1400m	1200m	1000m	800m	600m	400m	200m
Section Times	2:07.11 [1] (0:17.23)	1:49.88 [1] (0:12.38)	1:37.50 [2] (0:12.62)	1:24.88 [4] (0:12.42)	1:12.46 [4] (0:12.45)	1:00.01 [3] (0:12.34)	0:47.67 [3] (0:11.98)	0:35.69 [3] (0:12.03)	0:23.66 [3] (0:11.75)	0:11.91 [2] (0:11.91)
Average Speed [km/h]	52.5	58.1	57.5	57.9	57.8	58.1	60.4	60.0	61.5	60.6
Top Speed [km/h]	61.9	59.3	58.3	59.0	59.0	58.6	61.5	61.1	62.7	62.0
Avg. Dist. to Rail [m]	2.9	0.4	1.1	0.6	0.6	1.4	1.1	1.0	4.3	8.4
Avg. Stride Freq. [Hz]	2.2	2.3	2.2	2.2	2.2	2.2	2.2	2.2	2.3	2.3
Avg. Stride Length [m]	6.8	7.1	7.2	7.3	7.3	7.3	7.7	7.5	7.5	7.3



- [] Ranking at each section and finish
- .-.- No data available at this section
- NA No data available



Horse/Jockey Name	Diablo Bolt
Final Rank	2
Fastest Section Time (Section)	0:11.60 (400m)
Top Speed [km/h] (Section)	63.4 (600m)
Race State	Finished



Aquis Park Gold Coast QLD Professional

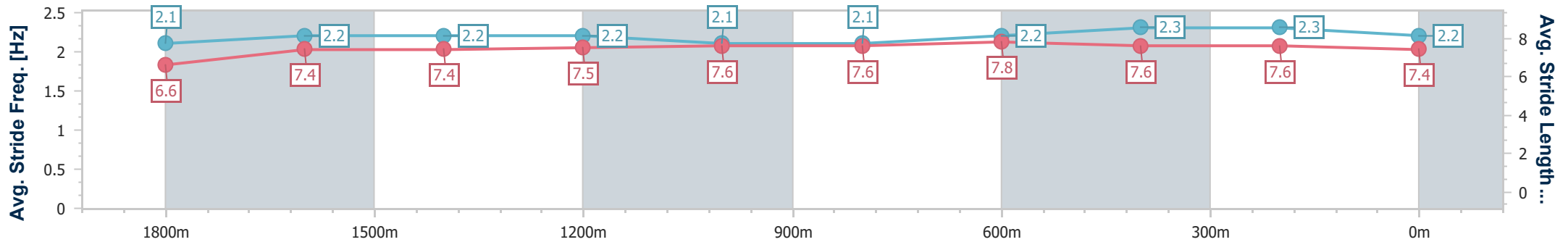
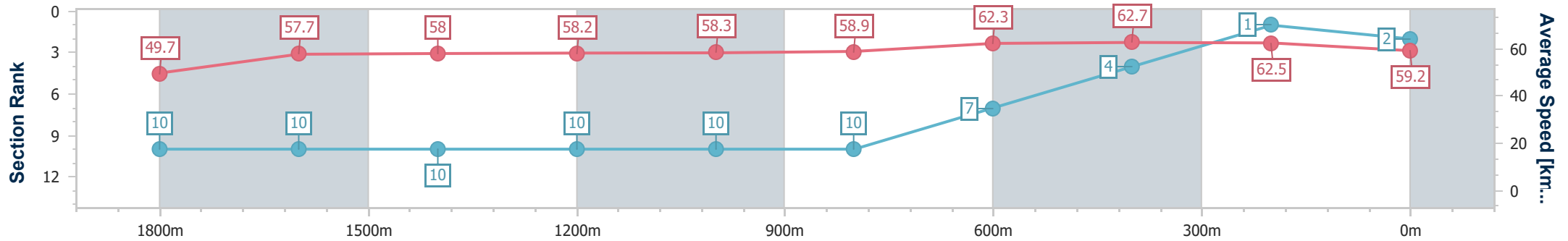
Race 5: GOLD COAST MAYOR'S VASE - 2050m



24 January 2025 - 20:30

Track Rating: Soft 6, Weather: Overcast, Rail Position: +3m 900m-W/Post; True Remainder

Section	Overall	1800m	1600m	1400m	1200m	1000m	800m	600m	400m	200m
Section Times	2:07.35 [2] (0:18.30)	1:49.05 [10] (0:12.52)	1:36.53 [10] (0:12.52)	1:24.01 [10] (0:12.36)	1:11.65 [10] (0:12.36)	0:59.29 [10] (0:12.15)	0:47.14 [10] (0:11.69)	0:35.45 [7] (0:11.67)	0:23.78 [4] (0:11.60)	0:12.18 [1] (0:12.18)
Average Speed [km/h]	49.7	57.7	58.0	58.2	58.3	58.9	62.3	62.7	62.5	59.2
Top Speed [km/h]	59.3	59.2	58.5	59.4	59.6	61.4	63.4	63.4	63.0	61.4
Avg. Dist. to Rail [m]	9.3	1.2	1.3	1.3	1.3	1.4	2.7	3.3	7.8	10.4
Avg. Stride Freq. [Hz]	2.1	2.2	2.2	2.2	2.1	2.1	2.2	2.3	2.3	2.2
Avg. Stride Length [m]	6.6	7.4	7.4	7.5	7.6	7.6	7.8	7.6	7.6	7.4



- [] Ranking at each section and finish
- .-.- No data available at this section
- NA No data available



Horse/Jockey Name	Rogue Bear
Final Rank	3
Fastest Section Time (Section)	0:12.00 (600m)
Top Speed [km/h] (Section)	62.3 (1800m)
Race State	Finished



Aquis Park Gold Coast QLD Professional

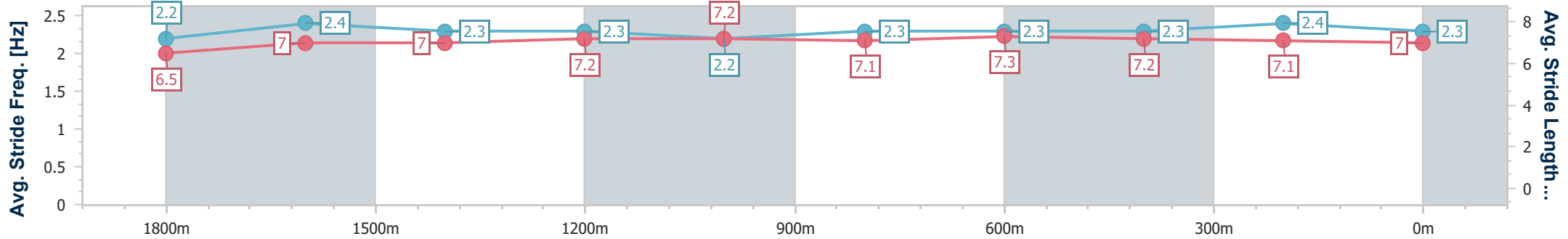
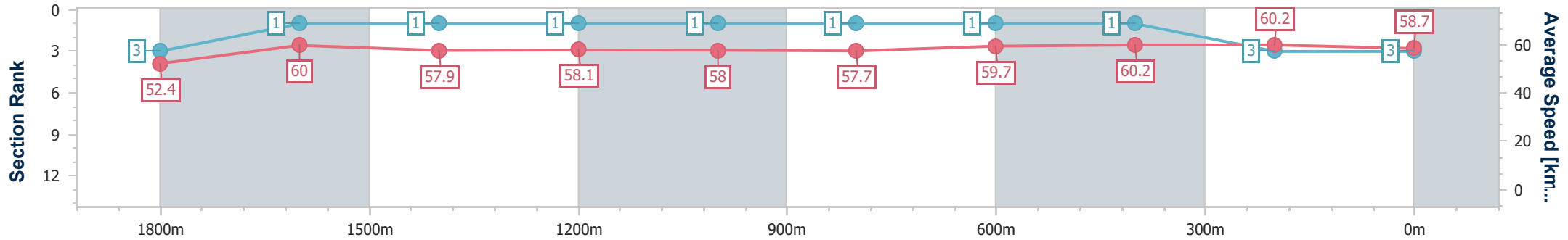
Race 5: GOLD COAST MAYOR'S VASE - 2050m



24 January 2025 - 20:30

Track Rating: Soft 6, Weather: Overcast, Rail Position: +3m 900m-W/Post; True Remainder

Section	Overall	1800m	1600m	1400m	1200m	1000m	800m	600m	400m	200m			
Section Times	2:07.47 [3] (0:17.37)	1:50.10 [3] (0:12.11)	1:37.99 [1] (0:12.47)	1:25.52 [1] (0:12.40)	1:13.12 [1] (0:12.41)	1:00.71 [1] (0:12.35)	0:48.36 [1] (0:12.07)	0:36.29 [1] (0:12.00)	0:24.29 [1] (0:12.03)	0:12.26 [3] (0:12.26)			
Average Speed [km/h]	52.4	60.0	57.9	58.1	58.0	57.7	59.7	60.2	60.2	58.7			
Top Speed [km/h]	61.4	62.3	60.0	59.3	58.7	58.8	60.6	61.1	61.0	59.7			
Avg. Dist. to Rail [m]	5.7	2.7	1.0	0.3	0.3	1.9	0.8	0.7	4.7	7.9			
Avg. Stride Freq. [Hz]	2.2	2.4	2.3	2.3	2.2	2.3	2.3	2.3	2.4	2.3			
Avg. Stride Length [m]	6.5	7.0	7.0	7.2	7.2	7.1	7.3	7.2	7.1	7.0			



- [] Ranking at each section and finish
- .-.- No data available at this section
- NA No data available



Horse/Jockey Name	Dune Forty Five
Final Rank	4
Fastest Section Time (Section)	0:11.99 (400m)
Top Speed [km/h] (Section)	61.5 (800m)
Race State	Finished



Aquis Park Gold Coast QLD Professional

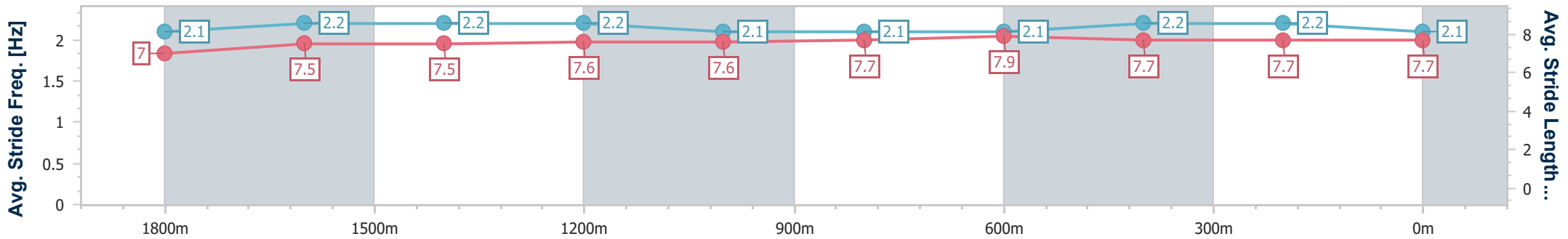
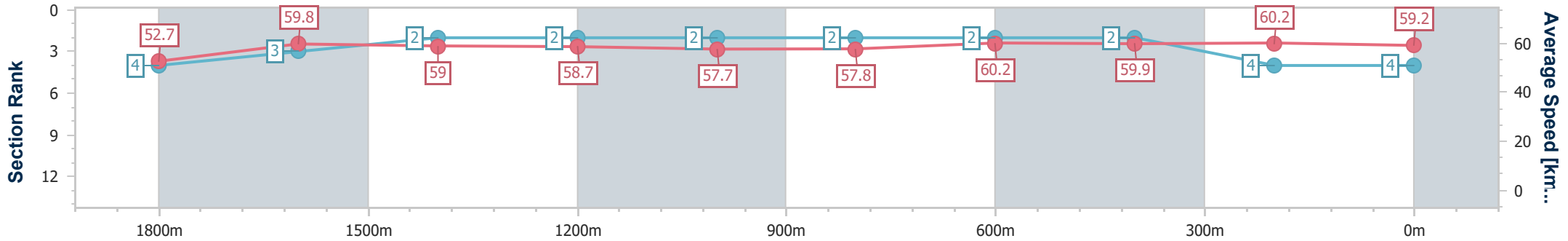
Race 5: GOLD COAST MAYOR'S VASE - 2050m



24 January 2025 - 20:30

Track Rating: Soft 6, Weather: Overcast, Rail Position: +3m 900m-W/Post; True Remainder

Section	Overall	1800m	1600m	1400m	1200m	1000m	800m	600m	400m	200m
Section Times	2:07.49 [4] (0:17.43)	1:50.06 [4] (0:12.19)	1:37.87 [3] (0:12.41)	1:25.46 [2] (0:12.34)	1:13.12 [2] (0:12.50)	1:00.62 [2] (0:12.37)	0:48.25 [2] (0:12.00)	0:36.25 [2] (0:12.06)	0:24.19 [2] (0:11.99)	0:12.20 [4] (0:12.20)
Average Speed [km/h]	52.7	59.8	59.0	58.7	57.7	57.8	60.2	59.9	60.2	59.2
Top Speed [km/h]	60.7	60.7	59.4	59.1	59.1	58.8	61.5	60.6	61.3	59.8
Avg. Dist. to Rail [m]	7.2	3.7	3.3	2.3	1.4	1.2	0.9	0.9	5.0	8.5
Avg. Stride Freq. [Hz]	2.1	2.2	2.2	2.2	2.1	2.1	2.1	2.2	2.2	2.1
Avg. Stride Length [m]	7.0	7.5	7.5	7.6	7.6	7.7	7.9	7.7	7.7	7.7



- [] Ranking at each section and finish
- .-.- No data available at this section
- NA No data available



Horse/Jockey Name	Wapiti
Final Rank	5
Fastest Section Time (Section)	0:11.83 (400m)
Top Speed [km/h] (Section)	62.3 (Overall)
Race State	Finished



Aquis Park Gold Coast QLD Professional

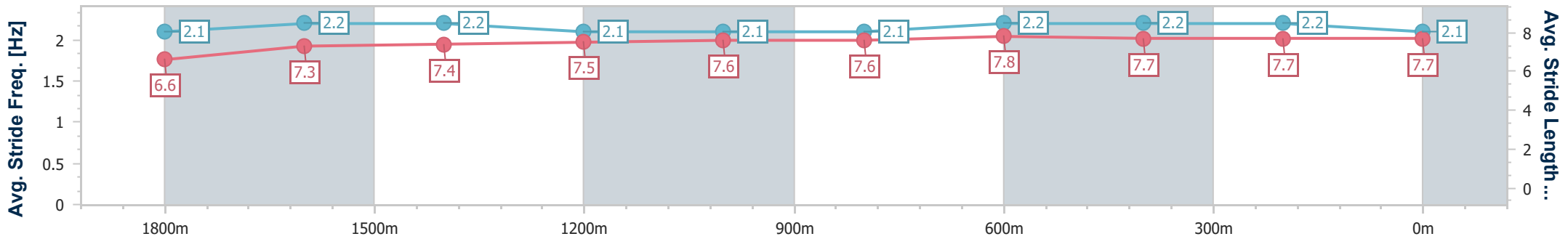
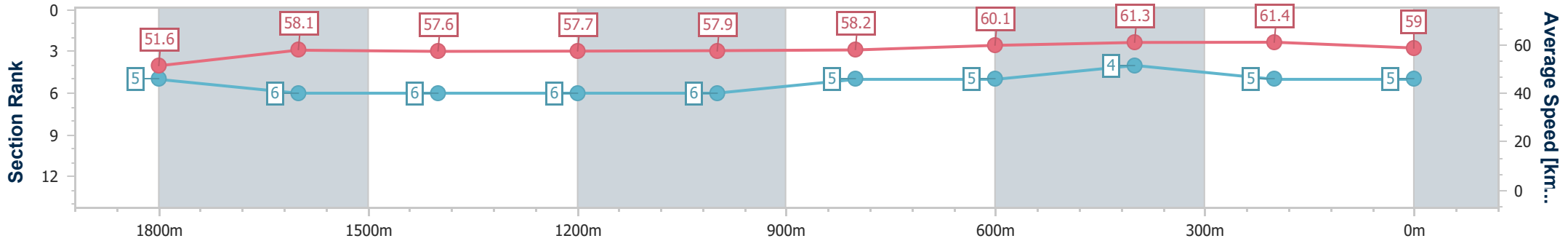
Race 5: GOLD COAST MAYOR'S VASE - 2050m



24 January 2025 - 20:30

Track Rating: Soft 6, Weather: Overcast, Rail Position: +3m 900m-W/Post; True Remainder

Section	Overall	1800m	1600m	1400m	1200m	1000m	800m	600m	400m	200m			
Section Times	2:07.60 [5] (0:17.51)	1:50.09 [5] (0:12.42)	1:37.67 [6] (0:12.60)	1:25.07 [6] (0:12.53)	1:12.54 [6] (0:12.42)	1:00.12 [6] (0:12.25)	0:47.87 [5] (0:11.97)	0:35.90 [5] (0:11.87)	0:24.03 [4] (0:11.83)	0:12.20 [5] (0:12.20)			
Average Speed [km/h]	51.6	58.1	57.6	57.7	57.9	58.2	60.1	61.3	61.4	59.0			
Top Speed [km/h]	62.3	59.1	58.3	58.3	58.9	58.9	61.6	62.1	62.1	60.2			
Avg. Dist. to Rail [m]	3.8	0.8	1.4	0.7	0.5	1.8	0.3	2.2	6.6	9.7			
Avg. Stride Freq. [Hz]	2.1	2.2	2.2	2.1	2.1	2.1	2.2	2.2	2.2	2.1			
Avg. Stride Length [m]	6.6	7.3	7.4	7.5	7.6	7.6	7.8	7.7	7.7	7.7			



- [] Ranking at each section and finish
- .-.- No data available at this section
- NA No data available



Horse/Jockey Name	Linthorpe Lad
Final Rank	6
Fastest Section Time (Section)	0:11.66 (600m)
Top Speed [km/h] (Section)	62.4 (600m)
Race State	Finished



Aquis Park Gold Coast QLD Professional

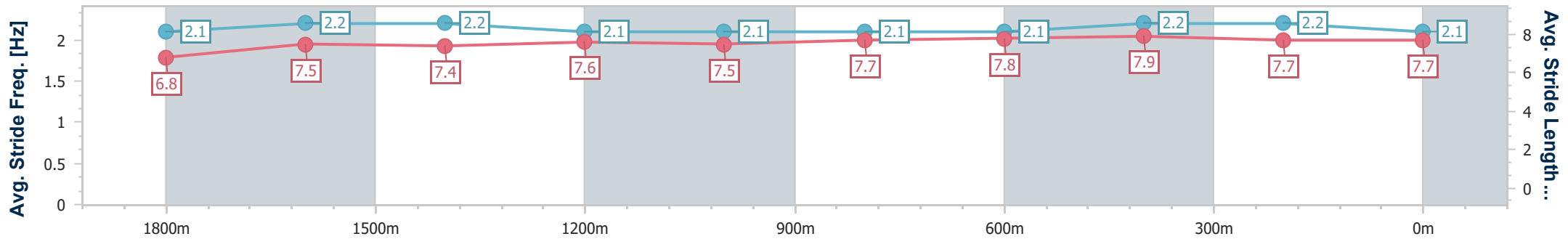
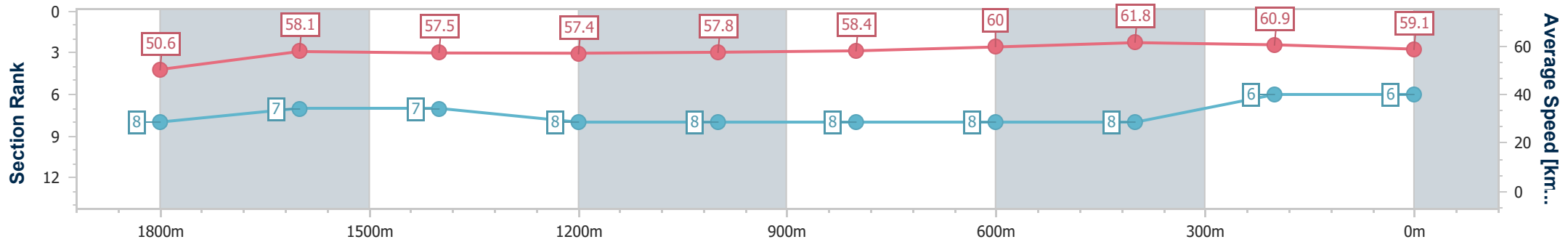
Race 5: GOLD COAST MAYOR'S VASE - 2050m



24 January 2025 - 20:30

Track Rating: Soft 6, Weather: Overcast, Rail Position: +3m 900m-W/Post; True Remainder

Section	Overall	1800m	1600m	1400m	1200m	1000m	800m	600m	400m	200m
Section Times	2:07.71 [6] (0:17.83)	1:49.88 [8] (0:12.36)	1:37.52 [7] (0:12.56)	1:24.96 [7] (0:12.55)	1:12.41 [8] (0:12.47)	0:59.94 [8] (0:12.23)	0:47.71 [8] (0:12.01)	0:35.70 [8] (0:11.66)	0:24.04 [8] (0:11.87)	0:12.17 [6] (0:12.17)
Average Speed [km/h]	50.6	58.1	57.5	57.4	57.8	58.4	60.0	61.8	60.9	59.1
Top Speed [km/h]	60.5	58.9	58.7	58.6	59.1	60.4	61.6	62.4	61.3	59.8
Avg. Dist. to Rail [m]	6.4	0.5	0.7	0.7	0.8	1.4	0.6	0.3	2.5	5.3
Avg. Stride Freq. [Hz]	2.1	2.2	2.2	2.1	2.1	2.1	2.1	2.2	2.2	2.1
Avg. Stride Length [m]	6.8	7.5	7.4	7.6	7.5	7.7	7.8	7.9	7.7	7.7



- [] Ranking at each section and finish
- .-.- No data available at this section
- NA No data available



Horse/Jockey Name	Brookhaven
Final Rank	7
Fastest Section Time (Section)	0:11.82 (800m)
Top Speed [km/h] (Section)	62.9 (800m)
Race State	Finished



Aquis Park Gold Coast QLD Professional

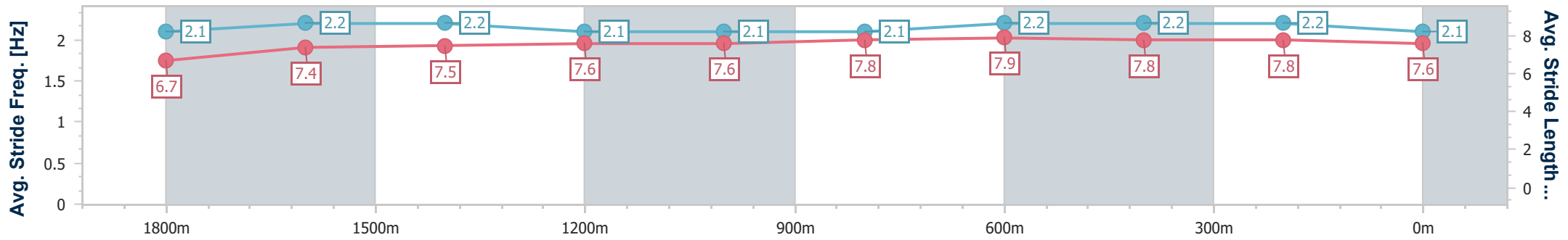
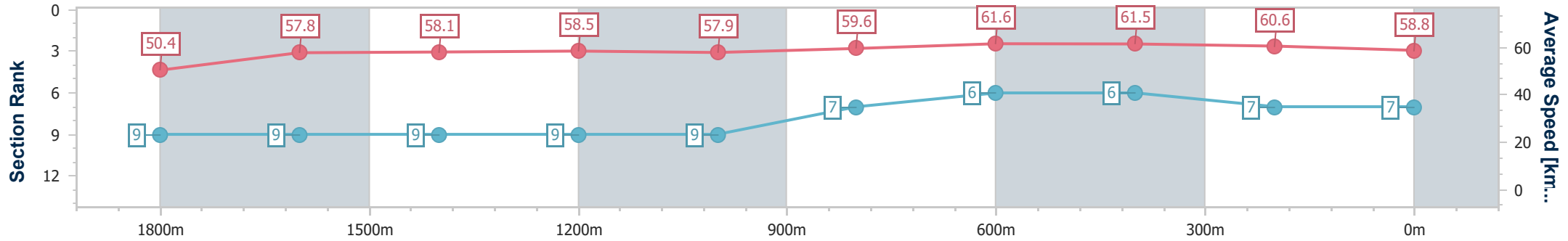
Race 5: GOLD COAST MAYOR'S VASE - 2050m



24 January 2025 - 20:30

Track Rating: Soft 6, Weather: Overcast, Rail Position: +3m 900m-W/Post; True Remainder

Section	Overall	1800m	1600m	1400m	1200m	1000m	800m	600m	400m	200m
Section Times	2:07.83 [7] (0:18.00)	1:49.83 [9] (0:12.55)	1:37.28 [9] (0:12.52)	1:24.76 [9] (0:12.31)	1:12.45 [9] (0:12.45)	1:00.00 [9] (0:12.13)	0:47.87 [7] (0:11.82)	0:36.05 [6] (0:11.86)	0:24.19 [6] (0:11.96)	0:12.23 [7] (0:12.23)
Average Speed [km/h]	50.4	57.8	58.1	58.5	57.9	59.6	61.6	61.5	60.6	58.8
Top Speed [km/h]	60.3	59.1	58.8	59.5	59.2	61.4	62.9	62.2	61.2	60.0
Avg. Dist. to Rail [m]	8.3	1.7	2.2	2.0	1.8	1.5	2.8	2.4	6.9	10.7
Avg. Stride Freq. [Hz]	2.1	2.2	2.2	2.1	2.1	2.1	2.2	2.2	2.2	2.1
Avg. Stride Length [m]	6.7	7.4	7.5	7.6	7.6	7.8	7.9	7.8	7.8	7.6



- [] Ranking at each section and finish
- .-.- No data available at this section
- NA No data available



Horse/Jockey Name	Red Wave
Final Rank	8
Fastest Section Time (Section)	0:11.71 (600m)
Top Speed [km/h] (Section)	62.9 (600m)
Race State	Finished



Aquis Park Gold Coast QLD Professional

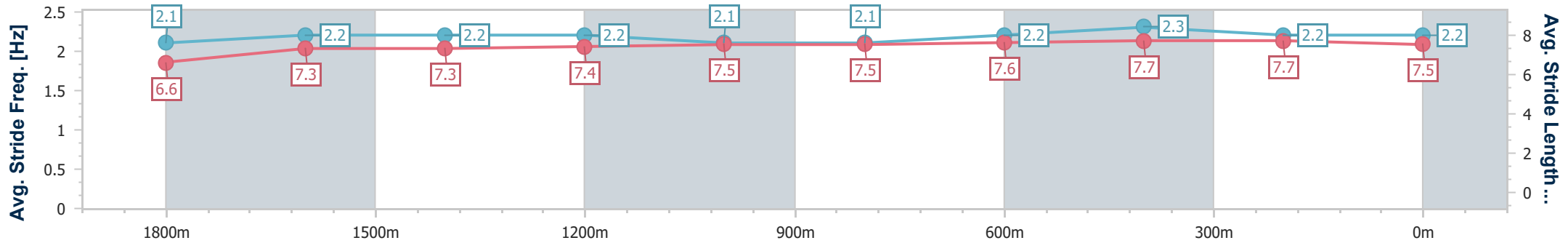
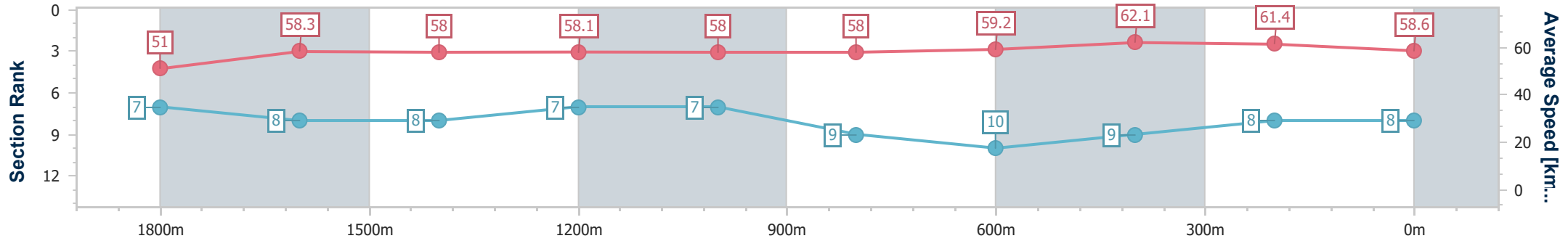
Race 5: GOLD COAST MAYOR'S VASE - 2050m



24 January 2025 - 20:30

Track Rating: Soft 6, Weather: Overcast, Rail Position: +3m 900m-W/Post; True Remainder

Section	Overall	1800m	1600m	1400m	1200m	1000m	800m	600m	400m	200m
Section Times	2:08.09 [8] (0:17.82)	1:50.27 [7] (0:12.43)	1:37.84 [8] (0:12.55)	1:25.29 [8] (0:12.40)	1:12.89 [7] (0:12.44)	1:00.45 [7] (0:12.38)	0:48.07 [9] (0:12.27)	0:35.80 [10] (0:11.71)	0:24.09 [9] (0:11.80)	0:12.29 [8] (0:12.29)
Average Speed [km/h]	51.0	58.3	58.0	58.1	58.0	58.0	59.2	62.1	61.4	58.6
Top Speed [km/h]	59.2	58.9	59.0	59.3	59.2	59.7	61.3	62.9	62.2	60.5
Avg. Dist. to Rail [m]	7.1	1.7	2.0	1.5	1.6	1.1	2.1	1.8	7.4	9.7
Avg. Stride Freq. [Hz]	2.1	2.2	2.2	2.2	2.1	2.1	2.2	2.3	2.2	2.2
Avg. Stride Length [m]	6.6	7.3	7.3	7.4	7.5	7.5	7.6	7.7	7.7	7.5



- [] Ranking at each section and finish
- .-.- No data available at this section
- NA No data available



Horse/Jockey Name	Stuck With You
Final Rank	9
Fastest Section Time (Section)	0:12.04 (800m)
Top Speed [km/h] (Section)	63.3 (Overall)
Race State	Finished



Aquis Park Gold Coast QLD Professional

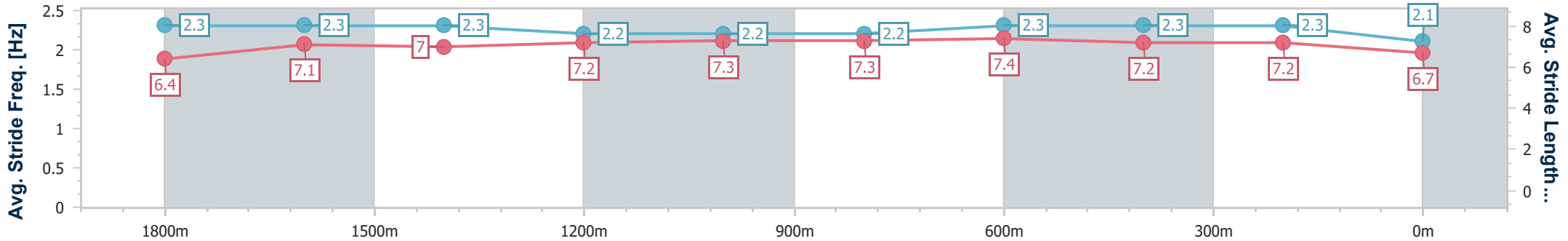
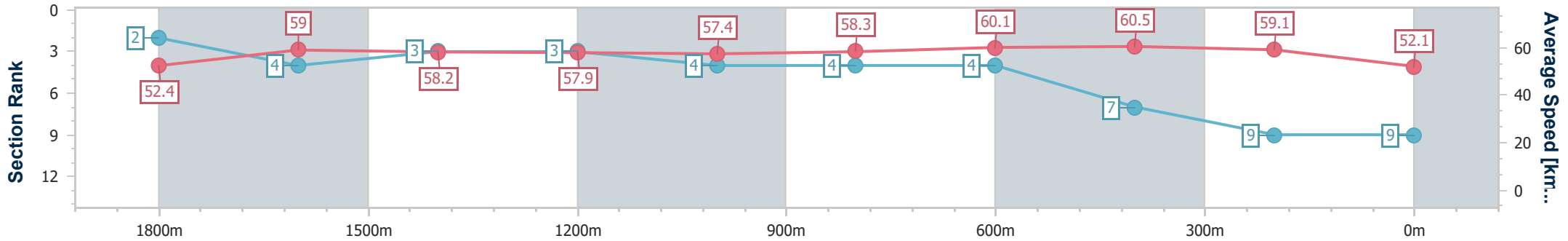
Race 5: GOLD COAST MAYOR'S VASE - 2050m



24 January 2025 - 20:30

Track Rating: Soft 6, Weather: Overcast, Rail Position: +3m 900m-W/Post; True Remainder

Section	Overall	1800m	1600m	1400m	1200m	1000m	800m	600m	400m	200m
Section Times	2:09.71 [9] (0:17.33)	1:52.38 [2] (0:12.32)	1:40.06 [4] (0:12.51)	1:27.55 [3] (0:12.48)	1:15.07 [3] (0:12.54)	1:02.53 [4] (0:12.39)	0:50.14 [4] (0:12.04)	0:38.10 [4] (0:12.04)	0:26.06 [7] (0:12.27)	0:13.79 [9] (0:13.79)
Average Speed [km/h]	52.4	59.0	58.2	57.9	57.4	58.3	60.1	60.5	59.1	52.1
Top Speed [km/h]	63.3	59.8	59.2	58.9	58.2	59.6	61.4	61.8	60.6	56.4
Avg. Dist. to Rail [m]	4.5	2.2	2.1	1.7	1.5	1.2	1.9	2.2	4.6	6.8
Avg. Stride Freq. [Hz]	2.3	2.3	2.3	2.2	2.2	2.2	2.3	2.3	2.3	2.1
Avg. Stride Length [m]	6.4	7.1	7.0	7.2	7.3	7.3	7.4	7.2	7.2	6.7



- [] Ranking at each section and finish
- .-.- No data available at this section
- NA No data available



Horse/Jockey Name	Stpeterscathedral
Final Rank	10
Fastest Section Time (Section)	0:12.26 (1800m)
Top Speed [km/h] (Section)	61.7 (Overall)
Race State	Finished



Aquis Park Gold Coast QLD Professional

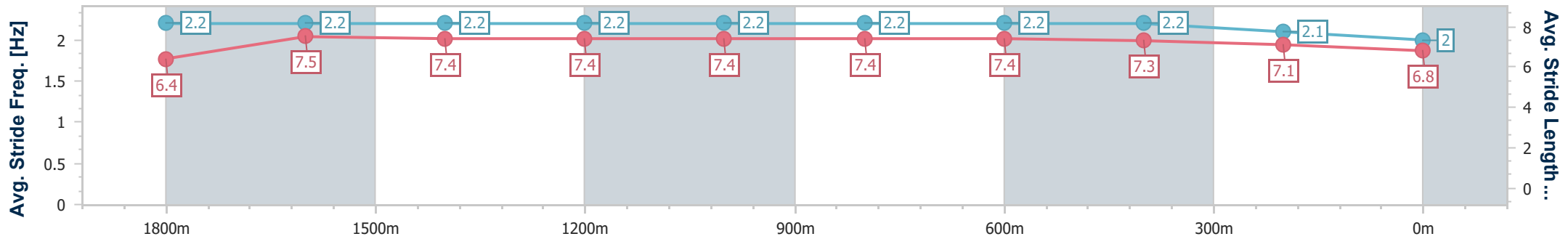
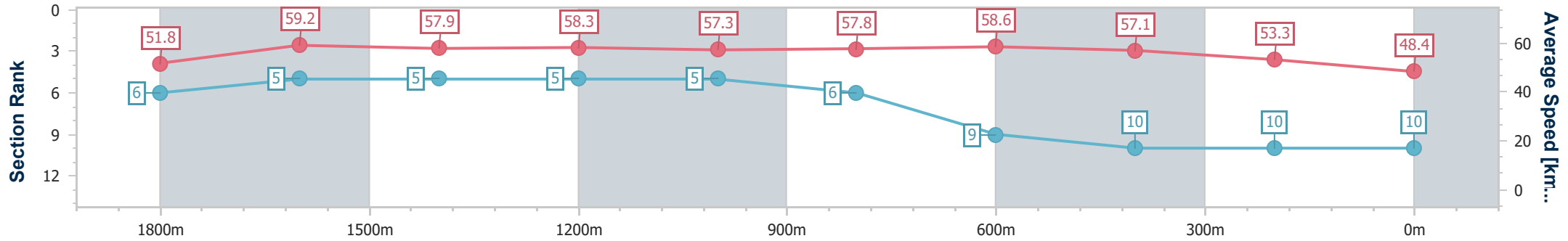
Race 5: GOLD COAST MAYOR'S VASE - 2050m



24 January 2025 - 20:30

Track Rating: Soft 6, Weather: Overcast, Rail Position: +3m 900m-W/Post; True Remainder

Section	Overall	1800m	1600m	1400m	1200m	1000m	800m	600m	400m	200m
Section Times	2:13.31 [10] (0:17.60)	1:55.71 [6] (0:12.26)	1:43.45 [5] (0:12.56)	1:30.89 [5] (0:12.43)	1:18.46 [5] (0:12.52)	1:05.94 [5] (0:12.49)	0:53.45 [6] (0:12.35)	0:41.10 [9] (0:12.70)	0:28.40 [10] (0:13.54)	0:14.86 [10] (0:14.86)
Average Speed [km/h]	51.8	59.2	57.9	58.3	57.3	57.8	58.6	57.1	53.3	48.4
Top Speed [km/h]	61.7	59.6	59.2	58.7	58.6	58.6	59.4	58.1	55.2	51.3
Avg. Dist. to Rail [m]	5.4	2.1	2.4	2.1	2.1	1.0	1.6	1.2	2.4	2.3
Avg. Stride Freq. [Hz]	2.2	2.2	2.2	2.2	2.2	2.2	2.2	2.2	2.1	2.0
Avg. Stride Length [m]	6.4	7.5	7.4	7.4	7.4	7.4	7.4	7.3	7.1	6.8



- [] Ranking at each section and finish
- .-.- No data available at this section
- NA No data available