



Sunshine Coast QLD Professional

Race 6: THE iX1. COASTLINE BMW BENCHMARK 80 Handicap - 1000m

25 January 2025 - 15:09



Track Rating: Good 4, Weather: Overcast, Rail Position: True

Section		Overall									Last 600m		
Field Times		0:58.56 (0:13.49)									0:34.39		
		800m			600m		400m		200m				
		0:45.07 (0:10.68)			0:34.39 (0:11.19)		0:23.20 (0:11.34)		0:11.86 (0:11.86)				
Rank	TAB	Horse/Jockey	Barrier	Top Speed [km/h]	Fastest Section	Margin						Distance Travelled [m]	
1	13	WILD BOTANICA Kyle Wilson-Taylor	9	67.6 800m	0:10.84 800m	0:58.56 [1] (0:13.49)	0:45.07 [1] (0:10.84)	0:34.23 [4] (0:11.24)	0:22.99 [3] (0:11.13)	0:11.86 [1] (0:11.86)	0:58.56	0:34.23	
2	14	TERMAGANT Nikita Beriman	12	67.4 600m	0:11.02 800m	0:58.66 [2] (0:13.74)	0:44.92 [8] (0:11.02)	0:33.90 [9] (0:11.04)	0:22.86 [9] (0:11.31)	0:11.55 [11] (0:11.55)	0.5L	0:33.90	+0
3	5	RELIABLE RUBY Ryan Curatolo	16	68.4 600m	0:10.96 600m	0:58.70 [3] (0:14.05)	0:44.65 [11] (0:11.03)	0:33.62 [11] (0:10.96)	0:22.66 [11] (0:10.98)	0:11.68 [9] (0:11.68)	0.7L	0:33.62	+1
3	11	SECRET REVOLUTION Justin Huxtable	15	68.6 800m	0:10.82 400m	0:58.70 [3] (0:13.75)	0:44.95 [9] (0:10.97)	0:33.98 [8] (0:11.22)	0:22.76 [10] (0:10.82)	0:11.94 [2] (0:11.94)	0.7L	0:33.98	+6
5	1	KINGSTON'S HERE Jasper Franklin	2	67.2 800m	0:10.97 800m	0:58.76 [5] (0:13.80)	0:44.96 [10] (0:10.97)	0:33.99 [10] (0:11.00)	0:22.99 [8] (0:11.08)	0:11.91 [6] (0:11.91)	0.9L	0:33.99	-4
6	15	ANOTHER COGNAC Angela Jones	7	67.5 800m	0:11.06 800m	0:58.79 [6] (0:13.60)	0:45.19 [5] (0:11.06)	0:34.13 [7] (0:11.11)	0:23.02 [7] (0:11.12)	0:11.90 [7] (0:11.90)	1.1L	0:34.13	+1
7	10	STANISLAUS Taylor Marshall	1	68.1 800m	0:10.91 800m	0:58.90 [7] (0:13.63)	0:45.27 [6] (0:10.91)	0:34.36 [6] (0:11.05)	0:23.31 [4] (0:11.22)	0:12.09 [3] (0:12.09)	1.6L	0:34.36	-4
8	6	HEARTONI Cody Collis	5	69.7 800m	0:10.66 800m	0:59.12 [8] (0:13.51)	0:45.61 [3] (0:10.66)	0:34.95 [1] (0:11.30)	0:23.65 [2] (0:11.36)	0:12.29 [4] (0:12.29)	2.9L	0:34.95	-2
9	16	ZINGALONG Minonette Kennedy	11	68.5 800m	0:10.80 800m	0:59.22 [9] (0:13.51)	0:45.71 [2] (0:10.80)	0:34.91 [3] (0:11.29)	0:23.62 [5] (0:11.34)	0:12.28 [8] (0:12.28)	3.4L	0:34.91	+3
10	7	FLAMING CONQUEST Georgina Cartwright	4	67.9 800m	0:10.72 800m	0:59.43 [10] (0:13.54)	0:45.89 [4] (0:10.72)	0:35.17 [2] (0:11.10)	0:24.07 [1] (0:11.48)	0:12.59 [5] (0:12.59)	4.4L	0:35.17	-7

Scratched: Kote (#4), Amigo (#9), Zouperb (#8), Mr Galazi (#12), Saltaire (#3)

[] Ranking at each section and finish
 -:-:- No data available at this section
 NA No data available

SCN Saddle cloth number
 DNF Did not finish
 DNT Did not track



Sunshine Coast QLD Professional

Race 6: THE iX1. COASTLINE BMW BENCHMARK 80 Handicap - 1000m

25 January 2025 - 15:09



Track Rating: Good 4, Weather: Overcast, Rail Position: True

Section		Overall	800m	600m	400m	200m	Last 600m					
Field Times		0:58.56 (0:13.49)	0:45.07 (0:10.68)	0:34.39 (0:11.19)	0:23.20 (0:11.34)	0:11.86 (0:11.86)	0:34.39					
Rank	TAB Horse/Jockey	Barrier	Top Speed [km/h]	Fastest Section	Margin			Distance Travelled [m]				
11	2 IMMORAL James Orman	6	69.1 800m	0:10.77 800m	0:59.52 [11] (0:13.73)	0:45.79 [7] (0:10.77)	0:35.02 [5] (0:11.19)	0:23.83 [6] (0:11.37)	0:12.46 [10] (0:12.46)	4.8L	0:35.02	-2

Scratched: Kote (#4), Amigo (#9), Zouperb (#8), Mr Galazi (#12), Saltaire (#3)

[] Ranking at each section and finish
 -:-:-:- No data available at this section
 NA No data available

SCN Saddle cloth number
 DNF Did not finish
 DNT Did not track



Horse/Jockey Name	Wild Botanica
Final Rank	1
Fastest Section Time (Section)	0:10.84 (800m)
Top Speed [km/h] (Section)	67.6 (800m)
Race State	Finished



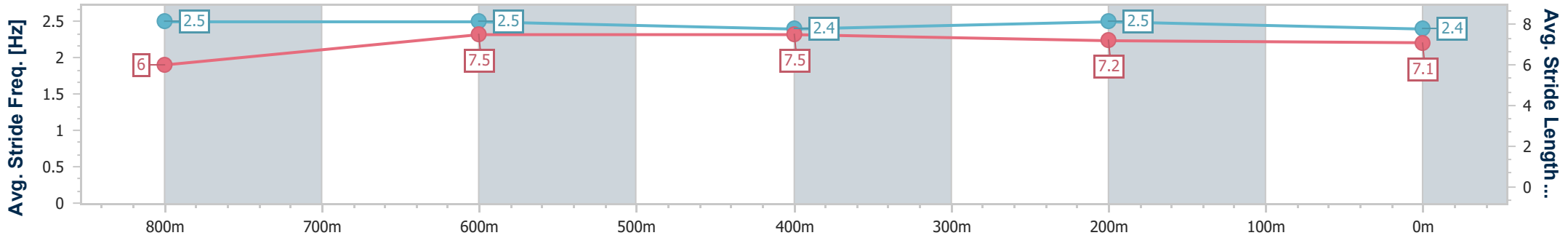
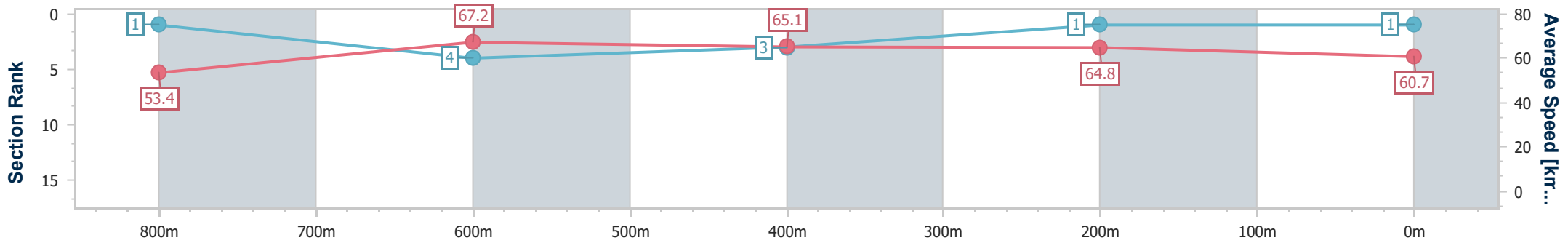
Sunshine Coast QLD Professional
 Race 6: THE iX1. COASTLINE BMW BENCHMARK 80 Handicap
 - 1000m



25 January 2025 - 15:09

Track Rating: Good 4, Weather: Overcast, Rail Position: True

Section	Overall	800m	600m	400m	200m
Section Times	0:58.56 [1] (0:13.49)	0:45.07 [1] (0:10.84)	0:34.23 [4] (0:11.24)	0:22.99 [3] (0:11.13)	0:11.86 [1] (0:11.86)
Average Speed [km/h]	53.4	67.2	65.1	64.8	60.7
Top Speed [km/h]	67.1	67.6	66.7	65.3	64.2
Avg. Dist. to Rail [m]	8.3	4.3	2.4	4.9	6.4
Avg. Stride Freq. [Hz]	2.5	2.5	2.4	2.5	2.4
Avg. Stride Length [m]	6.0	7.5	7.5	7.2	7.1



- [] Ranking at each section and finish
- .-.- No data available at this section
- NA No data available



Horse/Jockey Name	Termagant
Final Rank	2
Fastest Section Time (Section)	0:11.02 (800m)
Top Speed [km/h] (Section)	67.4 (600m)
Race State	Finished



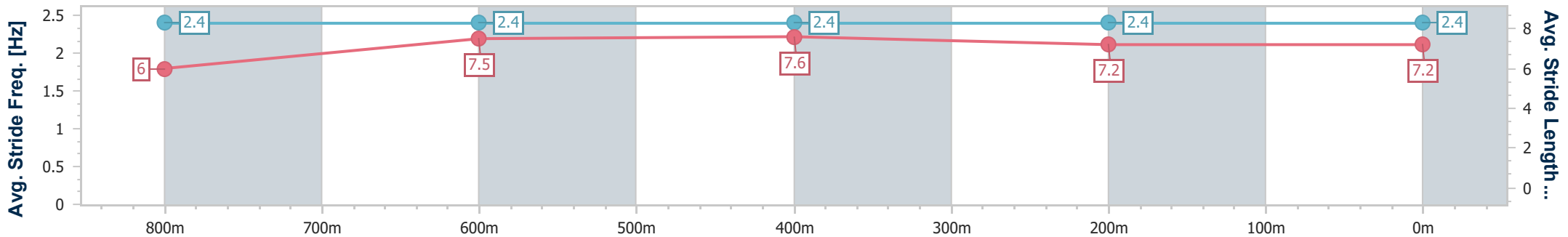
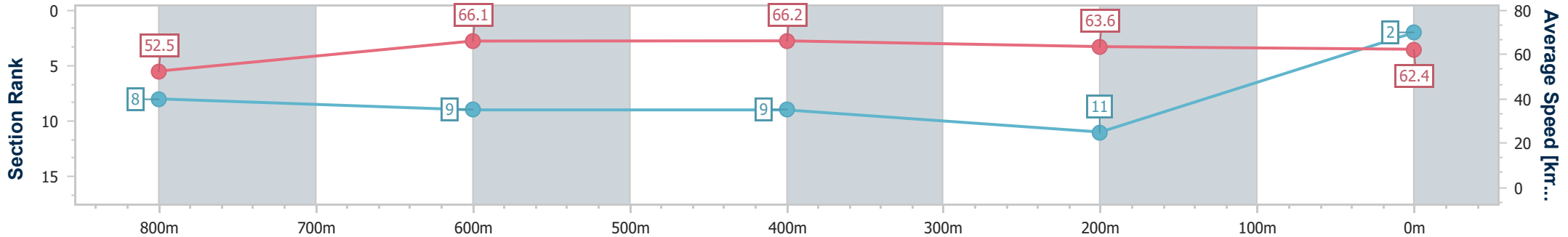
Sunshine Coast QLD Professional
 Race 6: THE iX1. COASTLINE BMW BENCHMARK 80 Handicap
 - 1000m



25 January 2025 - 15:09

Track Rating: Good 4, Weather: Overcast, Rail Position: True

Section	Overall	800m	600m	400m	200m
Section Times	0:58.66 [2] (0:13.74)	0:44.92 [8] (0:11.02)	0:33.90 [9] (0:11.04)	0:22.86 [9] (0:11.31)	0:11.55 [11] (0:11.55)
Average Speed [km/h]	52.5	66.1	66.2	63.6	62.4
Top Speed [km/h]	66.1	67.3	67.4	66.5	63.8
Avg. Dist. to Rail [m]	9.6	4.1	2.3	5.2	7.7
Avg. Stride Freq. [Hz]	2.4	2.4	2.4	2.4	2.4
Avg. Stride Length [m]	6.0	7.5	7.6	7.2	7.2



- [] Ranking at each section and finish
- .-.- No data available at this section
- NA No data available



Horse/Jockey Name	Secret Revolution
Final Rank	3
Fastest Section Time (Section)	0:10.82 (400m)
Top Speed [km/h] (Section)	68.6 (800m)
Race State	Finished



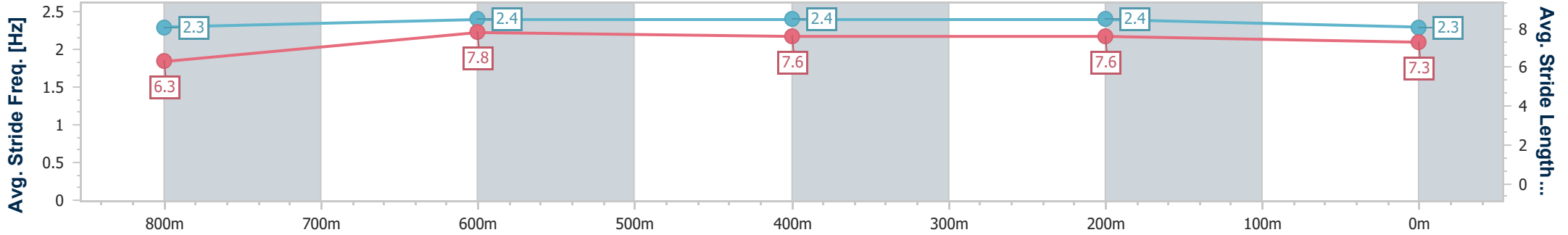
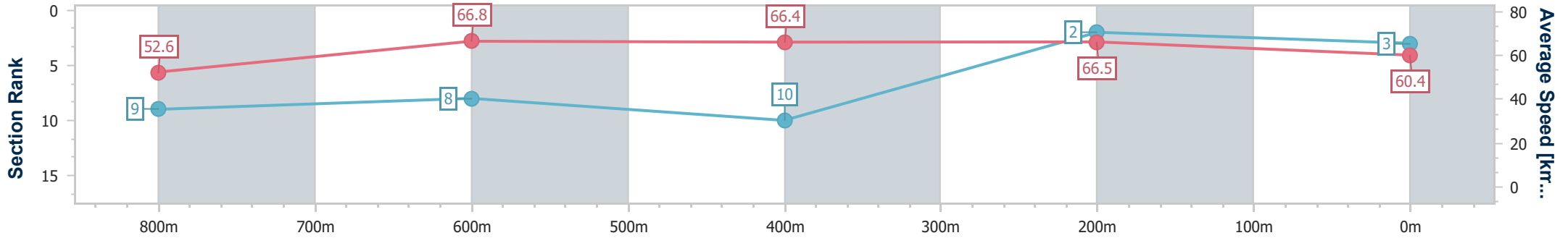
Sunshine Coast QLD Professional
 Race 6: THE iX1. COASTLINE BMW BENCHMARK 80 Handicap
 - 1000m



25 January 2025 - 15:09

Track Rating: Good 4, Weather: Overcast, Rail Position: True

Section	Overall	800m	600m	400m	200m
Section Times	0:58.70 [3] (0:13.75)	0:44.95 [9] (0:10.97)	0:33.98 [8] (0:11.22)	0:22.76 [10] (0:10.82)	0:11.94 [2] (0:11.94)
Average Speed [km/h]	52.6	66.8	66.4	66.5	60.4
Top Speed [km/h]	66.0	68.6	68.4	68.6	64.4
Avg. Dist. to Rail [m]	10.9	6.2	5.3	8.2	9.6
Avg. Stride Freq. [Hz]	2.3	2.4	2.4	2.4	2.3
Avg. Stride Length [m]	6.3	7.8	7.6	7.6	7.3



- [] Ranking at each section and finish
- .-.- No data available at this section
- NA No data available



Horse/Jockey Name	Reliable Ruby
Final Rank	3
Fastest Section Time (Section)	0:10.96 (600m)
Top Speed [km/h] (Section)	68.4 (600m)
Race State	Finished



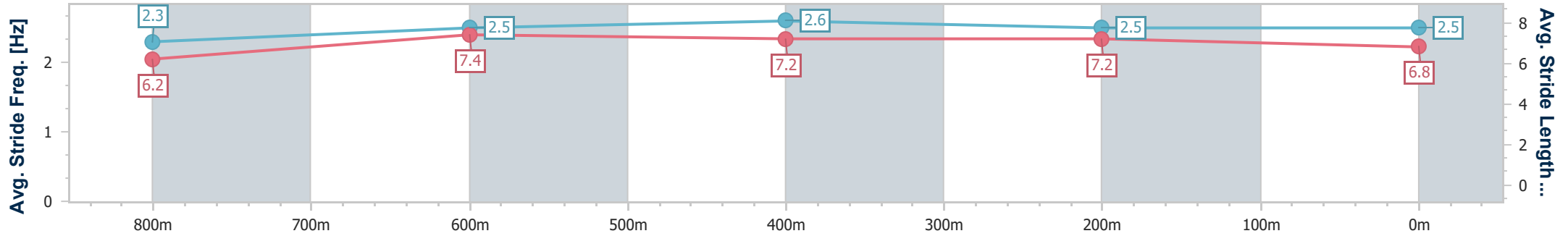
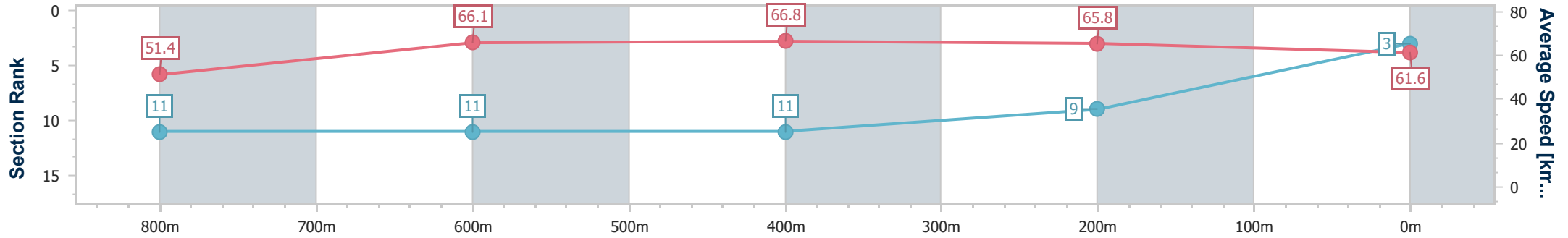
Sunshine Coast QLD Professional
 Race 6: THE iX1. COASTLINE BMW BENCHMARK 80 Handicap
 - 1000m



25 January 2025 - 15:09

Track Rating: Good 4, Weather: Overcast, Rail Position: True

Section	Overall	800m	600m	400m	200m
Section Times	0:58.70 [3] (0:14.05)	0:44.65 [11] (0:11.03)	0:33.62 [11] (0:10.96)	0:22.66 [11] (0:10.98)	0:11.68 [9] (0:11.68)
Average Speed [km/h]	51.4	66.1	66.8	65.8	61.6
Top Speed [km/h]	66.0	68.3	68.4	66.9	64.5
Avg. Dist. to Rail [m]	10.6	3.8	2.7	8.1	8.5
Avg. Stride Freq. [Hz]	2.3	2.5	2.6	2.5	2.5
Avg. Stride Length [m]	6.2	7.4	7.2	7.2	6.8



- [] Ranking at each section and finish
- .-.- No data available at this section
- NA No data available



Horse/Jockey Name	Kingston's Here
Final Rank	5
Fastest Section Time (Section)	0:10.97 (800m)
Top Speed [km/h] (Section)	67.2 (800m)
Race State	Finished



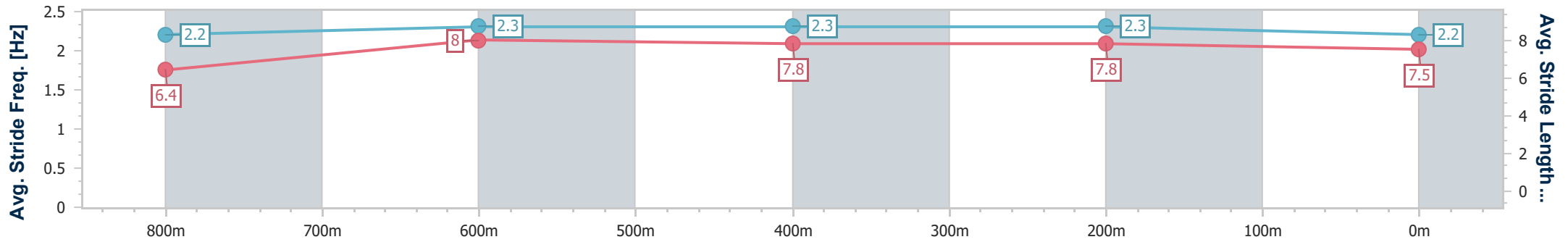
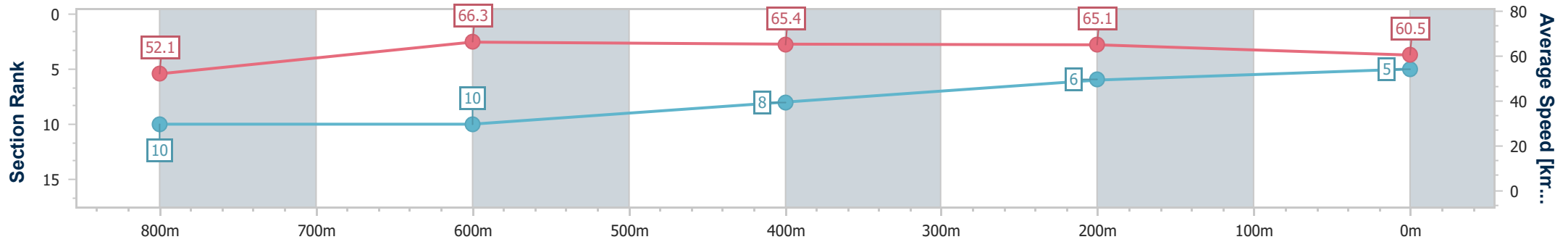
Sunshine Coast QLD Professional
Race 6: THE iX1. COASTLINE BMW BENCHMARK 80 Handicap - 1000m



25 January 2025 - 15:09

Track Rating: Good 4, Weather: Overcast, Rail Position: True

Section	Overall	800m	600m	400m	200m
Section Times	0:58.76 [5] (0:13.80)	0:44.96 [10] (0:10.97)	0:33.99 [10] (0:11.00)	0:22.99 [8] (0:11.08)	0:11.91 [6] (0:11.91)
Average Speed [km/h]	52.1	66.3	65.4	65.1	60.5
Top Speed [km/h]	65.8	67.2	67.2	66.4	63.6
Avg. Dist. to Rail [m]	4.7	2.3	0.4	0.5	1.5
Avg. Stride Freq. [Hz]	2.2	2.3	2.3	2.3	2.2
Avg. Stride Length [m]	6.4	8.0	7.8	7.8	7.5



- [] Ranking at each section and finish
- .-.- No data available at this section
- NA No data available



Horse/Jockey Name	Another Cognac
Final Rank	6
Fastest Section Time (Section)	0:11.06 (800m)
Top Speed [km/h] (Section)	67.5 (800m)
Race State	Finished



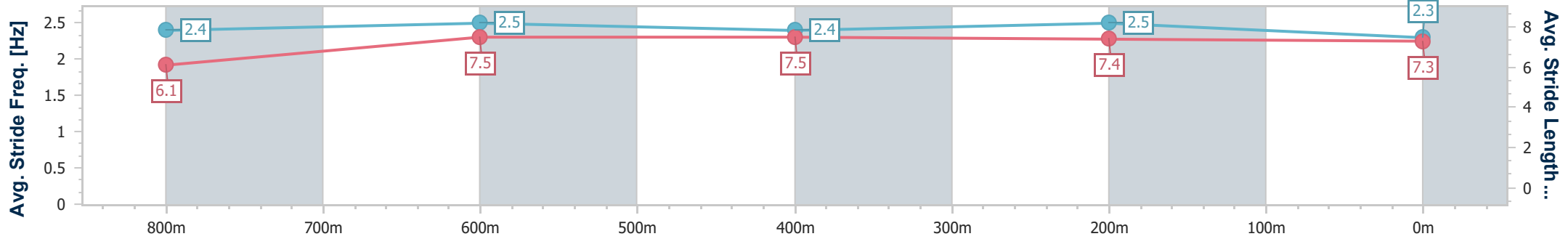
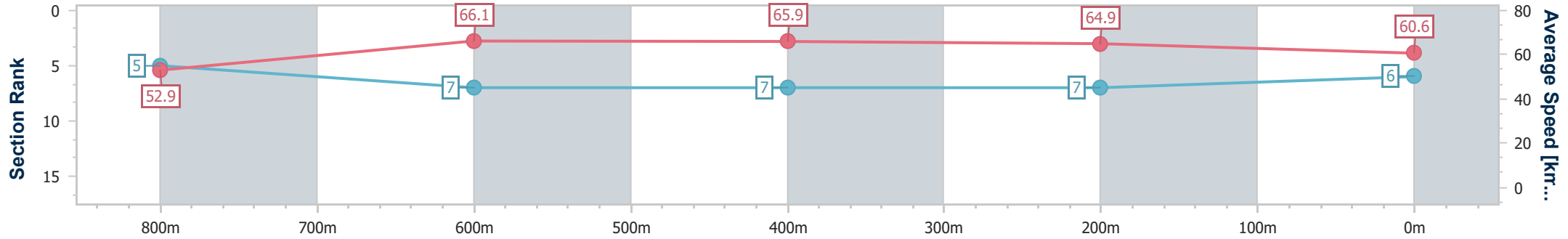
Sunshine Coast QLD Professional
 Race 6: THE iX1. COASTLINE BMW BENCHMARK 80 Handicap
 - 1000m



25 January 2025 - 15:09

Track Rating: Good 4, Weather: Overcast, Rail Position: True

Section	Overall	800m	600m	400m	200m
Section Times	0:58.79 [6] (0:13.60)	0:45.19 [5] (0:11.06)	0:34.13 [7] (0:11.11)	0:23.02 [7] (0:11.12)	0:11.90 [7] (0:11.90)
Average Speed [km/h]	52.9	66.1	65.9	64.9	60.6
Top Speed [km/h]	65.8	67.5	67.0	65.8	62.9
Avg. Dist. to Rail [m]	7.1	4.4	2.9	4.9	5.7
Avg. Stride Freq. [Hz]	2.4	2.5	2.4	2.5	2.3
Avg. Stride Length [m]	6.1	7.5	7.5	7.4	7.3



- [] Ranking at each section and finish
- .-.- No data available at this section
- NA No data available



Horse/Jockey Name	Stanislaus
Final Rank	7
Fastest Section Time (Section)	0:10.91 (800m)
Top Speed [km/h] (Section)	68.1 (800m)
Race State	Finished



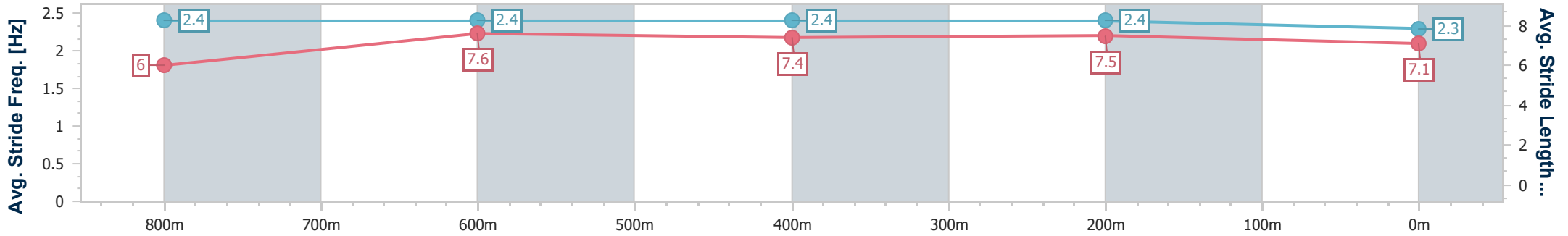
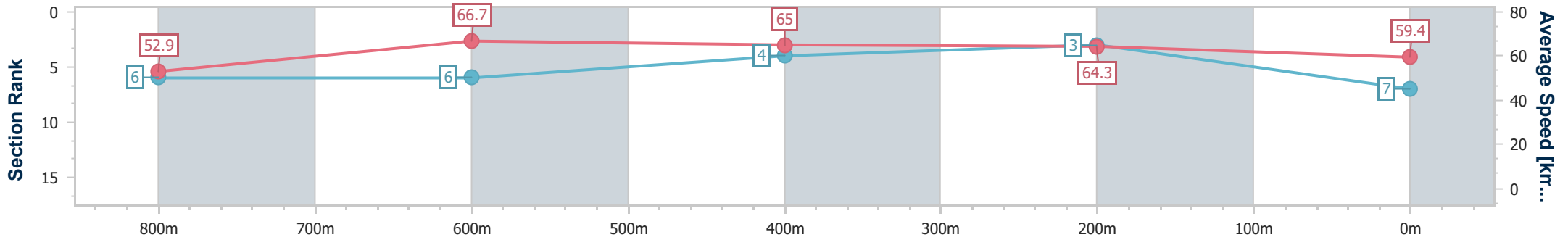
Sunshine Coast QLD Professional
Race 6: THE iX1. COASTLINE BMW BENCHMARK 80 Handicap - 1000m



25 January 2025 - 15:09

Track Rating: Good 4, Weather: Overcast, Rail Position: True

Section	Overall	800m	600m	400m	200m
Section Times	0:58.90 [7] (0:13.63)	0:45.27 [6] (0:10.91)	0:34.36 [6] (0:11.05)	0:23.31 [4] (0:11.22)	0:12.09 [3] (0:12.09)
Average Speed [km/h]	52.9	66.7	65.0	64.3	59.4
Top Speed [km/h]	66.5	68.1	66.6	65.2	62.7
Avg. Dist. to Rail [m]	2.9	2.8	0.6	0.7	2.4
Avg. Stride Freq. [Hz]	2.4	2.4	2.4	2.4	2.3
Avg. Stride Length [m]	6.0	7.6	7.4	7.5	7.1



- [] Ranking at each section and finish
- .-.- No data available at this section
- NA No data available



Horse/Jockey Name	Heartoni
Final Rank	8
Fastest Section Time (Section)	0:10.66 (800m)
Top Speed [km/h] (Section)	69.7 (800m)
Race State	Finished



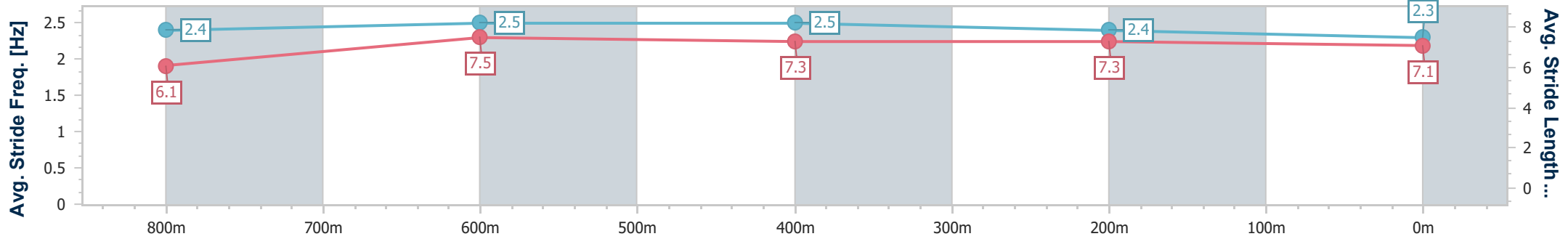
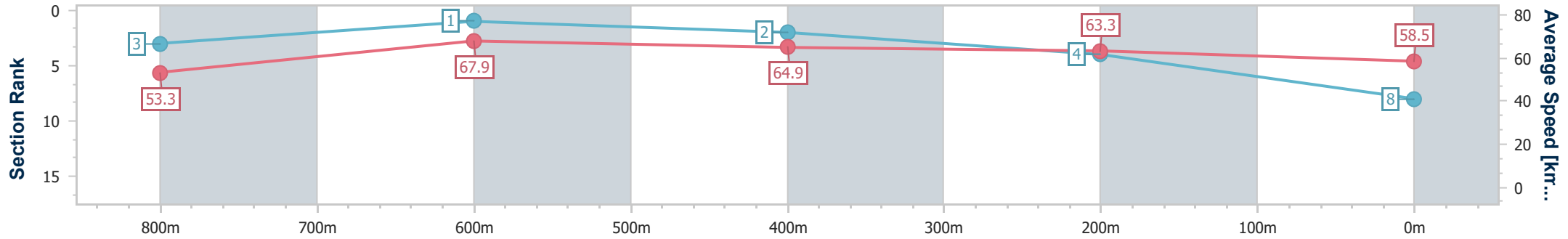
Sunshine Coast QLD Professional
Race 6: THE iX1. COASTLINE BMW BENCHMARK 80 Handicap - 1000m



25 January 2025 - 15:09

Track Rating: Good 4, Weather: Overcast, Rail Position: True

Section	Overall	800m	600m	400m	200m
Section Times	0:59.12 [8] (0:13.51)	0:45.61 [3] (0:10.66)	0:34.95 [1] (0:11.30)	0:23.65 [2] (0:11.36)	0:12.29 [4] (0:12.29)
Average Speed [km/h]	53.3	67.9	64.9	63.3	58.5
Top Speed [km/h]	66.4	69.7	67.3	66.0	62.3
Avg. Dist. to Rail [m]	5.6	2.8	2.4	4.9	6.0
Avg. Stride Freq. [Hz]	2.4	2.5	2.5	2.4	2.3
Avg. Stride Length [m]	6.1	7.5	7.3	7.3	7.1



- [] Ranking at each section and finish
- .-.- No data available at this section
- NA No data available



Horse/Jockey Name	Zingalong
Final Rank	9
Fastest Section Time (Section)	0:10.80 (800m)
Top Speed [km/h] (Section)	68.5 (800m)
Race State	Finished



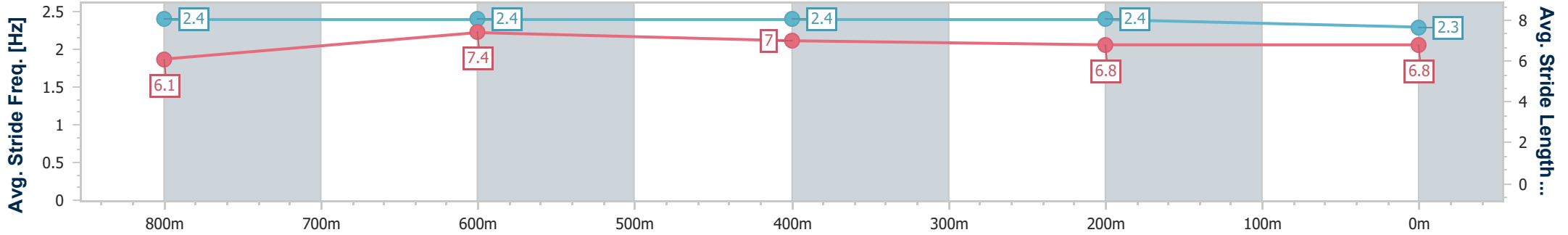
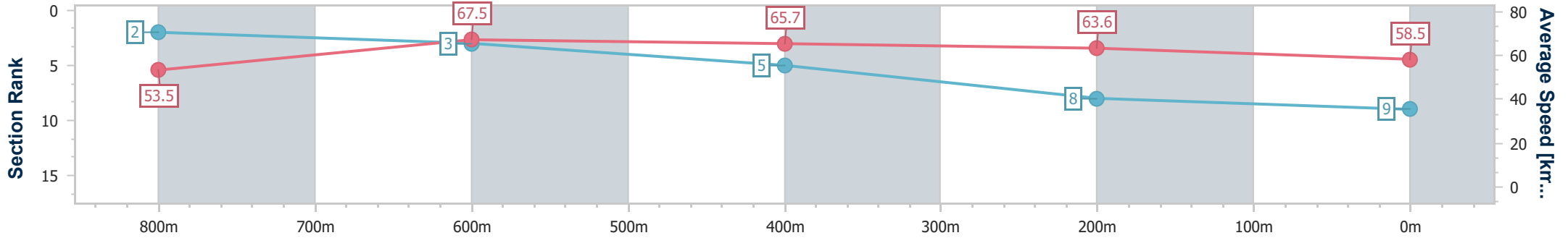
Sunshine Coast QLD Professional
 Race 6: THE iX1. COASTLINE BMW BENCHMARK 80 Handicap
 - 1000m



25 January 2025 - 15:09

Track Rating: Good 4, Weather: Overcast, Rail Position: True

Section	Overall	800m	600m	400m	200m
Section Times	0:59.22 [9] (0:13.51)	0:45.71 [2] (0:10.80)	0:34.91 [3] (0:11.29)	0:23.62 [5] (0:11.34)	0:12.28 [8] (0:12.28)
Average Speed [km/h]	53.5	67.5	65.7	63.6	58.5
Top Speed [km/h]	67.4	68.5	66.9	65.0	62.1
Avg. Dist. to Rail [m]	9.4	5.0	4.9	8.2	8.9
Avg. Stride Freq. [Hz]	2.4	2.4	2.4	2.4	2.3
Avg. Stride Length [m]	6.1	7.4	7.0	6.8	6.8



- [] Ranking at each section and finish
- .-.- No data available at this section
- NA No data available



Horse/Jockey Name	Flaming Conquest
Final Rank	10
Fastest Section Time (Section)	0:10.72 (800m)
Top Speed [km/h] (Section)	67.9 (800m)
Race State	Finished



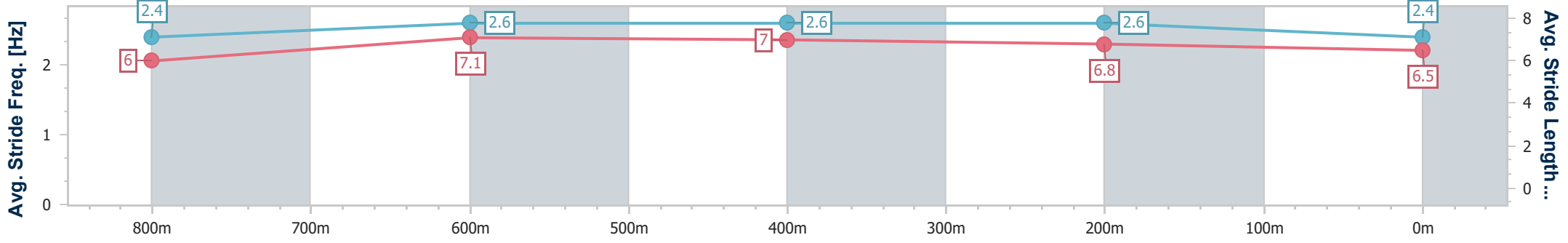
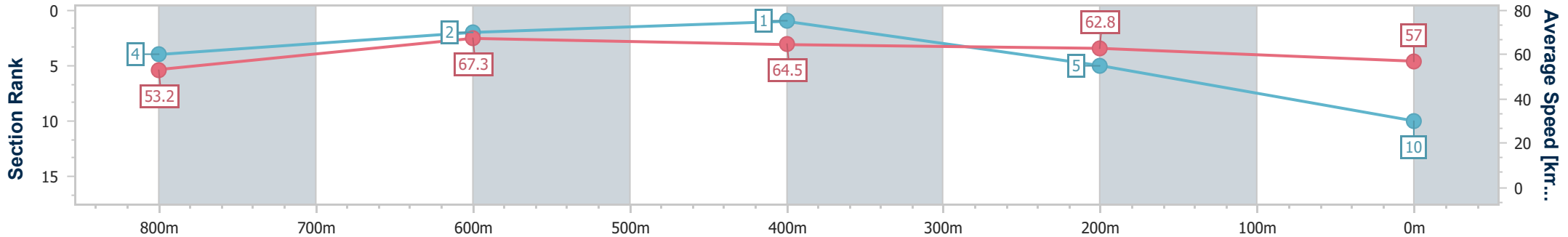
Sunshine Coast QLD Professional
 Race 6: THE iX1. COASTLINE BMW BENCHMARK 80 Handicap
 - 1000m



25 January 2025 - 15:09

Track Rating: Good 4, Weather: Overcast, Rail Position: True

Section	Overall	800m	600m	400m	200m
Section Times	0:59.43 [10] (0:13.54)	0:45.89 [4] (0:10.72)	0:35.17 [2] (0:11.10)	0:24.07 [1] (0:11.48)	0:12.59 [5] (0:12.59)
Average Speed [km/h]	53.2	67.3	64.5	62.8	57.0
Top Speed [km/h]	67.3	67.9	66.3	64.2	61.6
Avg. Dist. to Rail [m]	4.3	1.4	0.6	1.3	3.1
Avg. Stride Freq. [Hz]	2.4	2.6	2.6	2.6	2.4
Avg. Stride Length [m]	6.0	7.1	7.0	6.8	6.5



- [] Ranking at each section and finish
- .-.- No data available at this section
- NA No data available



Horse/Jockey Name	Immoral
Final Rank	11
Fastest Section Time (Section)	0:10.77 (800m)
Top Speed [km/h] (Section)	69.1 (800m)
Race State	Finished



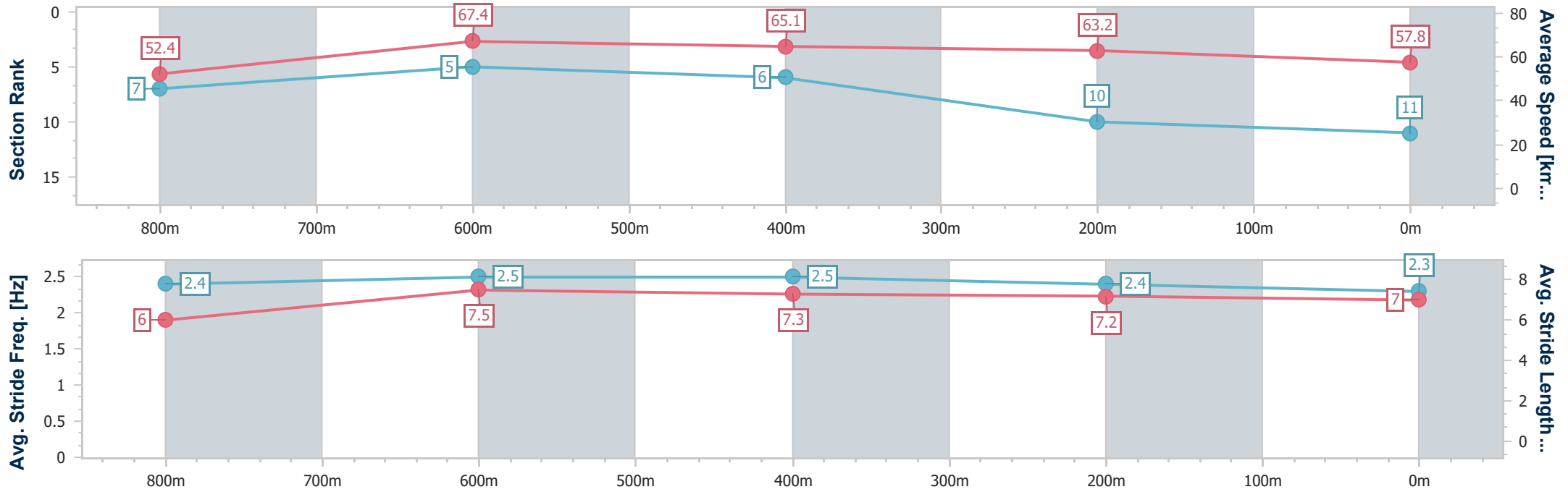
Sunshine Coast QLD Professional
Race 6: THE iX1. COASTLINE BMW BENCHMARK 80 Handicap - 1000m



25 January 2025 - 15:09

Track Rating: Good 4, Weather: Overcast, Rail Position: True

Section	Overall	800m	600m	400m	200m
Section Times	0:59.52 [11] (0:13.73)	0:45.79 [7] (0:10.77)	0:35.02 [5] (0:11.19)	0:23.83 [6] (0:11.37)	0:12.46 [10] (0:12.46)
Average Speed [km/h]	52.4	67.4	65.1	63.2	57.8
Top Speed [km/h]	66.2	69.1	66.8	65.1	61.9
Avg. Dist. to Rail [m]	5.7	3.1	1.7	2.8	4.4
Avg. Stride Freq. [Hz]	2.4	2.5	2.5	2.4	2.3
Avg. Stride Length [m]	6.0	7.5	7.3	7.2	7.0



- [] Ranking at each section and finish
- .-.- No data available at this section
- NA No data available