



Sunshine Coast QLD Professional

Race 7: THE 3. COASTLINE BMW BENCHMARK 70 Handicap - 1200m

25 January 2025 - 15:47



Track Rating: Good 4, Weather: Overcast, Rail Position: True

Section													Last 600m	
Field Times		Overall	1000m	800m	600m	400m	200m						0:35.08	
		1:11.33 (0:13.59)	0:57.74 (0:11.05)	0:46.69 (0:11.61)	0:35.08 (0:11.64)	0:23.44 (0:11.73)	0:11.71 (0:11.71)							
Rank	TAB	Horse/Jockey	Barrier	Top Speed [km/h]	Fastest Section							Margin	Distance Travelled [m]	
1	10	RIMBAUD Jag Guthmann-Chester	8	67.8 1000m	0:10.93 1000m	1:11.33 [1] (0:13.97)	0:57.36 [5] (0:10.93)	0:46.43 [3] (0:11.78)	0:34.65 [4] (0:11.78)	0:22.87 [4] (0:11.21)	0:11.66 [2] (0:11.66)	1:11.33	0:34.65	
2	11	WINSOME STAR Samantha Collett	15	67.9 400m	0:10.80 400m	1:11.40 [2] (0:14.96)	0:56.44 [13] (0:11.51)	0:44.93 [12] (0:11.37)	0:33.56 [12] (0:11.37)	0:22.19 [11] (0:10.80)	0:11.39 [6] (0:11.39)	0.3L	0:33.56	+0
3	12	STREAK OF WINNING Kyle Wilson-Taylor	12	67.2 1000m	0:10.97 1000m	1:11.42 [3] (0:13.73)	0:57.69 [2] (0:10.97)	0:46.72 [2] (0:11.72)	0:35.00 [2] (0:11.84)	0:23.16 [2] (0:11.36)	0:11.80 [1] (0:11.80)	0.4L	0:35.00	+2
4	14	GOSPEL GIRL Angela Jones	2	66.0 400m	0:11.12 400m	1:11.60 [4] (0:14.10)	0:57.50 [6] (0:11.14)	0:46.36 [6] (0:11.64)	0:34.72 [6] (0:11.86)	0:22.86 [6] (0:11.12)	0:11.74 [5] (0:11.74)	1.4L	0:34.72	-1
5	9	NORTH OF ELI Vlad Duric	9	66.6 400m	0:10.98 400m	1:11.85 [5] (0:14.35)	0:57.50 [8] (0:11.55)	0:45.95 [8] (0:11.52)	0:34.43 [9] (0:11.69)	0:22.74 [10] (0:10.98)	0:11.76 [7] (0:11.76)	2.7L	0:34.43	+3
6	6	DEFERENTIAL Ryan Maloney	17	65.4 400m	0:11.25 400m	1:12.11 [6] (0:14.24)	0:57.87 [7] (0:11.27)	0:46.60 [7] (0:11.56)	0:35.04 [7] (0:11.78)	0:23.26 [7] (0:11.25)	0:12.01 [8] (0:12.01)	4.2L	0:35.04	+1
7	5	APRIL IN AUGUSTA Cejay Graham	3	66.0 1000m	0:11.15 1000m	1:12.13 [7] (0:13.76)	0:58.37 [3] (0:11.15)	0:47.22 [4] (0:11.68)	0:35.54 [3] (0:11.77)	0:23.77 [3] (0:11.42)	0:12.35 [4] (0:12.35)	4.3L	0:35.54	-1
8	13	TELLEZ Bailey Wheeler	10	66.1 800m	0:11.15 400m	1:12.19 [8] (0:14.77)	0:57.42 [11] (0:11.36)	0:46.06 [10] (0:11.40)	0:34.66 [10] (0:11.49)	0:23.17 [9] (0:11.15)	0:12.02 [10] (0:12.02)	4.6L	0:34.66	+4
9	16	LIKE SMOKE Nathan Thomas	11	64.9 400m	0:11.21 400m	1:12.23 [9] (0:14.53)	0:57.70 [10] (0:11.60)	0:46.10 [11] (0:11.47)	0:34.63 [11] (0:11.72)	0:22.91 [12] (0:11.21)	0:11.70 [12] (0:11.70)	4.8L	0:34.63	+1
10	17	OUR DRUMMER Nikita Beriman	1	66.4 1000m	0:11.14 1000m	1:12.58 [10] (0:13.96)	0:58.62 [4] (0:11.14)	0:47.48 [5] (0:11.73)	0:35.75 [5] (0:11.82)	0:23.93 [5] (0:11.47)	0:12.46 [9] (0:12.46)	6.8L	0:35.75	-2

Scratched: Boom Master (#4), No Name Frank (#8), Step On Fire (#18), Amigo (#1), American President (#3)

[] Ranking at each section and finish
 -:-:- No data available at this section
 NA No data available

SCN Saddle cloth number
 DNF Did not finish
 DNT Did not track



Sunshine Coast QLD Professional

Race 7: THE 3. COASTLINE BMW BENCHMARK 70 Handicap - 1200m

25 January 2025 - 15:47



Track Rating: Good 4, Weather: Overcast, Rail Position: True

Section		Overall	1000m	800m	600m	400m	200m	Last 600m					
Field Times		1:11.33 (0:13.59)	0:57.74 (0:11.05)	0:46.69 (0:11.61)	0:35.08 (0:11.64)	0:23.44 (0:11.73)	0:11.71 (0:11.71)	0:35.08					
Rank	TAB Horse/Jockey	Barrier	Top Speed [km/h]	Fastest Section	Margin							Distance Travelled [m]	
11	15 PIA MIA Emily Lang	4	67.2 1000m	0:11.05 1000m	1:12.73 [11] (0:13.59)	0:59.14 [1] (0:11.05)	0:48.09 [1] (0:11.61)	0:36.48 [1] (0:11.64)	0:24.84 [1] (0:11.86)	0:12.98 [3] (0:12.98)	7.6L	0:36.48	-6
12	2 GIVARA Jasper Franklin	6	66.4 400m	0:11.13 400m	1:12.77 [12] (0:14.94)	0:57.83 [12] (0:11.70)	0:46.13 [13] (0:11.65)	0:34.48 [13] (0:11.40)	0:23.08 [13] (0:11.13)	0:11.95 [13] (0:11.95)	7.8L	0:34.48	+1
13	7 OCEANS OF ENERGY Andrew Mallyon	7	64.2 400m	0:11.33 400m	1:12.79 [13] (0:14.40)	0:58.39 [9] (0:11.57)	0:46.82 [9] (0:11.39)	0:35.43 [8] (0:11.55)	0:23.88 [8] (0:11.33)	0:12.55 [11] (0:12.55)	7.9L	0:35.43	-3

Scratched: Boom Master (#4), No Name Frank (#8), Step On Fire (#18), Amigo (#1), American President (#3)

[] Ranking at each section and finish
 -:-:-:- No data available at this section
 NA No data available

SCN Saddle cloth number
 DNF Did not finish
 DNT Did not track



Horse/Jockey Name	Rimbaud
Final Rank	1
Fastest Section Time (Section)	0:10.93 (1000m)
Top Speed [km/h] (Section)	67.8 (1000m)
Race State	Finished



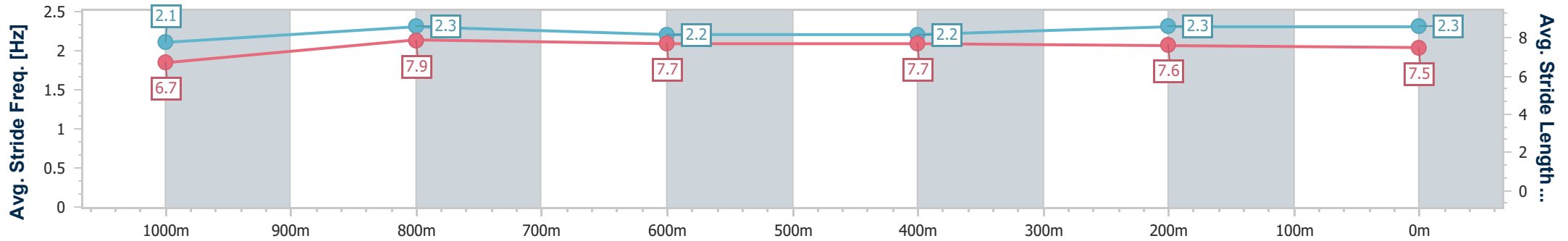
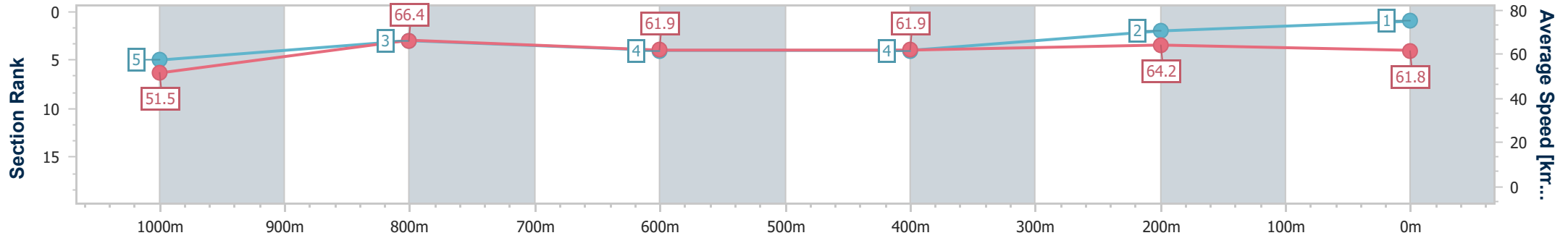
Sunshine Coast QLD Professional
Race 7: THE 3. COASTLINE BMW BENCHMARK 70 Handicap - 1200m



25 January 2025 - 15:47

Track Rating: Good 4, Weather: Overcast, Rail Position: True

Section	Overall	1000m	800m	600m	400m	200m
Section Times	1:11.33 [1] (0:13.97)	0:57.36 [5] (0:10.93)	0:46.43 [3] (0:11.78)	0:34.65 [4] (0:11.78)	0:22.87 [4] (0:11.21)	0:11.66 [2] (0:11.66)
Average Speed [km/h]	51.5	66.4	61.9	61.9	64.2	61.8
Top Speed [km/h]	65.5	67.8	64.4	64.1	65.2	63.3
Avg. Dist. to Rail [m]	7.1	3.0	2.4	1.7	5.5	7.9
Avg. Stride Freq. [Hz]	2.1	2.3	2.2	2.2	2.3	2.3
Avg. Stride Length [m]	6.7	7.9	7.7	7.7	7.6	7.5



- [] Ranking at each section and finish
- .-.- No data available at this section
- NA No data available



Horse/Jockey Name	Winsome Star
Final Rank	2
Fastest Section Time (Section)	0:10.80 (400m)
Top Speed [km/h] (Section)	67.9 (400m)
Race State	Finished



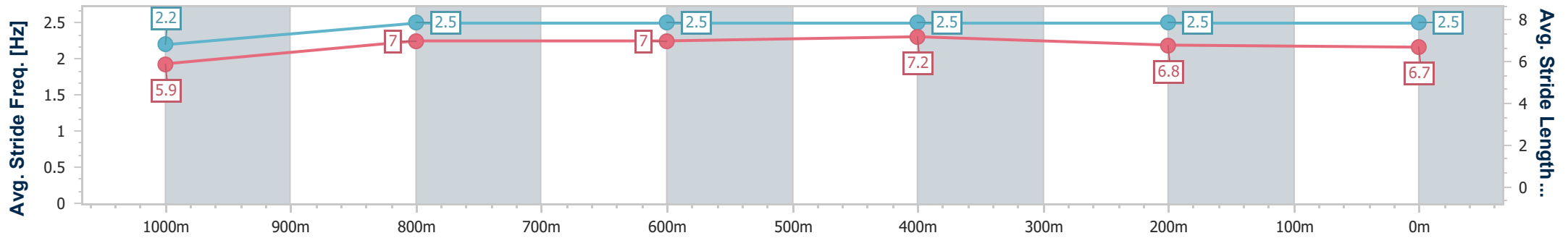
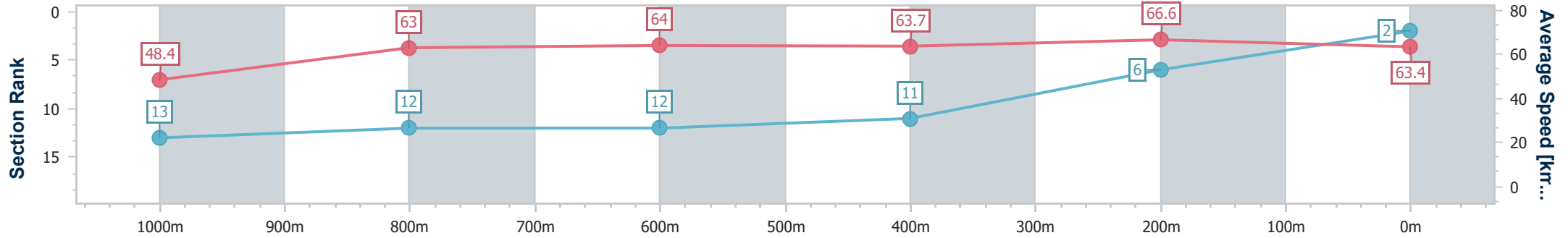
Sunshine Coast QLD Professional
Race 7: THE 3. COASTLINE BMW BENCHMARK 70 Handicap - 1200m



25 January 2025 - 15:47

Track Rating: Good 4, Weather: Overcast, Rail Position: True

Section	Overall	1000m	800m	600m	400m	200m
Section Times	1:11.40 [2] (0:14.96)	0:56.44 [13] (0:11.51)	0:44.93 [12] (0:11.37)	0:33.56 [12] (0:11.37)	0:22.19 [11] (0:10.80)	0:11.39 [6] (0:11.39)
Average Speed [km/h]	48.4	63.0	64.0	63.7	66.6	63.4
Top Speed [km/h]	61.0	64.8	65.8	65.1	67.9	65.6
Avg. Dist. to Rail [m]	10.3	3.8	2.1	0.6	4.3	3.9
Avg. Stride Freq. [Hz]	2.2	2.5	2.5	2.5	2.5	2.5
Avg. Stride Length [m]	5.9	7.0	7.0	7.2	6.8	6.7



- [] Ranking at each section and finish
- .-.- No data available at this section
- NA No data available



Horse/Jockey Name	Streak Of Winning
Final Rank	3
Fastest Section Time (Section)	0:10.97 (1000m)
Top Speed [km/h] (Section)	67.2 (1000m)
Race State	Finished



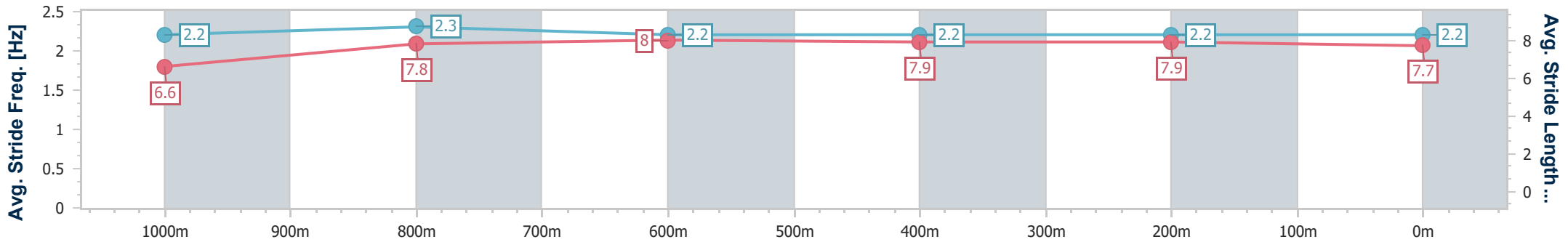
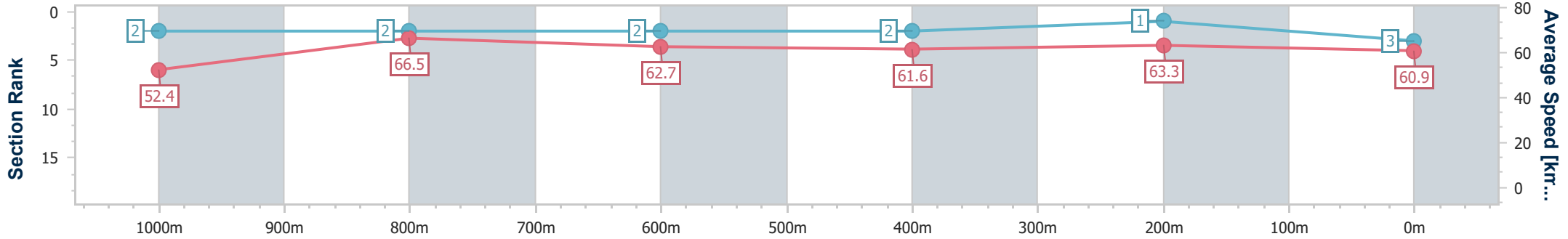
Sunshine Coast QLD Professional
Race 7: THE 3. COASTLINE BMW BENCHMARK 70 Handicap - 1200m



25 January 2025 - 15:47

Track Rating: Good 4, Weather: Overcast, Rail Position: True

Section	Overall	1000m	800m	600m	400m	200m
Section Times	1:11.42 [3] (0:13.73)	0:57.69 [2] (0:10.97)	0:46.72 [2] (0:11.72)	0:35.00 [2] (0:11.84)	0:23.16 [2] (0:11.36)	0:11.80 [1] (0:11.80)
Average Speed [km/h]	52.4	66.5	62.7	61.6	63.3	60.9
Top Speed [km/h]	66.5	67.2	65.2	63.4	63.8	63.0
Avg. Dist. to Rail [m]	12.2	6.2	3.3	2.1	4.5	7.1
Avg. Stride Freq. [Hz]	2.2	2.3	2.2	2.2	2.2	2.2
Avg. Stride Length [m]	6.6	7.8	8.0	7.9	7.9	7.7



- [] Ranking at each section and finish
- .-.- No data available at this section
- NA No data available



Horse/Jockey Name	Gospel Girl
Final Rank	4
Fastest Section Time (Section)	0:11.12 (400m)
Top Speed [km/h] (Section)	66.0 (400m)
Race State	Finished



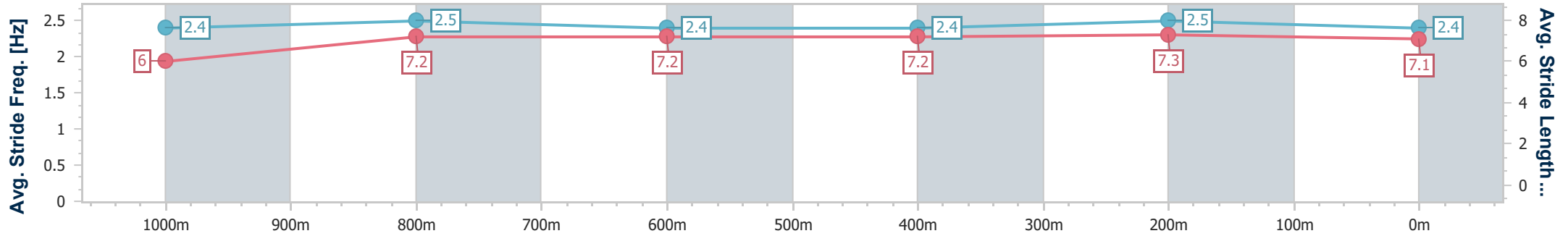
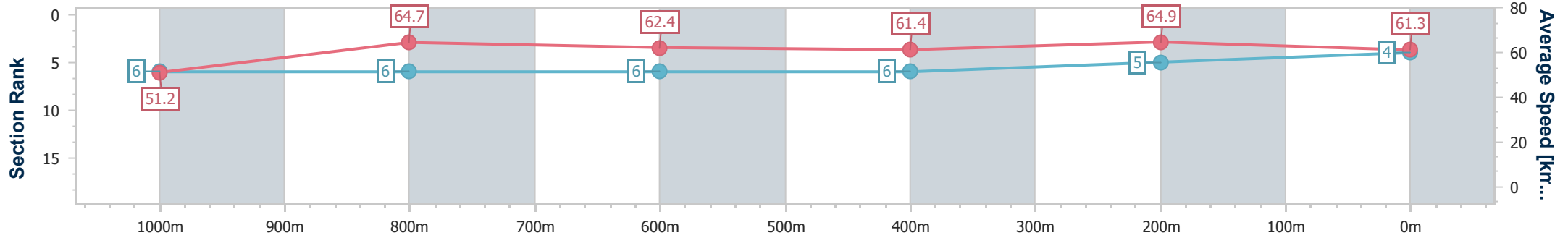
Sunshine Coast QLD Professional
 Race 7: THE 3. COASTLINE BMW BENCHMARK 70 Handicap - 1200m



25 January 2025 - 15:47

Track Rating: Good 4, Weather: Overcast, Rail Position: True

Section	Overall	1000m	800m	600m	400m	200m
Section Times	1:11.60 [4] (0:14.10)	0:57.50 [6] (0:11.14)	0:46.36 [6] (0:11.64)	0:34.72 [6] (0:11.86)	0:22.86 [6] (0:11.12)	0:11.74 [5] (0:11.74)
Average Speed [km/h]	51.2	64.7	62.4	61.4	64.9	61.3
Top Speed [km/h]	64.0	65.9	65.5	65.4	66.0	63.5
Avg. Dist. to Rail [m]	4.5	2.5	1.5	1.9	6.0	9.4
Avg. Stride Freq. [Hz]	2.4	2.5	2.4	2.4	2.5	2.4
Avg. Stride Length [m]	6.0	7.2	7.2	7.2	7.3	7.1



- [] Ranking at each section and finish
- .-.- No data available at this section
- NA No data available



Horse/Jockey Name	North Of Eli
Final Rank	5
Fastest Section Time (Section)	0:10.98 (400m)
Top Speed [km/h] (Section)	66.6 (400m)
Race State	Finished



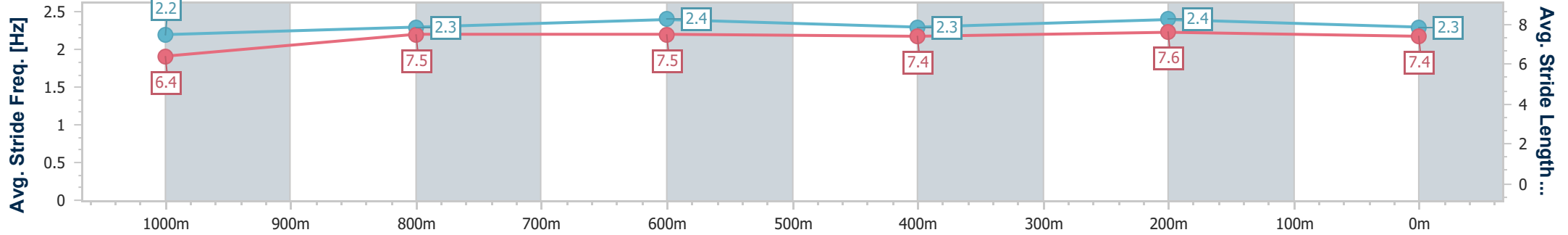
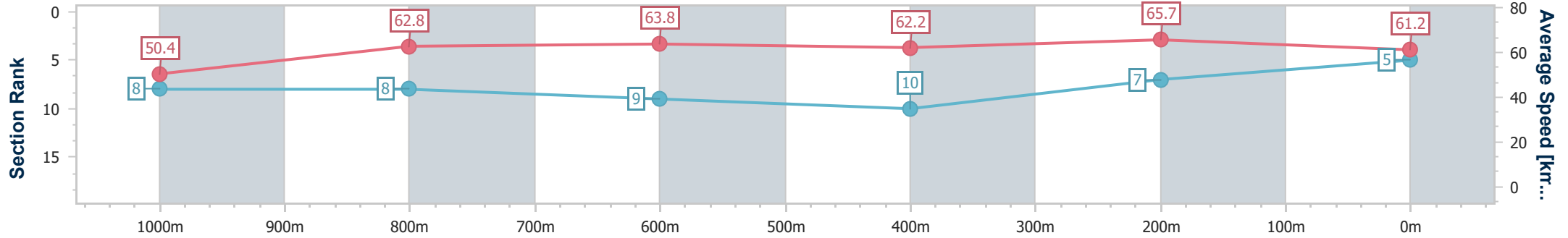
Sunshine Coast QLD Professional
Race 7: THE 3. COASTLINE BMW BENCHMARK 70 Handicap - 1200m



25 January 2025 - 15:47

Track Rating: Good 4, Weather: Overcast, Rail Position: True

Section	Overall	1000m	800m	600m	400m	200m
Section Times	1:11.85 [5] (0:14.35)	0:57.50 [8] (0:11.55)	0:45.95 [8] (0:11.52)	0:34.43 [9] (0:11.69)	0:22.74 [10] (0:10.98)	0:11.76 [7] (0:11.76)
Average Speed [km/h]	50.4	62.8	63.8	62.2	65.7	61.2
Top Speed [km/h]	61.5	63.7	65.0	63.9	66.6	64.6
Avg. Dist. to Rail [m]	9.0	3.3	3.3	2.1	5.7	5.7
Avg. Stride Freq. [Hz]	2.2	2.3	2.4	2.3	2.4	2.3
Avg. Stride Length [m]	6.4	7.5	7.5	7.4	7.6	7.4



- [] Ranking at each section and finish
- .-.- No data available at this section
- NA No data available



Horse/Jockey Name	Deferential
Final Rank	6
Fastest Section Time (Section)	0:11.25 (400m)
Top Speed [km/h] (Section)	65.4 (400m)
Race State	Finished



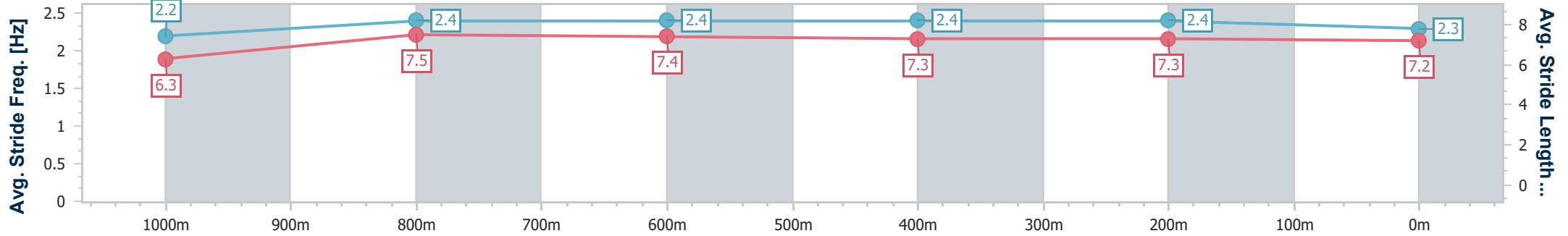
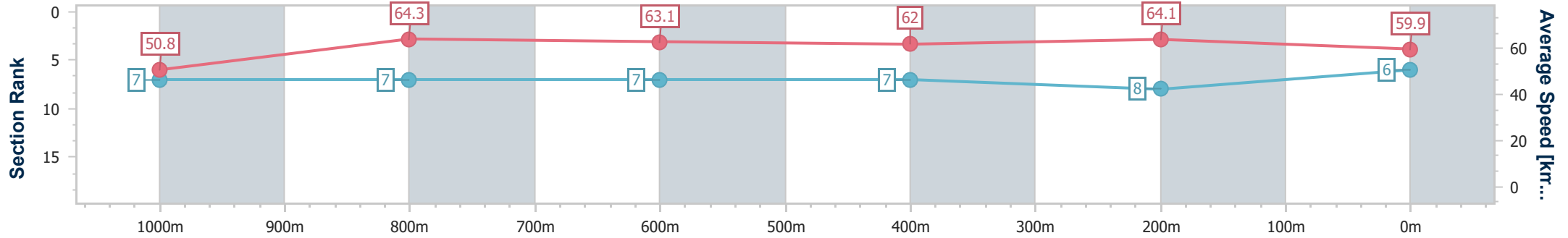
Sunshine Coast QLD Professional
 Race 7: THE 3. COASTLINE BMW BENCHMARK 70 Handicap - 1200m



25 January 2025 - 15:47

Track Rating: Good 4, Weather: Overcast, Rail Position: True

Section	Overall	1000m	800m	600m	400m	200m
Section Times	1:12.11 [6] (0:14.24)	0:57.87 [7] (0:11.27)	0:46.60 [7] (0:11.56)	0:35.04 [7] (0:11.78)	0:23.26 [7] (0:11.25)	0:12.01 [8] (0:12.01)
Average Speed [km/h]	50.8	64.3	63.1	62.0	64.1	59.9
Top Speed [km/h]	63.8	65.0	65.3	64.0	65.4	62.5
Avg. Dist. to Rail [m]	12.3	3.4	2.2	2.3	6.9	8.8
Avg. Stride Freq. [Hz]	2.2	2.4	2.4	2.4	2.4	2.3
Avg. Stride Length [m]	6.3	7.5	7.4	7.3	7.3	7.2



- [] Ranking at each section and finish
- .-.- No data available at this section
- NA No data available



Horse/Jockey Name	April In Augusta
Final Rank	7
Fastest Section Time (Section)	0:11.15 (1000m)
Top Speed [km/h] (Section)	66.0 (1000m)
Race State	Finished



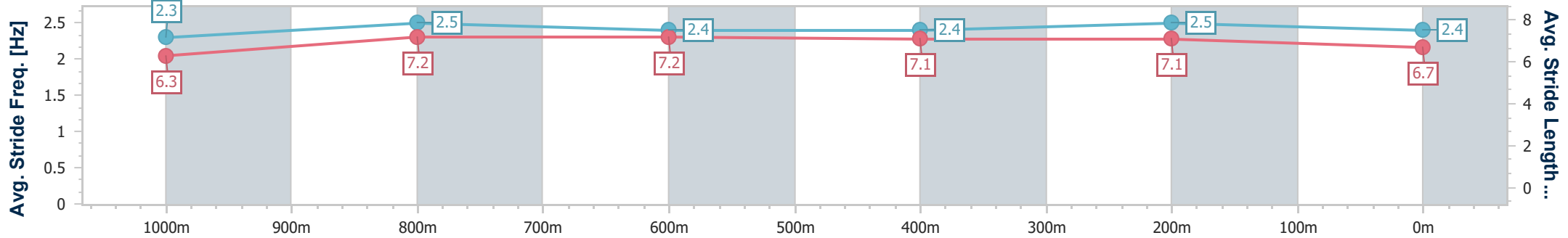
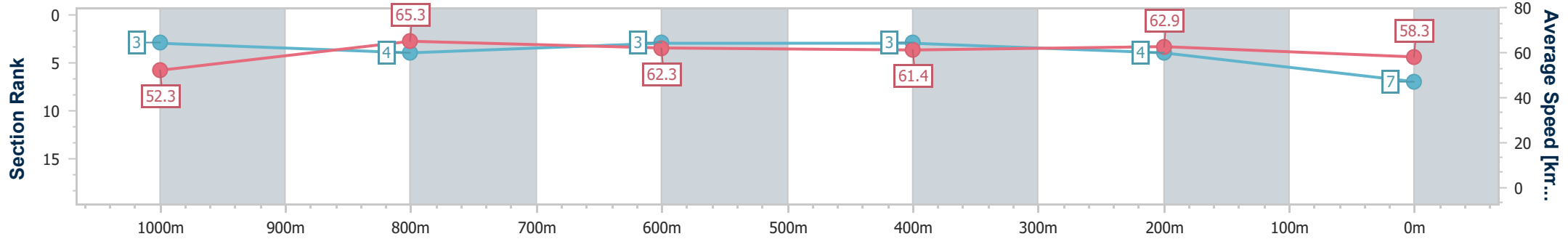
Sunshine Coast QLD Professional
Race 7: THE 3. COASTLINE BMW BENCHMARK 70 Handicap - 1200m



25 January 2025 - 15:47

Track Rating: Good 4, Weather: Overcast, Rail Position: True

Section	Overall	1000m	800m	600m	400m	200m
Section Times	1:12.13 [7] (0:13.76)	0:58.37 [3] (0:11.15)	0:47.22 [4] (0:11.68)	0:35.54 [3] (0:11.77)	0:23.77 [3] (0:11.42)	0:12.35 [4] (0:12.35)
Average Speed [km/h]	52.3	65.3	62.3	61.4	62.9	58.3
Top Speed [km/h]	65.1	66.0	63.9	63.2	63.8	61.1
Avg. Dist. to Rail [m]	6.1	3.5	1.9	0.4	1.7	2.3
Avg. Stride Freq. [Hz]	2.3	2.5	2.4	2.4	2.5	2.4
Avg. Stride Length [m]	6.3	7.2	7.2	7.1	7.1	6.7



- [] Ranking at each section and finish
- .-.- No data available at this section
- NA No data available



Horse/Jockey Name	Tellez
Final Rank	8
Fastest Section Time (Section)	0:11.15 (400m)
Top Speed [km/h] (Section)	66.1 (800m)
Race State	Finished



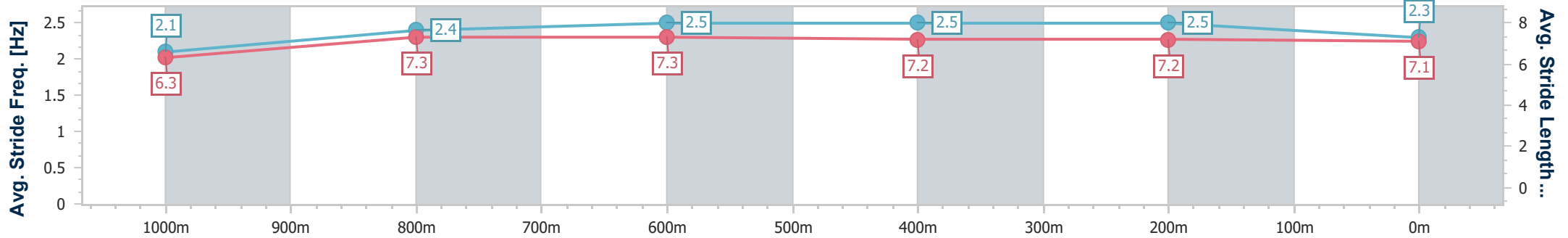
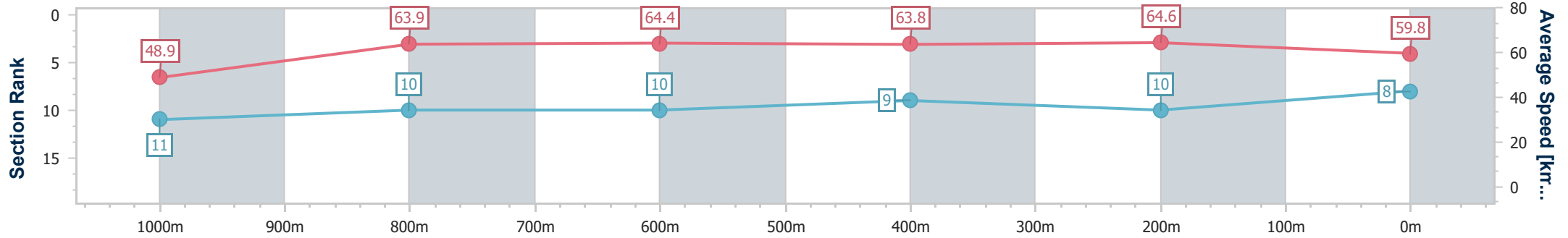
Sunshine Coast QLD Professional
Race 7: THE 3. COASTLINE BMW BENCHMARK 70 Handicap - 1200m



25 January 2025 - 15:47

Track Rating: Good 4, Weather: Overcast, Rail Position: True

Section	Overall	1000m	800m	600m	400m	200m
Section Times	1:12.19 [8] (0:14.77)	0:57.42 [11] (0:11.36)	0:46.06 [10] (0:11.40)	0:34.66 [10] (0:11.49)	0:23.17 [9] (0:11.15)	0:12.02 [10] (0:12.02)
Average Speed [km/h]	48.9	63.9	64.4	63.8	64.6	59.8
Top Speed [km/h]	63.6	65.2	66.1	65.4	65.8	62.8
Avg. Dist. to Rail [m]	8.3	3.9	3.4	3.0	7.8	9.9
Avg. Stride Freq. [Hz]	2.1	2.4	2.5	2.5	2.5	2.3
Avg. Stride Length [m]	6.3	7.3	7.3	7.2	7.2	7.1



- [] Ranking at each section and finish
- .-.- No data available at this section
- NA No data available



Horse/Jockey Name	Like Smoke
Final Rank	9
Fastest Section Time (Section)	0:11.21 (400m)
Top Speed [km/h] (Section)	64.9 (400m)
Race State	Finished



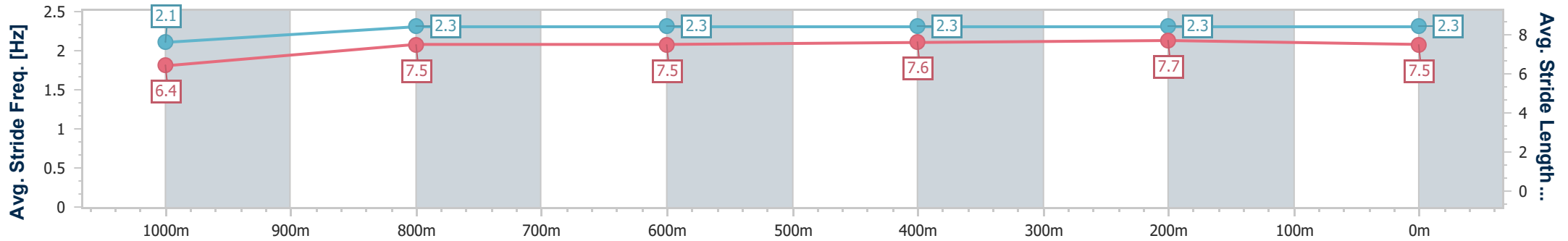
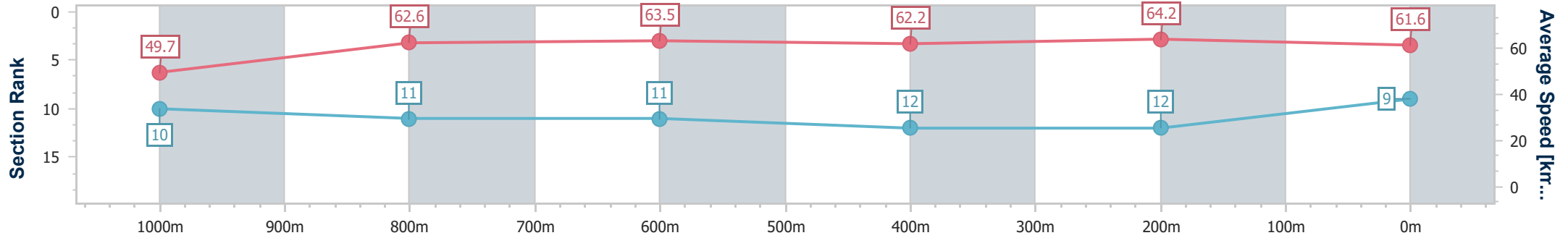
Sunshine Coast QLD Professional
Race 7: THE 3. COASTLINE BMW BENCHMARK 70 Handicap - 1200m



25 January 2025 - 15:47

Track Rating: Good 4, Weather: Overcast, Rail Position: True

Section	Overall	1000m	800m	600m	400m	200m
Section Times	1:12.23 [9] (0:14.53)	0:57.70 [10] (0:11.60)	0:46.10 [11] (0:11.47)	0:34.63 [11] (0:11.72)	0:22.91 [12] (0:11.21)	0:11.70 [12] (0:11.70)
Average Speed [km/h]	49.7	62.6	63.5	62.2	64.2	61.6
Top Speed [km/h]	64.4	63.6	64.6	62.7	64.9	63.8
Avg. Dist. to Rail [m]	8.8	3.1	2.2	1.9	5.3	7.3
Avg. Stride Freq. [Hz]	2.1	2.3	2.3	2.3	2.3	2.3
Avg. Stride Length [m]	6.4	7.5	7.5	7.6	7.7	7.5



- [] Ranking at each section and finish
- .-.- No data available at this section
- NA No data available



Horse/Jockey Name	Our Drummer
Final Rank	10
Fastest Section Time (Section)	0:11.14 (1000m)
Top Speed [km/h] (Section)	66.4 (1000m)
Race State	Finished



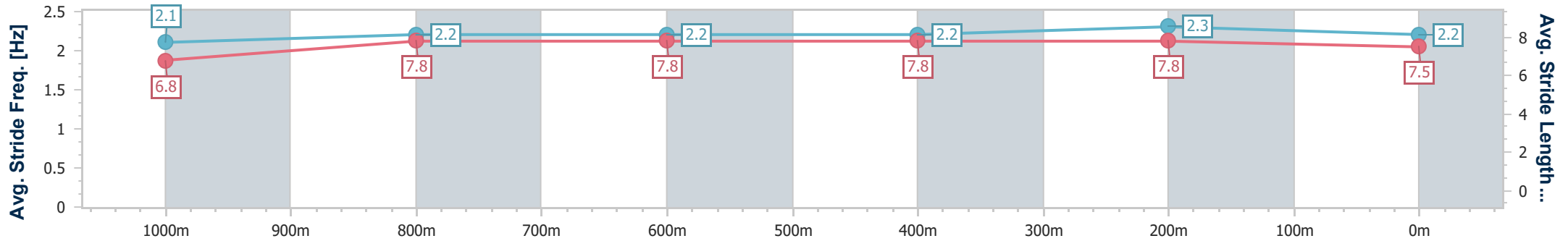
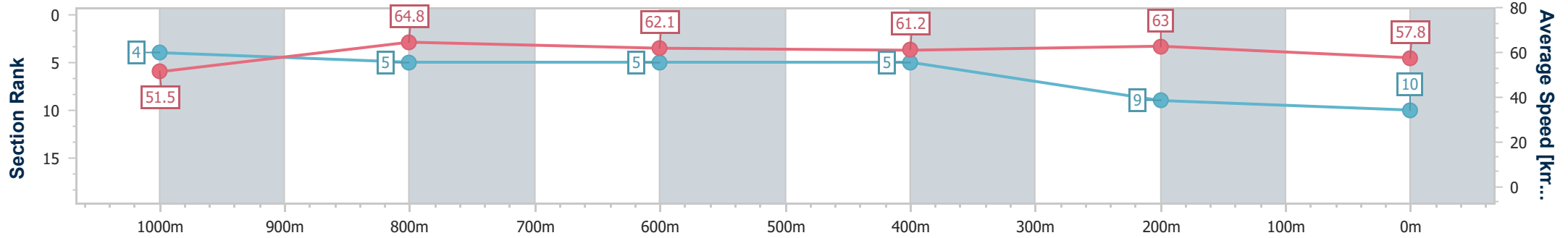
Sunshine Coast QLD Professional
 Race 7: THE 3. COASTLINE BMW BENCHMARK 70 Handicap - 1200m



25 January 2025 - 15:47

Track Rating: Good 4, Weather: Overcast, Rail Position: True

Section	Overall	1000m	800m	600m	400m	200m
Section Times	1:12.58 [10] (0:13.96)	0:58.62 [4] (0:11.14)	0:47.48 [5] (0:11.73)	0:35.75 [5] (0:11.82)	0:23.93 [5] (0:11.47)	0:12.46 [9] (0:12.46)
Average Speed [km/h]	51.5	64.8	62.1	61.2	63.0	57.8
Top Speed [km/h]	65.0	66.4	64.7	63.3	64.0	60.9
Avg. Dist. to Rail [m]	4.0	2.5	1.7	0.8	3.6	5.1
Avg. Stride Freq. [Hz]	2.1	2.2	2.2	2.2	2.3	2.2
Avg. Stride Length [m]	6.8	7.8	7.8	7.8	7.8	7.5



- [] Ranking at each section and finish
- .-.- No data available at this section
- NA No data available



Horse/Jockey Name	Pia Mia
Final Rank	11
Fastest Section Time (Section)	0:11.05 (1000m)
Top Speed [km/h] (Section)	67.2 (1000m)
Race State	Finished



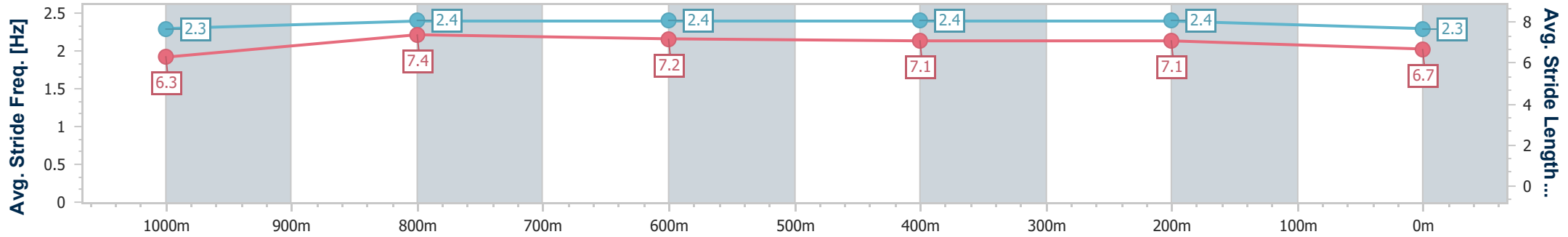
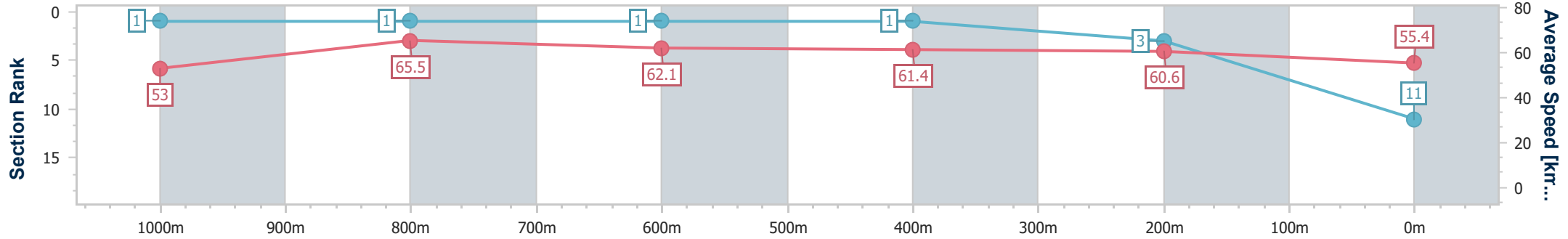
Sunshine Coast QLD Professional
Race 7: THE 3. COASTLINE BMW BENCHMARK 70 Handicap - 1200m



25 January 2025 - 15:47

Track Rating: Good 4, Weather: Overcast, Rail Position: True

Section	Overall	1000m	800m	600m	400m	200m
Section Times	1:12.73 [11] (0:13.59)	0:59.14 [1] (0:11.05)	0:48.09 [1] (0:11.61)	0:36.48 [1] (0:11.64)	0:24.84 [1] (0:11.86)	0:12.98 [3] (0:12.98)
Average Speed [km/h]	53.0	65.5	62.1	61.4	60.6	55.4
Top Speed [km/h]	65.4	67.2	65.3	62.8	63.0	58.4
Avg. Dist. to Rail [m]	6.2	1.6	1.1	1.6	1.0	2.4
Avg. Stride Freq. [Hz]	2.3	2.4	2.4	2.4	2.4	2.3
Avg. Stride Length [m]	6.3	7.4	7.2	7.1	7.1	6.7





Horse/Jockey Name	Givara
Final Rank	12
Fastest Section Time (Section)	0:11.13 (400m)
Top Speed [km/h] (Section)	66.4 (400m)
Race State	Finished



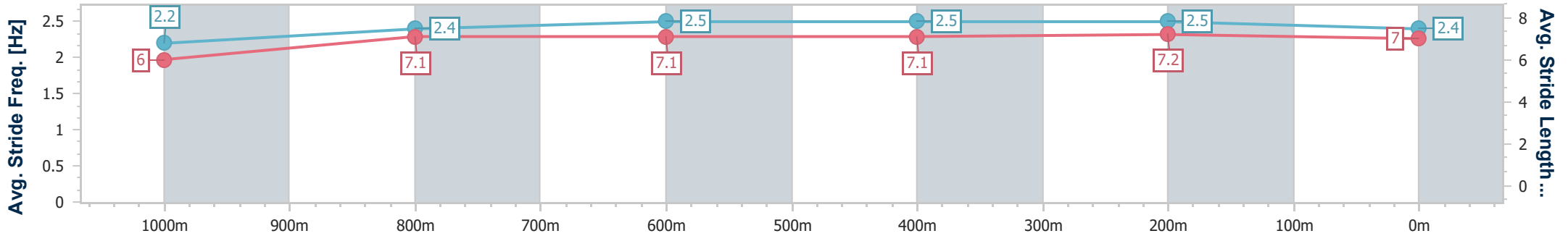
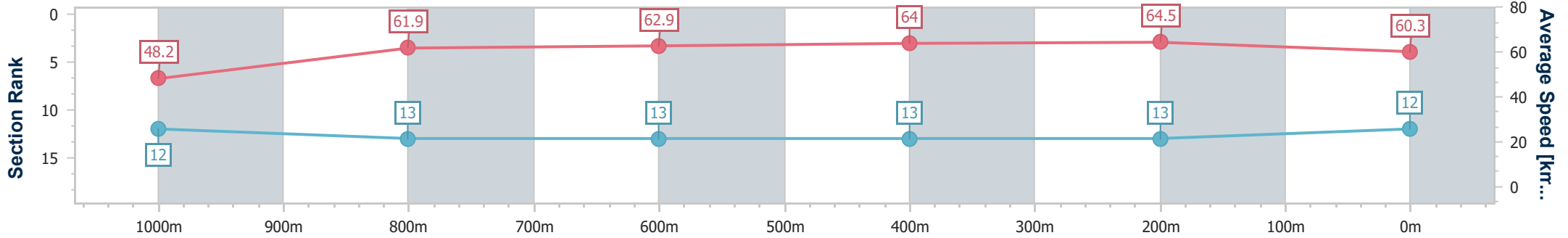
Sunshine Coast QLD Professional
Race 7: THE 3. COASTLINE BMW BENCHMARK 70 Handicap - 1200m



25 January 2025 - 15:47

Track Rating: Good 4, Weather: Overcast, Rail Position: True

Section	Overall	1000m	800m	600m	400m	200m
Section Times	1:12.77 [12] (0:14.94)	0:57.83 [12] (0:11.70)	0:46.13 [13] (0:11.65)	0:34.48 [13] (0:11.40)	0:23.08 [13] (0:11.13)	0:11.95 [13] (0:11.95)
Average Speed [km/h]	48.2	61.9	62.9	64.0	64.5	60.3
Top Speed [km/h]	61.1	62.7	65.7	65.8	66.4	62.9
Avg. Dist. to Rail [m]	5.9	2.4	2.8	2.0	0.4	1.1
Avg. Stride Freq. [Hz]	2.2	2.4	2.5	2.5	2.5	2.4
Avg. Stride Length [m]	6.0	7.1	7.1	7.1	7.2	7.0



- [] Ranking at each section and finish
- .-.- No data available at this section
- NA No data available



Horse/Jockey Name	Oceans Of Energy
Final Rank	13
Fastest Section Time (Section)	0:11.33 (400m)
Top Speed [km/h] (Section)	64.2 (400m)
Race State	Finished



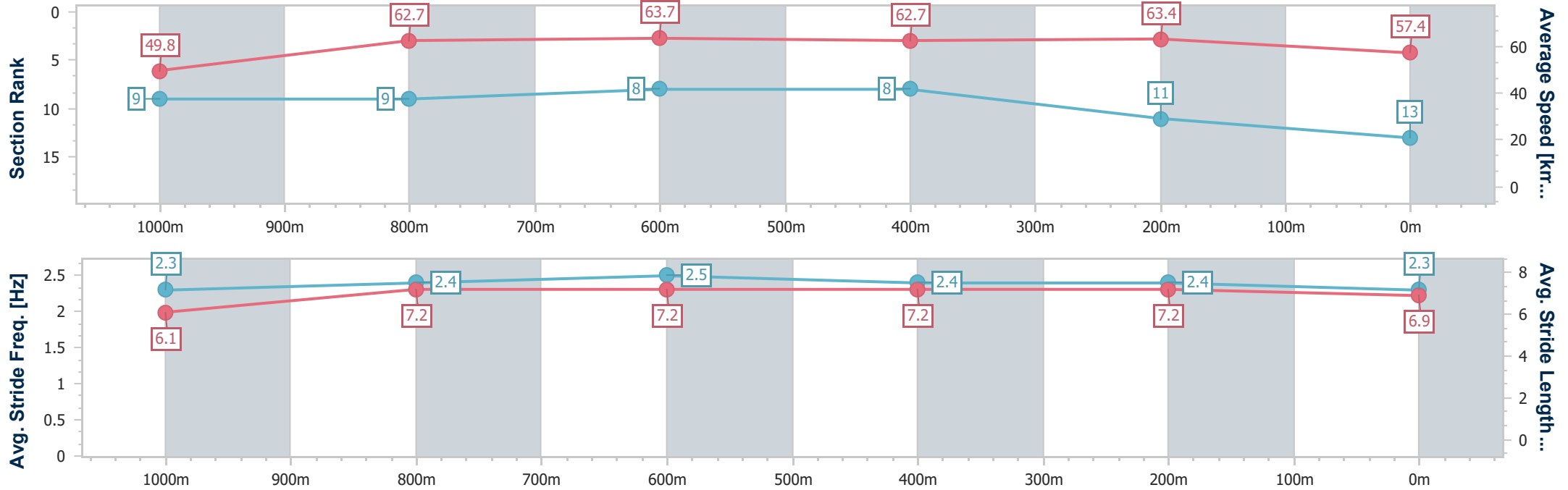
Sunshine Coast QLD Professional
Race 7: THE 3. COASTLINE BMW BENCHMARK 70 Handicap - 1200m



25 January 2025 - 15:47

Track Rating: Good 4, Weather: Overcast, Rail Position: True

Section	Overall	1000m	800m	600m	400m	200m
Section Times	1:12.79 [13] (0:14.40)	0:58.39 [9] (0:11.57)	0:46.82 [9] (0:11.39)	0:35.43 [8] (0:11.55)	0:23.88 [8] (0:11.33)	0:12.55 [11] (0:12.55)
Average Speed [km/h]	49.8	62.7	63.7	62.7	63.4	57.4
Top Speed [km/h]	62.4	63.8	64.2	63.6	64.2	62.0
Avg. Dist. to Rail [m]	6.5	2.1	1.4	0.7	4.4	6.0
Avg. Stride Freq. [Hz]	2.3	2.4	2.5	2.4	2.4	2.3
Avg. Stride Length [m]	6.1	7.2	7.2	7.2	7.2	6.9



- [] Ranking at each section and finish
- .-.- No data available at this section
- NA No data available