



Sunshine Coast QLD Professional

Race 8: COASTLINE BMW SUNSHINE COAST CUP - 1400m



25 January 2025 - 16:28

Track Rating: Good 4, Weather: Overcast, Rail Position: True

Section											Last 600m		
Field Times											0:35.79		
					Overall	1200m	1000m	800m	600m	400m			
					1:23.38 (0:13.44)	1:09.94 (0:10.85)	0:59.09 (0:11.50)	0:47.59 (0:11.80)	0:35.79 (0:12.01)	0:23.78 (0:11.78)			
Rank	TAB	Horse/Jockey	Barrier	Top Speed [km/h]	Fastest Section							Distance Travelled [m]	
1	11	ELETTRICA Bailey Wheeler	11	65.9 400m	0:11.07 400m	1:23.38 [1] (0:14.00)	1:09.38 [11] (0:11.36)	0:58.02 [13] (0:11.47)	0:46.55 [13] (0:11.87)	0:34.68 [13] (0:11.80)	0:22.88 [13] (0:11.07)	0:34.68	
2	13	LOST IN TRANSIT Kyle Wilson-Taylor	3	66.4 1200m	0:11.24 1200m	1:23.78 [2] (0:13.66)	1:10.12 [3] (0:11.24)	0:58.88 [5] (0:11.44)	0:47.44 [6] (0:11.87)	0:35.57 [5] (0:11.81)	0:23.76 [2] (0:11.51)	0:35.57	-14
3	5	IRISH SONGS Michael Rodd	6	65.8 1200m	0:11.08 1200m	1:23.91 [3] (0:14.05)	1:09.86 [12] (0:11.08)	0:58.78 [10] (0:11.53)	0:47.25 [12] (0:11.92)	0:35.33 [12] (0:11.90)	0:23.43 [11] (0:11.43)	0:35.33	-5
4	9	DEVASTATE Angela Jones	8	66.3 1200m	0:11.03 1200m	1:23.99 [4] (0:13.52)	1:10.47 [2] (0:11.03)	0:59.44 [2] (0:11.41)	0:48.03 [2] (0:12.04)	0:35.99 [2] (0:12.05)	0:23.94 [3] (0:11.56)	0:35.99	-2
5	7	JETTY Ryan Curatolo	5	65.9 1200m	0:11.05 1200m	1:24.03 [5] (0:13.72)	1:10.31 [5] (0:11.05)	0:59.26 [3] (0:11.38)	0:47.88 [4] (0:11.94)	0:35.94 [4] (0:12.01)	0:23.93 [4] (0:11.65)	0:35.94	-2
6	8	POCKET FULL Jake Bayliss	15	66.0 1200m	0:11.18 1200m	1:24.29 [6] (0:14.45)	1:09.84 [14] (0:11.18)	0:58.66 [15] (0:11.48)	0:47.18 [15] (0:11.81)	0:35.37 [15] (0:11.75)	0:23.62 [14] (0:11.30)	0:35.37	-1
7	12	PARTY FOR TWO Nikita Beriman	7	68.0 1200m	0:10.85 1200m	1:24.32 [7] (0:13.44)	1:10.88 [1] (0:10.85)	1:00.03 [1] (0:11.50)	0:48.53 [1] (0:11.80)	0:36.73 [1] (0:12.01)	0:24.72 [1] (0:11.78)	0:36.73	-6
8	15	HYDE Ron Stewart	2	65.6 1200m	0:11.21 1200m	1:24.52 [8] (0:13.96)	1:10.56 [9] (0:11.21)	0:59.35 [11] (0:11.47)	0:47.88 [11] (0:11.94)	0:35.94 [11] (0:11.91)	0:24.03 [12] (0:11.63)	0:35.94	-4
9	16	KIPLING'S JOURNEY Mark Du Plessis	9	66.6 1200m	0:11.09 1200m	1:24.56 [9] (0:13.70)	1:10.86 [4] (0:11.09)	0:59.77 [4] (0:11.35)	0:48.42 [3] (0:11.94)	0:36.48 [3] (0:12.02)	0:24.46 [4] (0:11.87)	0:36.48	-2
10	3	COTTEE Samantha Collett	14	67.6 1200m	0:11.04 1200m	1:24.60 [10] (0:14.49)	1:10.11 [15] (0:11.04)	0:59.07 [14] (0:11.32)	0:47.75 [14] (0:11.92)	0:35.83 [14] (0:12.00)	0:23.83 [15] (0:11.54)	0:35.83	-2

Scratched: Grand Impact (#6)

[] Ranking at each section and finish
 -:-:- No data available at this section
 NA No data available

SCN Saddle cloth number
 DNF Did not finish
 DNT Did not track

Sunshine Coast QLD Professional

Race 8: COASTLINE BMW SUNSHINE COAST CUP - 1400m

25 January 2025 - 16:28

Track Rating: Good 4, Weather: Overcast, Rail Position: True

Section		Overall	1200m	1000m	800m	600m	400m	Last 600m				
Field Times		1:23.38 (0:13.44)	1:09.94 (0:10.85)	0:59.09 (0:11.50)	0:47.59 (0:11.80)	0:35.79 (0:12.01)	0:23.78 (0:11.78)	0:35.79				
Rank	TAB Horse/Jockey	Barrier	Top Speed [km/h]	Fastest Section	Distance Travelled [m]							
11	2 OUGHTON Justin Huxtable	10	65.5 1200m	0:11.15 1200m	1:24.60 [11] (0:13.95)	1:10.65 [8] (0:11.15)	0:59.50 [9] (0:11.36)	0:48.14 [8] (0:11.81)	0:36.33 [6] (0:11.97)	0:24.36 [7] (0:11.73)	0:36.33	-4
12	4 INVER PARK Andrew Mallyon	4	66.2 Overall	0:11.16 1200m	1:24.65 [12] (0:13.85)	1:10.80 [7] (0:11.16)	0:59.64 [7] (0:11.48)	0:48.16 [9] (0:11.91)	0:36.25 [9] (0:11.82)	0:24.43 [6] (0:11.67)	0:36.25	-9
13	14 UNDER THE CAP Cody Collis	12	66.8 1200m	0:11.00 1200m	1:24.67 [13] (0:14.18)	1:10.49 [13] (0:11.00)	0:59.49 [12] (0:11.46)	0:48.03 [10] (0:11.90)	0:36.13 [10] (0:11.92)	0:24.21 [10] (0:11.71)	0:36.13	-6
14	10 TAPILDOODLEDO Sean Cormack	1	66.8 1200m	0:11.09 1200m	1:24.86 [14] (0:13.85)	1:11.01 [6] (0:11.09)	0:59.92 [6] (0:11.48)	0:48.44 [7] (0:11.91)	0:36.53 [8] (0:11.93)	0:24.60 [8] (0:11.99)	0:36.53	-6
15	1 SINAWANN James Orman	16	66.5 1000m	0:11.07 1200m	1:24.87 [15] (0:13.97)	1:10.90 [10] (0:11.07)	0:59.83 [8] (0:11.26)	0:48.57 [5] (0:12.02)	0:36.55 [7] (0:12.09)	0:24.46 [9] (0:11.69)	0:36.55	-2

Scratched: Grand Impact (#6)



Sunshine Coast QLD Professional

Race 8: COASTLINE BMW SUNSHINE COAST CUP - 1400m



25 January 2025 - 16:28

Track Rating: Good 4, Weather: Overcast, Rail Position: True

Section				200m				Last 600m	
Field Times				0:12.00 (0:12.00)				0:35.79	
Rank	TAB	Horse/Jockey	Barrier	Top Speed [km/h]	Fastest Section	Margin			Distance Travelled [m]
1	11	ELETTRICA Bailey Wheeler	11	65.9 400m	0:11.07 400m	0:11.81 [3] (0:11.81)	1:23.38		0:34.68
2	13	LOST IN TRANSIT Kyle Wilson-Taylor	3	66.4 1200m	0:11.24 1200m	0:12.25 [2] (0:12.25)	2.3L		0:35.57 -14
3	5	IRISH SONGS Michael Rodd	6	65.8 1200m	0:11.08 1200m	0:12.00 [7] (0:12.00)	2.8L		0:35.33 -5
4	9	DEVASTATE Angela Jones	8	66.3 1200m	0:11.03 1200m	0:12.38 [4] (0:12.38)	3.2L		0:35.99 -2
5	7	JETTY Ryan Curatolo	5	65.9 1200m	0:11.05 1200m	0:12.28 [5] (0:12.28)	3.4L		0:35.94 -2
6	8	POCKET FULL Jake Bayliss	15	66.0 1200m	0:11.18 1200m	0:12.32 [8] (0:12.32)	4.9L		0:35.37 -1
7	12	PARTY FOR TWO Nikita Beriman	7	68.0 1200m	0:10.85 1200m	0:12.94 [1] (0:12.94)	5L		0:36.73 -6
8	15	HYDE Ron Stewart	2	65.6 1200m	0:11.21 1200m	0:12.40 [12] (0:12.40)	6L		0:35.94 -4
9	16	KIPLING'S JOURNEY Mark Du Plessis	9	66.6 1200m	0:11.09 1200m	0:12.59 [9] (0:12.59)	6.2L		0:36.48 -2
10	3	COTTEE Samantha Collett	14	67.6 1200m	0:11.04 1200m	0:12.29 [15] (0:12.29)	6.4L		0:35.83 -2

Scratched: Grand Impact (#6)

[] Ranking at each section and finish
 -:-:- No data available at this section
 NA No data available

SCN Saddle cloth number
 DNF Did not finish
 DNT Did not track



Sunshine Coast QLD Professional
Race 8: COASTLINE BMW SUNSHINE COAST CUP - 1400m
 25 January 2025 - 16:28



Track Rating: Good 4, Weather: Overcast, Rail Position: True

Section				200m				Last 600m	
Field Times				0:12.00 (0:12.00)				0:35.79	
Rank	TAB	Horse/Jockey	Barrier	Top Speed [km/h]	Fastest Section	Margin			Distance Travelled [m]
11	2	OUGHTON Justin Huxtable	10	65.5 1200m	0:11.15 1200m	0:12.63 [10] (0:12.63)	6.5L		0:36.33 -4
12	4	INVER PARK Andrew Mallyon	4	66.2 Overall	0:11.16 1200m	0:12.76 [6] (0:12.76)	6.7L		0:36.25 -9
13	14	UNDER THE CAP Cody Collis	12	66.8 1200m	0:11.00 1200m	0:12.50 [13] (0:12.50)	6.8L		0:36.13 -6
14	10	TAPILDOODLEDO Sean Cormack	1	66.8 1200m	0:11.09 1200m	0:12.61 [14] (0:12.61)	7.8L		0:36.53 -6
15	1	SINAWANN James Orman	16	66.5 1000m	0:11.07 1200m	0:12.77 [11] (0:12.77)	7.9L		0:36.55 -2

Scratched: Grand Impact (#6)

[] Ranking at each section and finish
 -:-:- No data available at this section
 NA No data available

SCN Saddle cloth number
 DNF Did not finish
 DNT Did not track



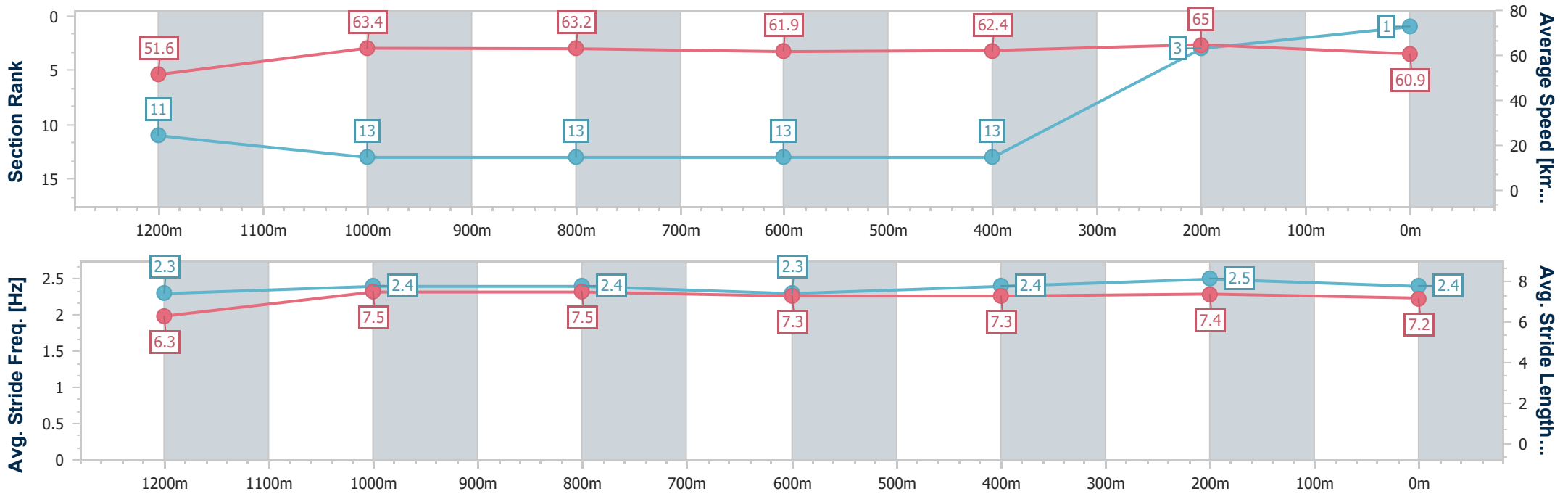
Horse/Jockey Name	Eletrica
Final Rank	1
Fastest Section Time (Section)	0:11.07 (400m)
Top Speed [km/h] (Section)	65.9 (400m)
Race State	Finished



Sunshine Coast QLD Professional
 Race 8: COASTLINE BMW SUNSHINE COAST CUP - 1400m
 25 January 2025 - 16:28
 Track Rating: Good 4, Weather: Overcast, Rail Position: True



Section	Overall	1200m	1000m	800m	600m	400m	200m
Section Times	1:23.38 [1] (0:14.00)	1:09.38 [11] (0:11.36)	0:58.02 [13] (0:11.47)	0:46.55 [13] (0:11.87)	0:34.68 [13] (0:11.80)	0:22.88 [13] (0:11.07)	0:11.81 [3] (0:11.81)
Average Speed [km/h]	51.6	63.4	63.2	61.9	62.4	65.0	60.9
Top Speed [km/h]	63.5	64.0	64.0	62.8	64.2	65.9	65.5
Avg. Dist. to Rail [m]	13.3	5.1	3.6	2.8	3.8	9.6	7.5
Avg. Stride Freq. [Hz]	2.3	2.4	2.4	2.3	2.4	2.5	2.4
Avg. Stride Length [m]	6.3	7.5	7.5	7.3	7.3	7.4	7.2



- [] Ranking at each section and finish
- .-.- No data available at this section
- NA No data available



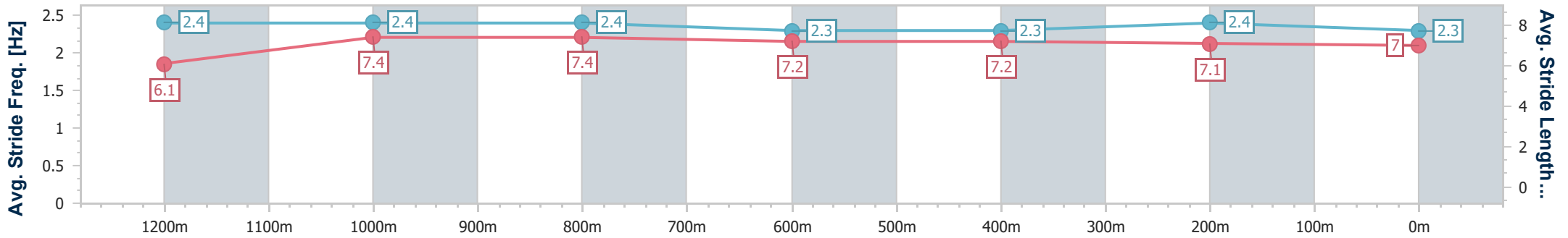
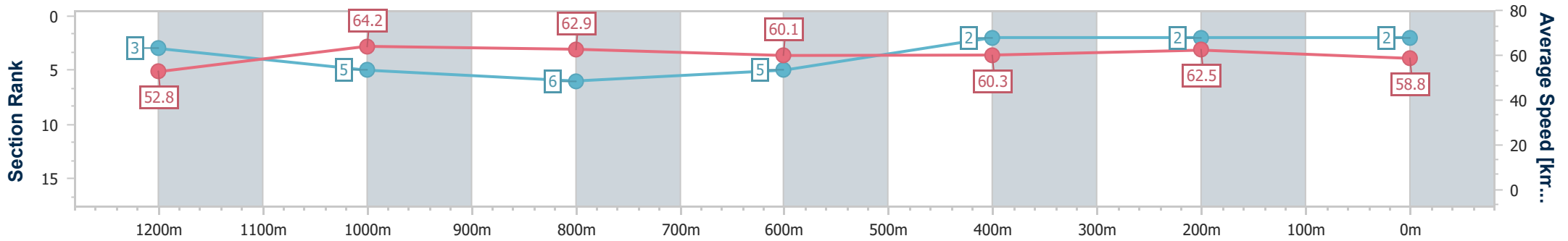
Horse/Jockey Name	Lost In Transit
Final Rank	2
Fastest Section Time (Section)	0:11.24 (1200m)
Top Speed [km/h] (Section)	66.4 (1200m)
Race State	Finished



Sunshine Coast QLD Professional
 Race 8: COASTLINE BMW SUNSHINE COAST CUP - 1400m
 25 January 2025 - 16:28
 Track Rating: Good 4, Weather: Overcast, Rail Position: True



Section	Overall	1200m	1000m	800m	600m	400m	200m
Section Times	1:23.78 [2] (0:13.66)	1:10.12 [3] (0:11.24)	0:58.88 [5] (0:11.44)	0:47.44 [6] (0:11.87)	0:35.57 [5] (0:11.81)	0:23.76 [2] (0:11.51)	0:12.25 [2] (0:12.25)
Average Speed [km/h]	52.8	64.2	62.9	60.1	60.3	62.5	58.8
Top Speed [km/h]	65.3	66.4	64.2	61.6	61.7	64.1	63.3
Avg. Dist. to Rail [m]	6.9	3.3	1.6	1.5	2.5	3.2	5.8
Avg. Stride Freq. [Hz]	2.4	2.4	2.4	2.3	2.3	2.4	2.3
Avg. Stride Length [m]	6.1	7.4	7.4	7.2	7.2	7.1	7.0



- [] Ranking at each section and finish
- .-.- No data available at this section
- NA No data available



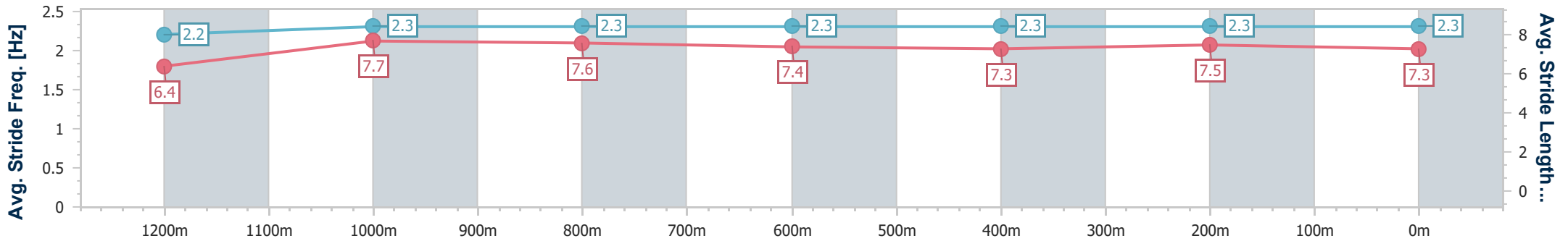
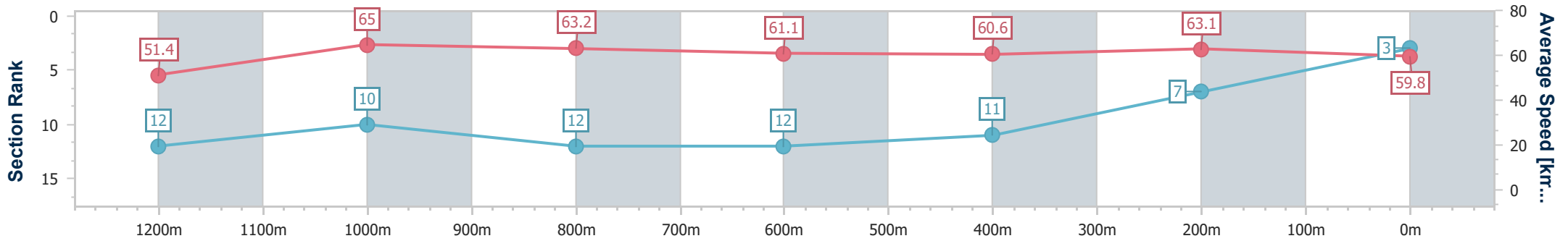
Horse/Jockey Name	Irish Songs
Final Rank	3
Fastest Section Time (Section)	0:11.08 (1200m)
Top Speed [km/h] (Section)	65.8 (1200m)
Race State	Finished



Sunshine Coast QLD Professional
 Race 8: COASTLINE BMW SUNSHINE COAST CUP - 1400m
 25 January 2025 - 16:28
 Track Rating: Good 4, Weather: Overcast, Rail Position: True



Section	Overall	1200m	1000m	800m	600m	400m	200m
Section Times	1:23.91 [3] (0:14.05)	1:09.86 [12] (0:11.08)	0:58.78 [10] (0:11.53)	0:47.25 [12] (0:11.92)	0:35.33 [12] (0:11.90)	0:23.43 [11] (0:11.43)	0:12.00 [7] (0:12.00)
Average Speed [km/h]	51.4	65.0	63.2	61.1	60.6	63.1	59.8
Top Speed [km/h]	64.8	65.8	64.2	62.3	62.4	63.8	62.4
Avg. Dist. to Rail [m]	9.5	4.1	4.6	2.1	0.2	4.6	6.3
Avg. Stride Freq. [Hz]	2.2	2.3	2.3	2.3	2.3	2.3	2.3
Avg. Stride Length [m]	6.4	7.7	7.6	7.4	7.3	7.5	7.3



- [] Ranking at each section and finish
- .-.- No data available at this section
- NA No data available



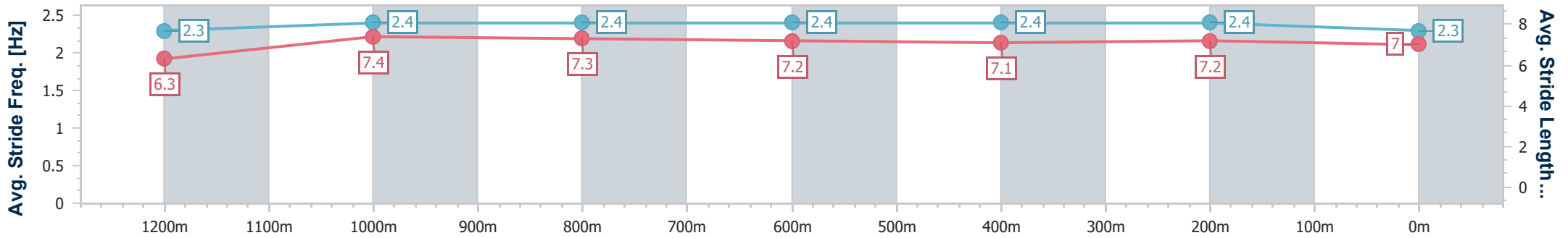
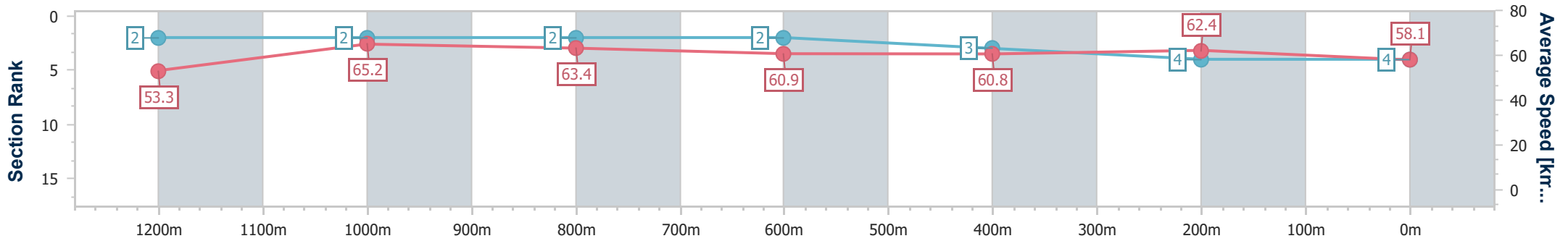
Horse/Jockey Name	Devastate
Final Rank	4
Fastest Section Time (Section)	0:11.03 (1200m)
Top Speed [km/h] (Section)	66.3 (1200m)
Race State	Finished



Sunshine Coast QLD Professional
 Race 8: COASTLINE BMW SUNSHINE COAST CUP - 1400m
 25 January 2025 - 16:28
 Track Rating: Good 4, Weather: Overcast, Rail Position: True



Section	Overall	1200m	1000m	800m	600m	400m	200m
Section Times	1:23.99 [4] (0:13.52)	1:10.47 [2] (0:11.03)	0:59.44 [2] (0:11.41)	0:48.03 [2] (0:12.04)	0:35.99 [2] (0:12.05)	0:23.94 [3] (0:11.56)	0:12.38 [4] (0:12.38)
Average Speed [km/h]	53.3	65.2	63.4	60.9	60.8	62.4	58.1
Top Speed [km/h]	66.1	66.3	64.4	61.9	62.4	63.2	60.7
Avg. Dist. to Rail [m]	10.0	4.1	2.1	2.9	3.2	6.4	7.1
Avg. Stride Freq. [Hz]	2.3	2.4	2.4	2.4	2.4	2.4	2.3
Avg. Stride Length [m]	6.3	7.4	7.3	7.2	7.1	7.2	7.0



- [] Ranking at each section and finish
- .-.- No data available at this section
- NA No data available



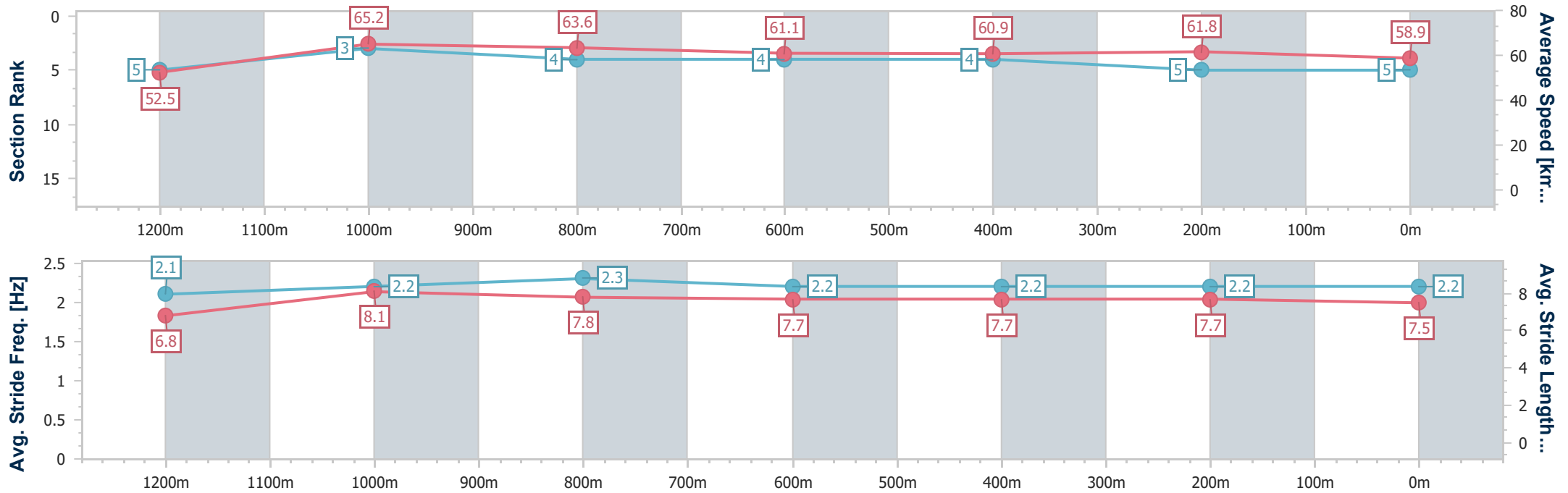
Horse/Jockey Name	Jetty
Final Rank	5
Fastest Section Time (Section)	0:11.05 (1200m)
Top Speed [km/h] (Section)	65.9 (1200m)
Race State	Finished



Sunshine Coast QLD Professional
 Race 8: COASTLINE BMW SUNSHINE COAST CUP - 1400m
 25 January 2025 - 16:28
 Track Rating: Good 4, Weather: Overcast, Rail Position: True



Section	Overall	1200m	1000m	800m	600m	400m	200m
Section Times	1:24.03 [5] (0:13.72)	1:10.31 [5] (0:11.05)	0:59.26 [3] (0:11.38)	0:47.88 [4] (0:11.94)	0:35.94 [4] (0:12.01)	0:23.93 [4] (0:11.65)	0:12.28 [5] (0:12.28)
Average Speed [km/h]	52.5	65.2	63.6	61.1	60.9	61.8	58.9
Top Speed [km/h]	65.3	65.9	65.2	62.0	61.6	62.4	61.7
Avg. Dist. to Rail [m]	8.9	5.1	3.6	2.1	2.8	7.3	8.3
Avg. Stride Freq. [Hz]	2.1	2.2	2.3	2.2	2.2	2.2	2.2
Avg. Stride Length [m]	6.8	8.1	7.8	7.7	7.7	7.7	7.5



- [] Ranking at each section and finish
- .-.- No data available at this section
- NA No data available



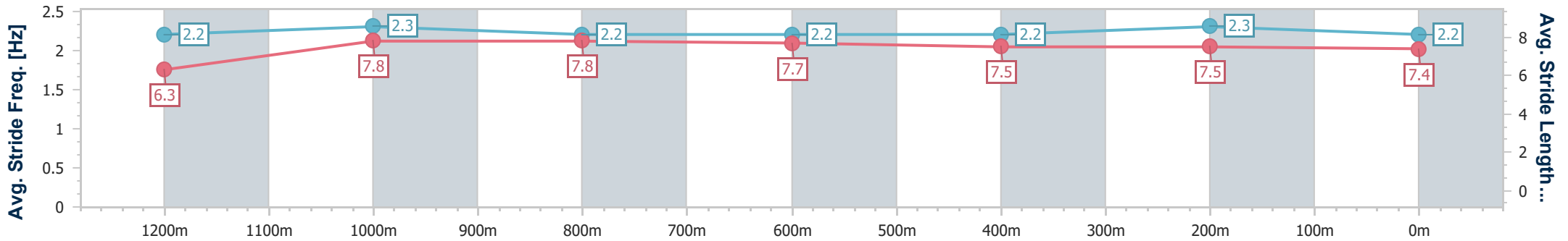
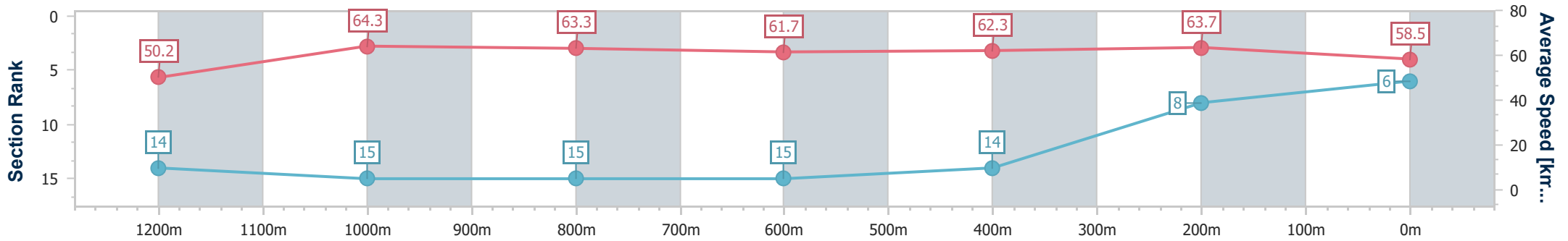
Horse/Jockey Name	Pocket Full
Final Rank	6
Fastest Section Time (Section)	0:11.18 (1200m)
Top Speed [km/h] (Section)	66.0 (1200m)
Race State	Finished



Sunshine Coast QLD Professional
 Race 8: COASTLINE BMW SUNSHINE COAST CUP - 1400m
 25 January 2025 - 16:28
 Track Rating: Good 4, Weather: Overcast, Rail Position: True



Section	Overall	1200m	1000m	800m	600m	400m	200m
Section Times	1:24.29 [6] (0:14.45)	1:09.84 [14] (0:11.18)	0:58.66 [15] (0:11.48)	0:47.18 [15] (0:11.81)	0:35.37 [15] (0:11.75)	0:23.62 [14] (0:11.30)	0:12.32 [8] (0:12.32)
Average Speed [km/h]	50.2	64.3	63.3	61.7	62.3	63.7	58.5
Top Speed [km/h]	65.4	66.0	63.6	62.9	63.5	64.9	62.8
Avg. Dist. to Rail [m]	15.2	4.3	3.2	2.0	3.3	7.4	7.1
Avg. Stride Freq. [Hz]	2.2	2.3	2.2	2.2	2.2	2.3	2.2
Avg. Stride Length [m]	6.3	7.8	7.8	7.7	7.5	7.5	7.4



- [] Ranking at each section and finish
- .-.- No data available at this section
- NA No data available



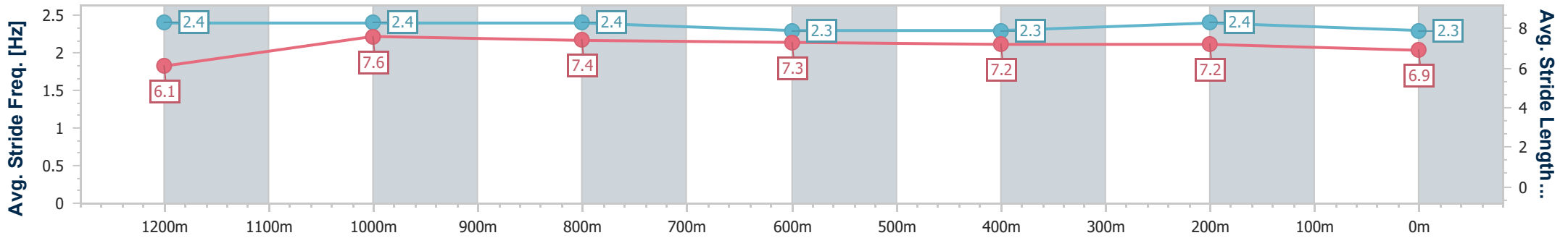
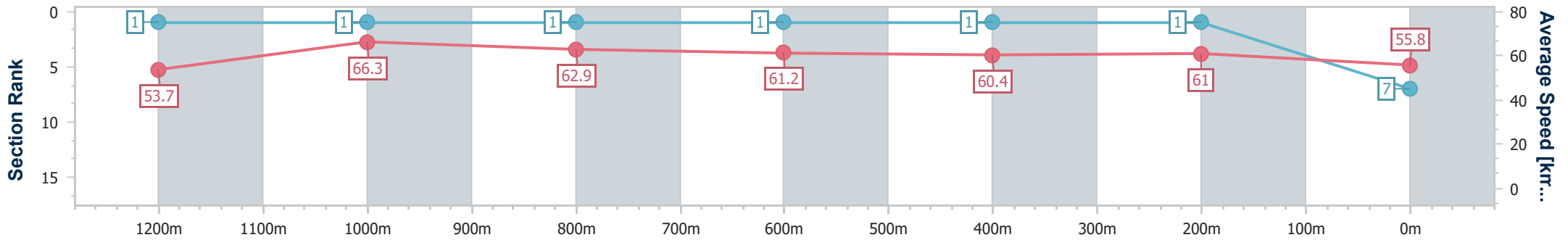
Horse/Jockey Name	Party For Two
Final Rank	7
Fastest Section Time (Section)	0:10.85 (1200m)
Top Speed [km/h] (Section)	68.0 (1200m)
Race State	Finished



Sunshine Coast QLD Professional
 Race 8: COASTLINE BMW SUNSHINE COAST CUP - 1400m
 25 January 2025 - 16:28
 Track Rating: Good 4, Weather: Overcast, Rail Position: True



Section	Overall	1200m	1000m	800m	600m	400m	200m
Section Times	1:24.32 [7] (0:13.44)	1:10.88 [1] (0:10.85)	1:00.03 [1] (0:11.50)	0:48.53 [1] (0:11.80)	0:36.73 [1] (0:12.01)	0:24.72 [1] (0:11.78)	0:12.94 [1] (0:12.94)
Average Speed [km/h]	53.7	66.3	62.9	61.2	60.4	61.0	55.8
Top Speed [km/h]	67.7	68.0	64.3	62.3	61.7	61.7	59.6
Avg. Dist. to Rail [m]	8.2	2.4	1.6	0.6	1.1	3.9	5.0
Avg. Stride Freq. [Hz]	2.4	2.4	2.4	2.3	2.3	2.4	2.3
Avg. Stride Length [m]	6.1	7.6	7.4	7.3	7.2	7.2	6.9



- [] Ranking at each section and finish
- .-.- No data available at this section
- NA No data available



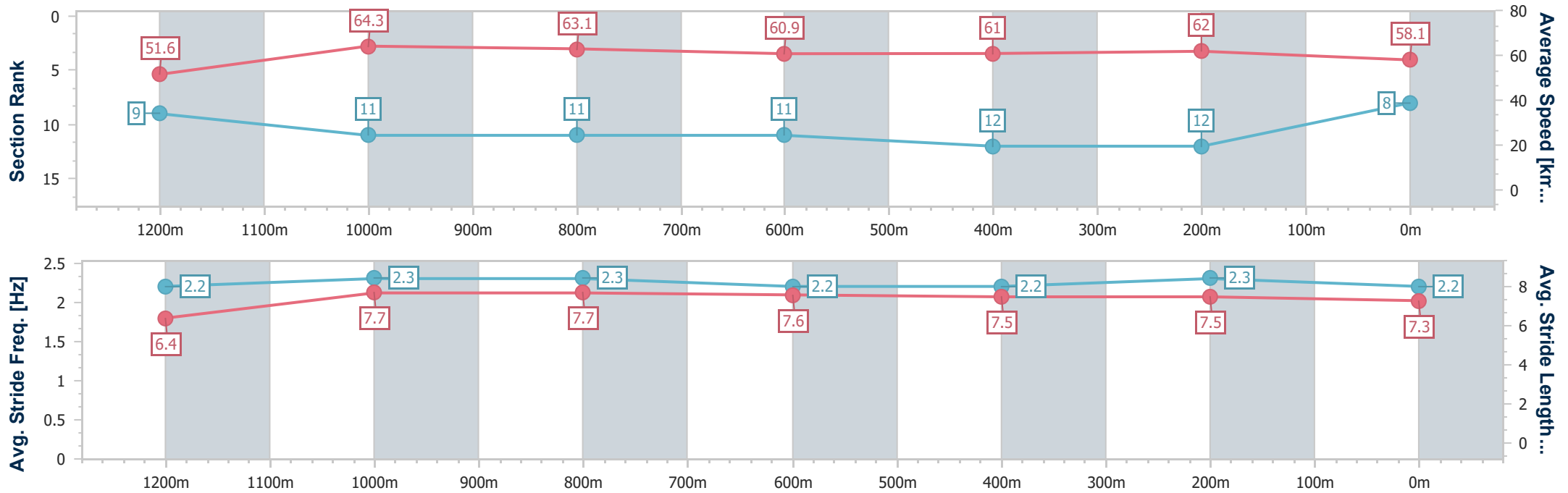
Horse/Jockey Name	Hyde
Final Rank	8
Fastest Section Time (Section)	0:11.21 (1200m)
Top Speed [km/h] (Section)	65.6 (1200m)
Race State	Finished



Sunshine Coast QLD Professional
 Race 8: COASTLINE BMW SUNSHINE COAST CUP - 1400m
 25 January 2025 - 16:28
 Track Rating: Good 4, Weather: Overcast, Rail Position: True



Section	Overall	1200m	1000m	800m	600m	400m	200m
Section Times	1:24.52 [8] (0:13.96)	1:10.56 [9] (0:11.21)	0:59.35 [11] (0:11.47)	0:47.88 [11] (0:11.94)	0:35.94 [11] (0:11.91)	0:24.03 [12] (0:11.63)	0:12.40 [12] (0:12.40)
Average Speed [km/h]	51.6	64.3	63.1	60.9	61.0	62.0	58.1
Top Speed [km/h]	64.5	65.6	64.3	62.7	61.7	62.6	61.2
Avg. Dist. to Rail [m]	6.4	3.6	3.1	1.9	1.4	5.2	6.1
Avg. Stride Freq. [Hz]	2.2	2.3	2.3	2.2	2.2	2.3	2.2
Avg. Stride Length [m]	6.4	7.7	7.7	7.6	7.5	7.5	7.3



- [] Ranking at each section and finish
- .-.- No data available at this section
- NA No data available



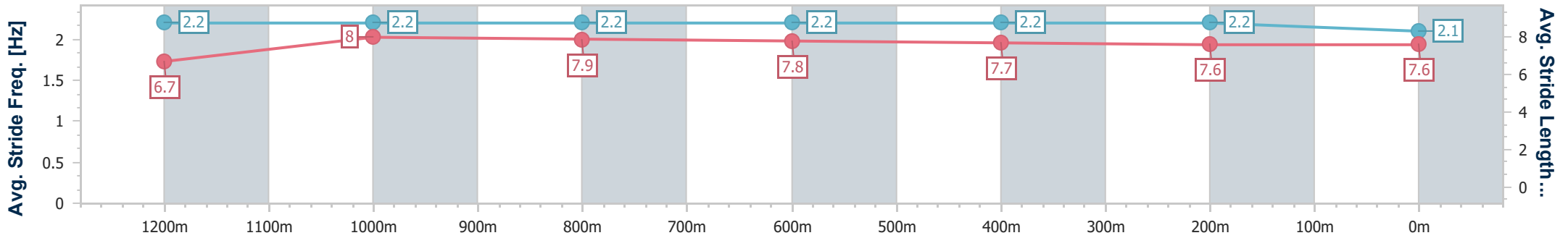
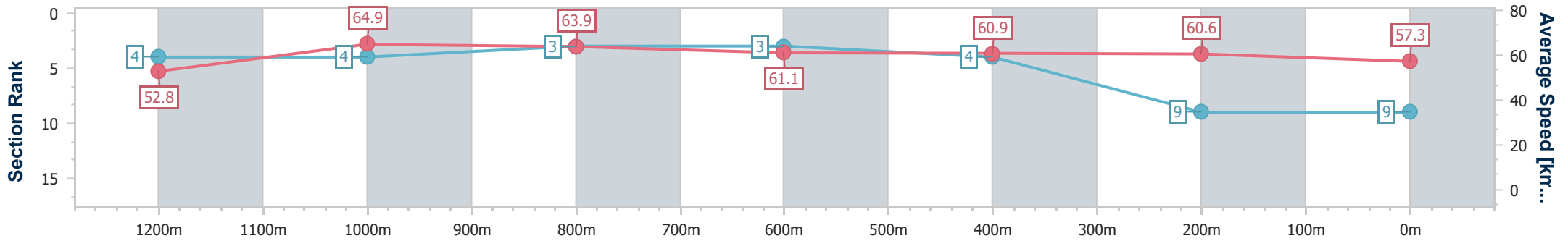
Horse/Jockey Name	Kipling's Journey
Final Rank	9
Fastest Section Time (Section)	0:11.09 (1200m)
Top Speed [km/h] (Section)	66.6 (1200m)
Race State	Finished



Sunshine Coast QLD Professional
 Race 8: COASTLINE BMW SUNSHINE COAST CUP - 1400m
 25 January 2025 - 16:28
 Track Rating: Good 4, Weather: Overcast, Rail Position: True



Section	Overall	1200m	1000m	800m	600m	400m	200m
Section Times	1:24.56 [9] (0:13.70)	1:10.86 [4] (0:11.09)	0:59.77 [4] (0:11.35)	0:48.42 [3] (0:11.94)	0:36.48 [3] (0:12.02)	0:24.46 [4] (0:11.87)	0:12.59 [9] (0:12.59)
Average Speed [km/h]	52.8	64.9	63.9	61.1	60.9	60.6	57.3
Top Speed [km/h]	64.5	66.6	65.1	62.3	61.4	61.4	60.1
Avg. Dist. to Rail [m]	12.0	5.9	4.4	2.2	2.4	7.8	8.3
Avg. Stride Freq. [Hz]	2.2	2.2	2.2	2.2	2.2	2.2	2.1
Avg. Stride Length [m]	6.7	8.0	7.9	7.8	7.7	7.6	7.6



- [] Ranking at each section and finish
- .-.- No data available at this section
- NA No data available



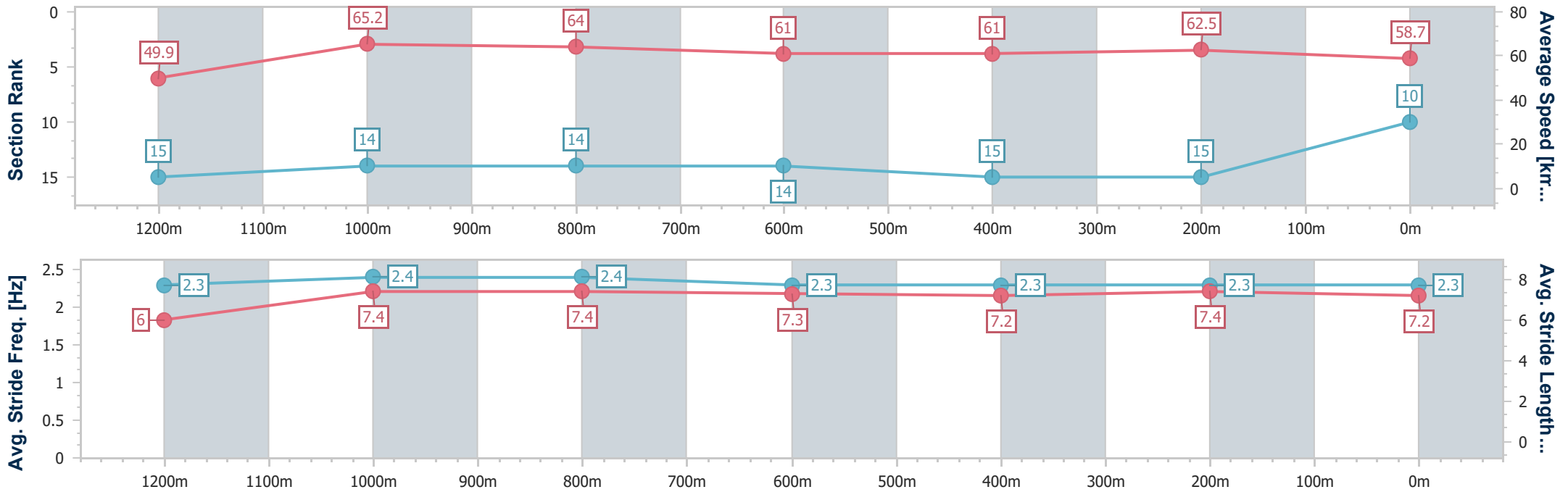
Horse/Jockey Name	Cottee
Final Rank	10
Fastest Section Time (Section)	0:11.04 (1200m)
Top Speed [km/h] (Section)	67.6 (1200m)
Race State	Finished



Sunshine Coast QLD Professional
 Race 8: COASTLINE BMW SUNSHINE COAST CUP - 1400m
 25 January 2025 - 16:28
 Track Rating: Good 4, Weather: Overcast, Rail Position: True



Section	Overall	1200m	1000m	800m	600m	400m	200m
Section Times	1:24.60 [10] (0:14.49)	1:10.11 [15] (0:11.04)	0:59.07 [14] (0:11.32)	0:47.75 [14] (0:11.92)	0:35.83 [14] (0:12.00)	0:23.83 [15] (0:11.54)	0:12.29 [15] (0:12.29)
Average Speed [km/h]	49.9	65.2	64.0	61.0	61.0	62.5	58.7
Top Speed [km/h]	65.4	67.6	65.0	62.6	61.8	64.0	61.9
Avg. Dist. to Rail [m]	11.7	2.7	2.2	2.1	2.8	6.6	7.1
Avg. Stride Freq. [Hz]	2.3	2.4	2.4	2.3	2.3	2.3	2.3
Avg. Stride Length [m]	6.0	7.4	7.4	7.3	7.2	7.4	7.2



- [] Ranking at each section and finish
- .-.- No data available at this section
- NA No data available



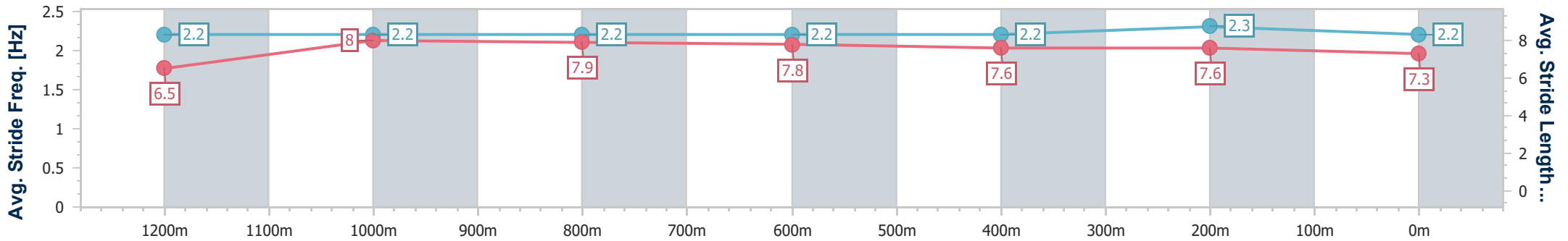
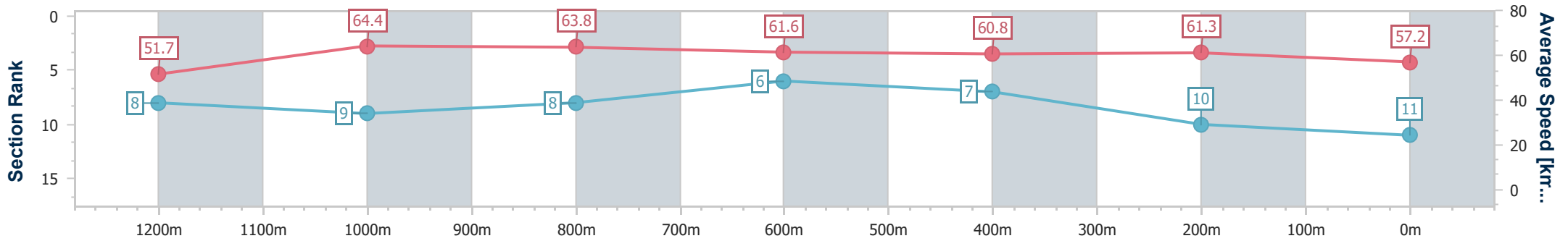
Horse/Jockey Name	Oughton
Final Rank	11
Fastest Section Time (Section)	0:11.15 (1200m)
Top Speed [km/h] (Section)	65.5 (1200m)
Race State	Finished



Sunshine Coast QLD Professional
 Race 8: COASTLINE BMW SUNSHINE COAST CUP - 1400m
 25 January 2025 - 16:28
 Track Rating: Good 4, Weather: Overcast, Rail Position: True



Section	Overall	1200m	1000m	800m	600m	400m	200m
Section Times	1:24.60 [11] (0:13.95)	1:10.65 [8] (0:11.15)	0:59.50 [9] (0:11.36)	0:48.14 [8] (0:11.81)	0:36.33 [6] (0:11.97)	0:24.36 [7] (0:11.73)	0:12.63 [10] (0:12.63)
Average Speed [km/h]	51.7	64.4	63.8	61.6	60.8	61.3	57.2
Top Speed [km/h]	65.2	65.5	65.3	62.7	61.7	62.6	59.6
Avg. Dist. to Rail [m]	11.2	4.2	3.2	1.3	2.2	8.4	9.3
Avg. Stride Freq. [Hz]	2.2	2.2	2.2	2.2	2.2	2.3	2.2
Avg. Stride Length [m]	6.5	8.0	7.9	7.8	7.6	7.6	7.3



- [] Ranking at each section and finish
- .-.- No data available at this section
- NA No data available



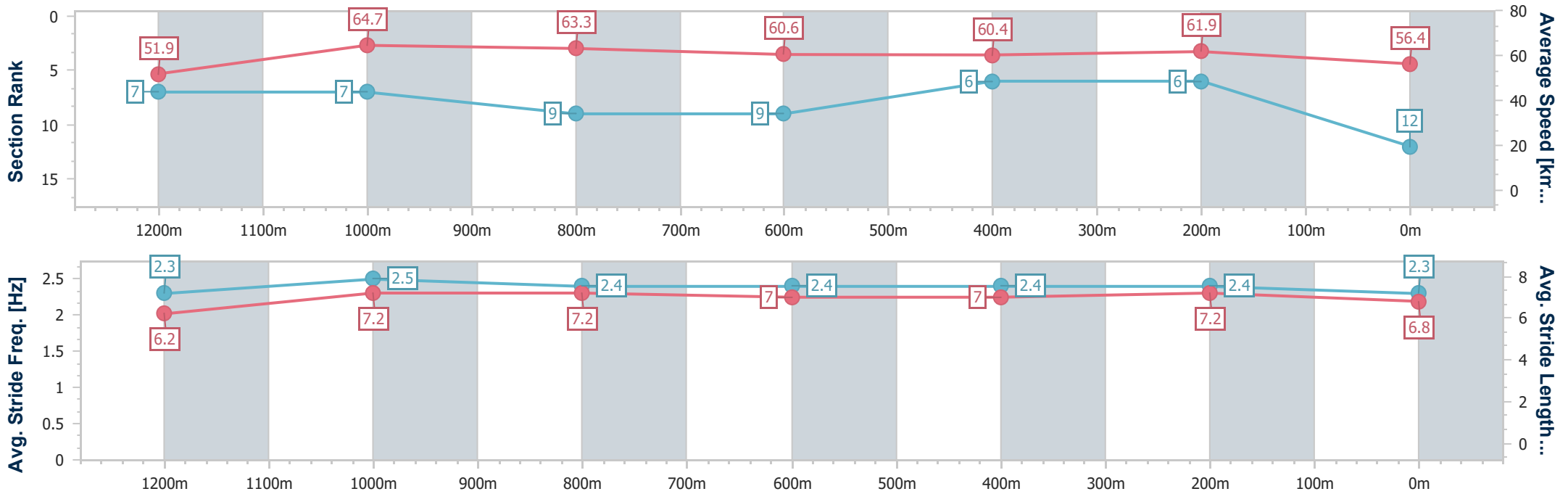
Horse/Jockey Name	Inver Park
Final Rank	12
Fastest Section Time (Section)	0:11.16 (1200m)
Top Speed [km/h] (Section)	66.2 (Overall)
Race State	Finished



Sunshine Coast QLD Professional
 Race 8: COASTLINE BMW SUNSHINE COAST CUP - 1400m
 25 January 2025 - 16:28
 Track Rating: Good 4, Weather: Overcast, Rail Position: True



Section	Overall	1200m	1000m	800m	600m	400m	200m
Section Times	1:24.65 [12] (0:13.85)	1:10.80 [7] (0:11.16)	0:59.64 [7] (0:11.48)	0:48.16 [9] (0:11.91)	0:36.25 [9] (0:11.82)	0:24.43 [6] (0:11.67)	0:12.76 [6] (0:12.76)
Average Speed [km/h]	51.9	64.7	63.3	60.6	60.4	61.9	56.4
Top Speed [km/h]	66.2	65.8	64.3	62.1	61.2	62.6	60.3
Avg. Dist. to Rail [m]	8.2	4.8	4.3	1.1	1.6	1.7	2.2
Avg. Stride Freq. [Hz]	2.3	2.5	2.4	2.4	2.4	2.4	2.3
Avg. Stride Length [m]	6.2	7.2	7.2	7.0	7.0	7.2	6.8



- [] Ranking at each section and finish
- .-.- No data available at this section
- NA No data available



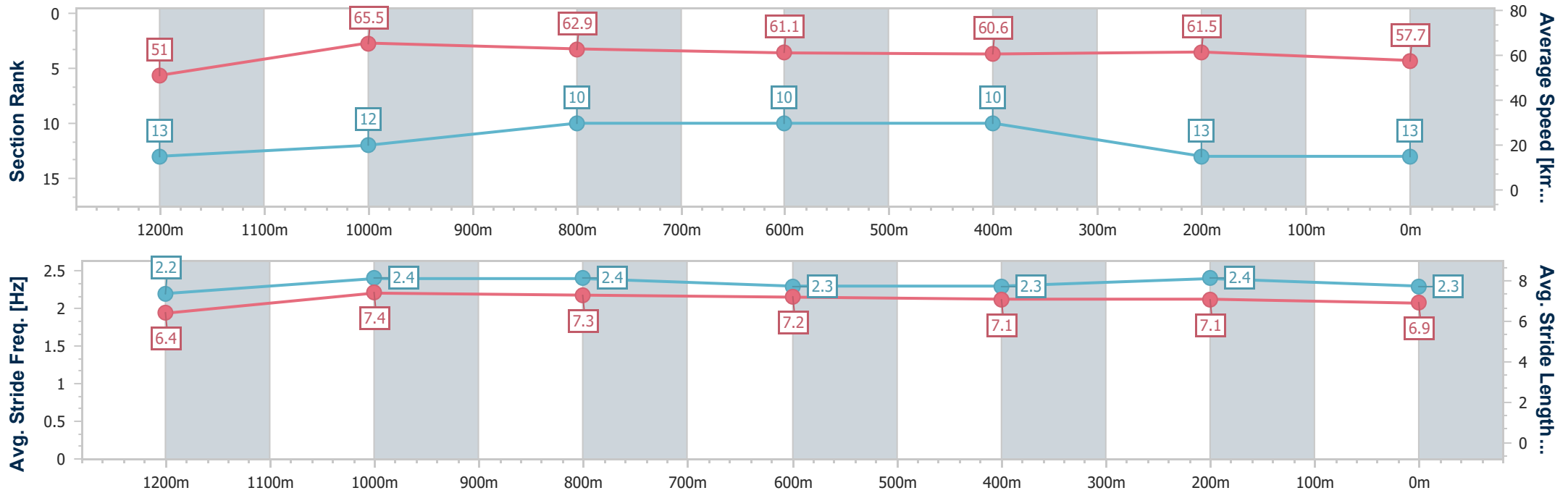
Horse/Jockey Name	Under The Cap
Final Rank	13
Fastest Section Time (Section)	0:11.00 (1200m)
Top Speed [km/h] (Section)	66.8 (1200m)
Race State	Finished



Sunshine Coast QLD Professional
 Race 8: COASTLINE BMW SUNSHINE COAST CUP - 1400m
 25 January 2025 - 16:28
 Track Rating: Good 4, Weather: Overcast, Rail Position: True



Section	Overall	1200m	1000m	800m	600m	400m	200m
Section Times	1:24.67 [13] (0:14.18)	1:10.49 [13] (0:11.00)	0:59.49 [12] (0:11.46)	0:48.03 [10] (0:11.90)	0:36.13 [10] (0:11.92)	0:24.21 [10] (0:11.71)	0:12.50 [13] (0:12.50)
Average Speed [km/h]	51.0	65.5	62.9	61.1	60.6	61.5	57.7
Top Speed [km/h]	65.6	66.8	64.0	62.4	61.7	62.2	60.1
Avg. Dist. to Rail [m]	12.3	2.5	2.0	1.2	0.6	2.2	3.1
Avg. Stride Freq. [Hz]	2.2	2.4	2.4	2.3	2.3	2.4	2.3
Avg. Stride Length [m]	6.4	7.4	7.3	7.2	7.1	7.1	6.9



- [] Ranking at each section and finish
- .-.- No data available at this section
- NA No data available



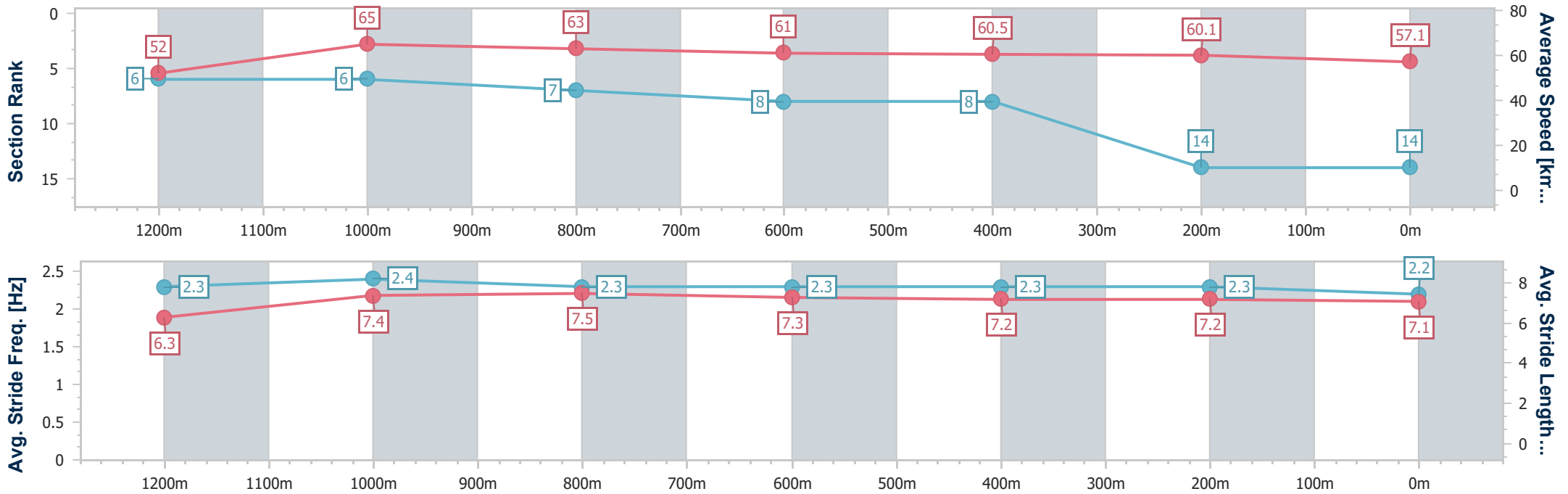
Horse/Jockey Name	Tapildoodledo
Final Rank	14
Fastest Section Time (Section)	0:11.09 (1200m)
Top Speed [km/h] (Section)	66.8 (1200m)
Race State	Finished



Sunshine Coast QLD Professional
 Race 8: COASTLINE BMW SUNSHINE COAST CUP - 1400m
 25 January 2025 - 16:28
 Track Rating: Good 4, Weather: Overcast, Rail Position: True



Section	Overall	1200m	1000m	800m	600m	400m	200m
Section Times	1:24.86 [14] (0:13.85)	1:11.01 [6] (0:11.09)	0:59.92 [6] (0:11.48)	0:48.44 [7] (0:11.91)	0:36.53 [8] (0:11.93)	0:24.60 [8] (0:11.99)	0:12.61 [14] (0:12.61)
Average Speed [km/h]	52.0	65.0	63.0	61.0	60.5	60.1	57.1
Top Speed [km/h]	66.2	66.8	64.1	62.5	61.1	61.2	59.0
Avg. Dist. to Rail [m]	5.2	3.2	2.4	1.5	0.6	3.7	5.2
Avg. Stride Freq. [Hz]	2.3	2.4	2.3	2.3	2.3	2.3	2.2
Avg. Stride Length [m]	6.3	7.4	7.5	7.3	7.2	7.2	7.1



- [] Ranking at each section and finish
- .-.- No data available at this section
- NA No data available



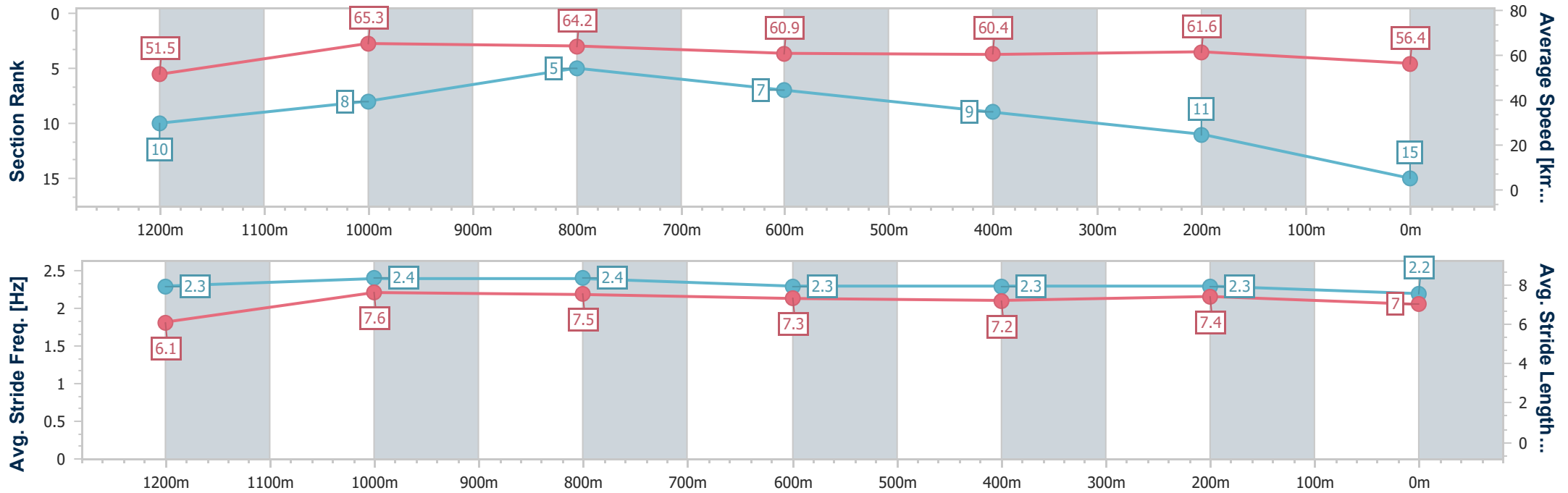
Horse/Jockey Name	Sinawann
Final Rank	15
Fastest Section Time (Section)	0:11.07 (1200m)
Top Speed [km/h] (Section)	66.5 (1000m)
Race State	Finished



Sunshine Coast QLD Professional
 Race 8: COASTLINE BMW SUNSHINE COAST CUP - 1400m
 25 January 2025 - 16:28
 Track Rating: Good 4, Weather: Overcast, Rail Position: True



Section	Overall	1200m	1000m	800m	600m	400m	200m
Section Times	1:24.87 [15] (0:13.97)	1:10.90 [10] (0:11.07)	0:59.83 [8] (0:11.26)	0:48.57 [5] (0:12.02)	0:36.55 [7] (0:12.09)	0:24.46 [9] (0:11.69)	0:12.77 [11] (0:12.77)
Average Speed [km/h]	51.5	65.3	64.2	60.9	60.4	61.6	56.4
Top Speed [km/h]	65.5	66.4	66.5	62.1	62.8	63.1	59.7
Avg. Dist. to Rail [m]	16.6	6.2	4.1	2.4	2.9	8.1	10.3
Avg. Stride Freq. [Hz]	2.3	2.4	2.4	2.3	2.3	2.3	2.2
Avg. Stride Length [m]	6.1	7.6	7.5	7.3	7.2	7.4	7.0



- [] Ranking at each section and finish
- .-.- No data available at this section
- NA No data available