

Track Rating: Good 4, Weather: Overcast, Rail Position: True

Section													Last 600m					
Field Times													0:34.33					
		Overall	1000m	800m	600m	400m	200m											
		1:11.64 (0:13.87)	0:57.77 (0:11.64)	0:46.13 (0:11.80)	0:34.33 (0:11.45)	0:22.88 (0:11.38)	0:11.50 (0:11.50)											
Rank	TAB	Horse/Jockey	Barrier	Top Speed [km/h]	Fastest Section												Margin	Distance Travelled [m]
1	6	METALART Michael Rodd	3	66.6 400m	0:10.95 400m	1:11.64 [1] (0:14.06)	0:57.58 [5] (0:11.95)	0:45.63 [6] (0:11.93)	0:33.70 [5] (0:11.43)	0:22.27 [4] (0:10.95)	0:11.32 [4] (0:11.32)	1:11.64	0:33.70					
2	7	MILLANE James Orman	4	65.8 400m	0:11.10 400m	1:11.91 [2] (0:13.96)	0:57.95 [2] (0:11.82)	0:46.13 [2] (0:11.86)	0:34.27 [2] (0:11.40)	0:22.87 [2] (0:11.10)	0:11.77 [1] (0:11.77)	1.5L	0:34.27	-1				
3	15	CENTRESTONE Ron Stewart	2	65.7 400m	0:11.06 400m	1:12.02 [3] (0:13.87)	0:58.15 [1] (0:11.98)	0:46.17 [3] (0:11.84)	0:34.33 [3] (0:11.43)	0:22.90 [3] (0:11.06)	0:11.84 [3] (0:11.84)	2L	0:34.33	-4				
4	8	READY FOR ANYTHING Ryan Maloney	9	65.8 400m	0:11.02 400m	1:12.04 [4] (0:14.33)	0:57.71 [8] (0:11.94)	0:45.77 [9] (0:11.87)	0:33.90 [8] (0:11.45)	0:22.45 [7] (0:11.02)	0:11.43 [5] (0:11.43)	2.1L	0:33.90	-2				
5	18	DIVINE OKAY Bailey Wheeler	10	64.7 1000m	0:11.40 400m	1:12.29 [5] (0:14.05)	0:58.24 [4] (0:11.46)	0:46.78 [1] (0:11.80)	0:34.98 [1] (0:11.45)	0:23.53 [1] (0:11.40)	0:12.13 [2] (0:12.13)	3.4L	0:34.98	-4				
6	12	BEWS Kyle Wilson-Taylor	19	68.0 Overall	0:11.04 400m	1:12.50 [6] (0:14.35)	0:58.15 [9] (0:11.99)	0:46.16 [10] (0:12.05)	0:34.11 [10] (0:11.35)	0:22.76 [10] (0:11.04)	0:11.72 [7] (0:11.72)	4.4L	0:34.11	-1				
7	14	YOSHINO Jake Bayliss	6	64.2 400m	0:11.31 400m	1:12.63 [7] (0:14.15)	0:58.48 [6] (0:11.91)	0:46.57 [7] (0:11.93)	0:34.64 [7] (0:11.42)	0:23.22 [5] (0:11.31)	0:11.91 [6] (0:11.91)	4.9L	0:34.64	-3				
8	13	STANDING ORDER Jag Guthmann-Chester	12	65.2 400m	0:11.29 400m	1:12.68 [8] (0:14.55)	0:58.13 [10] (0:11.69)	0:46.44 [8] (0:11.91)	0:34.53 [9] (0:11.57)	0:22.96 [9] (0:11.29)	0:11.67 [9] (0:11.67)	5.1L	0:34.53	-1				
9	1	EZEKEIL Andrew Mallyon	8	64.3 400m	0:11.35 400m	1:13.02 [9] (0:14.02)	0:59.00 [3] (0:11.89)	0:47.11 [5] (0:12.03)	0:35.08 [6] (0:11.57)	0:23.51 [6] (0:11.35)	0:12.16 [8] (0:12.16)	6.9L	0:35.08	+3				
10	19	STEP ON FIRE Mark Du Plessis	15	66.1 400m	0:11.12 400m	1:13.20 [10] (0:14.64)	0:58.56 [11] (0:11.87)	0:46.69 [11] (0:12.04)	0:34.65 [11] (0:11.50)	0:23.15 [11] (0:11.12)	0:12.03 [10] (0:12.03)	7.9L	0:34.65	-1				

Scratched: Atmosphere (#11), Black On Beauty (#9), Lost In Transit (#4), Zouperb (#10), Light Of Boom (#3), Hatchet (#2), Skywolf (#5), Lubrication (#16)



Sunshine Coast QLD Professional
Race 9: THE i4. COASTLINE BMW Class 6 Plate - 1200m
25 January 2025 - 17:10



Track Rating: Good 4, Weather: Overcast, Rail Position: True

Section		Overall	1000m	800m	600m	400m	200m	Last 600m					
Field Times		1:11.64 (0:13.87)	0:57.77 (0:11.64)	0:46.13 (0:11.80)	0:34.33 (0:11.45)	0:22.88 (0:11.38)	0:11.50 (0:11.50)	0:34.33					
Rank	TAB Horse/Jockey	Barrier	Top Speed [km/h]	Fastest Section									
11	17 DEEP BLAST	13	63.9	0:11.65	1:14.28 [11]	1:00.02 [7]	0:48.37 [4]	0:36.37 [4]	0:24.60 [8]	0:12.84 [11]	14.2L	0:36.37	+5
	Raul Silvera Olivera		1000m	1000m	(0:14.26)	(0:11.65)	(0:12.00)	(0:11.77)	(0:11.76)	(0:12.84)			

Scratched: Atmosphere (#11), Black On Beauty (#9), Lost In Transit (#4), Zouperb (#10), Light Of Boom (#3), Hatchet (#2), Skywolf (#5), Lubrication (#16)

[] Ranking at each section and finish
 -:-:- No data available at this section
 NA No data available

SCN Saddle cloth number
 DNF Did not finish
 DNT Did not track



Horse/Jockey Name	Metalart
Final Rank	1
Fastest Section Time (Section)	0:10.95 (400m)
Top Speed [km/h] (Section)	66.6 (400m)
Race State	Finished



Sunshine Coast QLD Professional

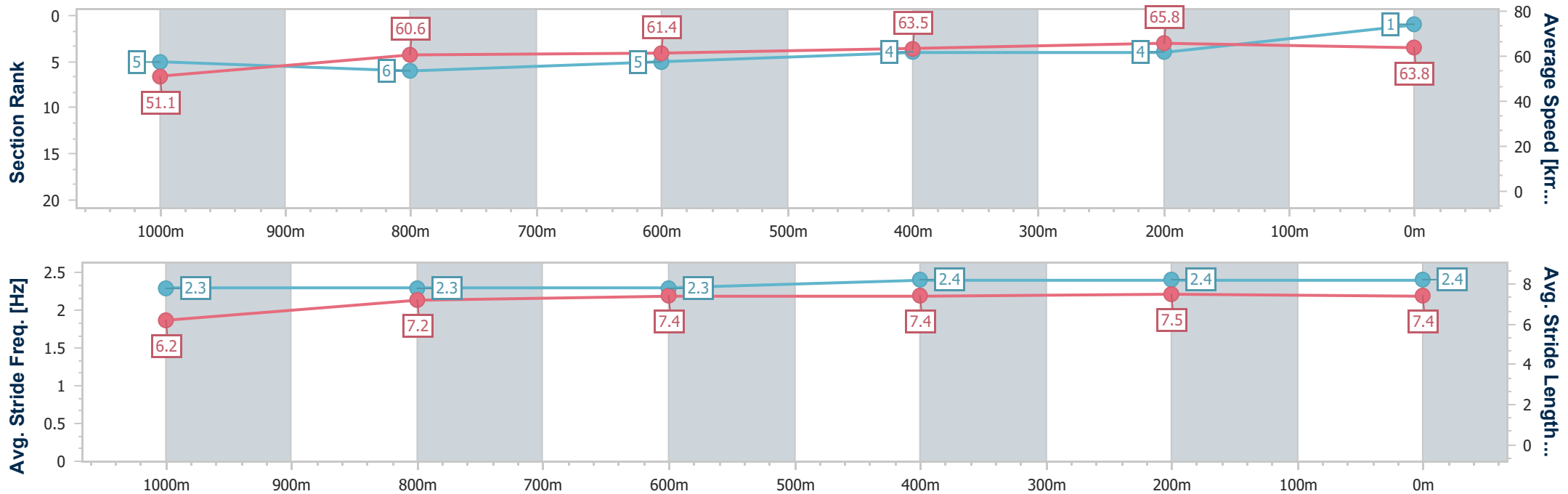
Race 9: THE i4. COASTLINE BMW Class 6 Plate - 1200m



25 January 2025 - 17:10

Track Rating: Good 4, Weather: Overcast, Rail Position: True

Section	Overall	1000m	800m	600m	400m	200m
Section Times	1:11.64 [1] (0:14.06)	0:57.58 [5] (0:11.95)	0:45.63 [6] (0:11.93)	0:33.70 [5] (0:11.43)	0:22.27 [4] (0:10.95)	0:11.32 [4] (0:11.32)
Average Speed [km/h]	51.1	60.6	61.4	63.5	65.8	63.8
Top Speed [km/h]	61.6	61.6	62.5	64.9	66.6	66.0
Avg. Dist. to Rail [m]	4.9	3.6	2.4	1.9	5.5	8.1
Avg. Stride Freq. [Hz]	2.3	2.3	2.3	2.4	2.4	2.4
Avg. Stride Length [m]	6.2	7.2	7.4	7.4	7.5	7.4



- [] Ranking at each section and finish
- .-.- No data available at this section
- NA No data available



Horse/Jockey Name	Millane
Final Rank	2
Fastest Section Time (Section)	0:11.10 (400m)
Top Speed [km/h] (Section)	65.8 (400m)
Race State	Finished



Sunshine Coast QLD Professional

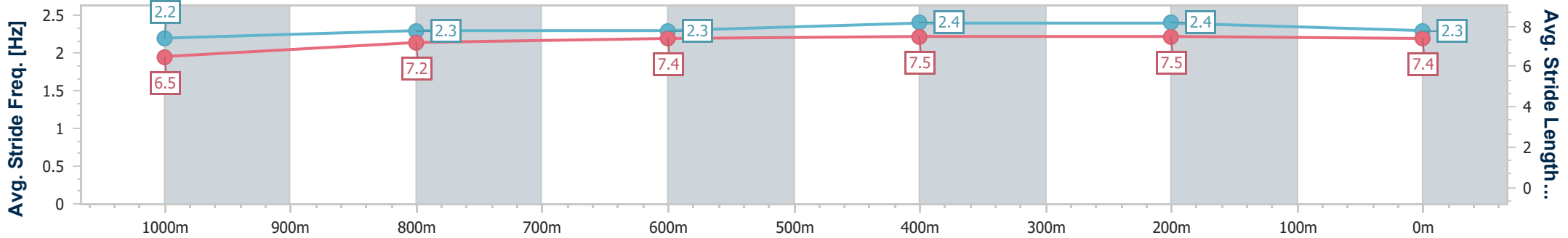
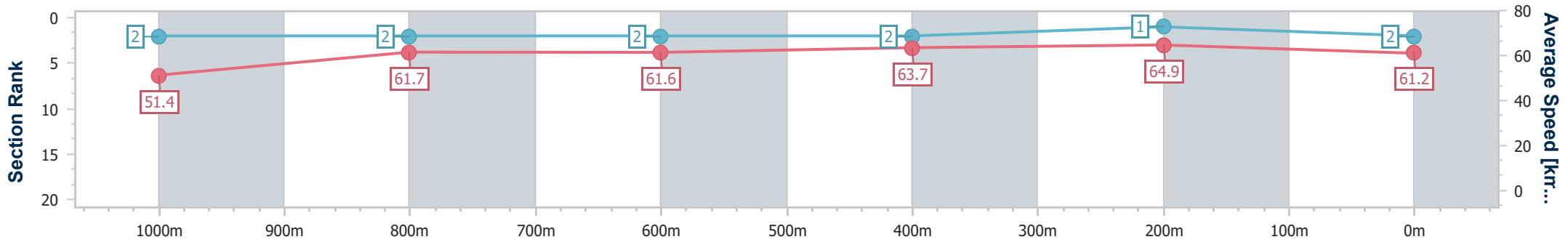
Race 9: THE i4. COASTLINE BMW Class 6 Plate - 1200m



25 January 2025 - 17:10

Track Rating: Good 4, Weather: Overcast, Rail Position: True

Section	Overall	1000m	800m	600m	400m	200m
Section Times	1:11.91 [2] (0:13.96)	0:57.95 [2] (0:11.82)	0:46.13 [2] (0:11.86)	0:34.27 [2] (0:11.40)	0:22.87 [2] (0:11.10)	0:11.77 [1] (0:11.77)
Average Speed [km/h]	51.4	61.7	61.6	63.7	64.9	61.2
Top Speed [km/h]	63.2	65.3	63.0	64.5	65.8	63.9
Avg. Dist. to Rail [m]	5.4	3.8	2.6	1.5	4.4	6.3
Avg. Stride Freq. [Hz]	2.2	2.3	2.3	2.4	2.4	2.3
Avg. Stride Length [m]	6.5	7.2	7.4	7.5	7.5	7.4



- [] Ranking at each section and finish
- .-.- No data available at this section
- NA No data available



Horse/Jockey Name	Centrestone
Final Rank	3
Fastest Section Time (Section)	0:11.06 (400m)
Top Speed [km/h] (Section)	65.7 (400m)
Race State	Finished



Sunshine Coast QLD Professional

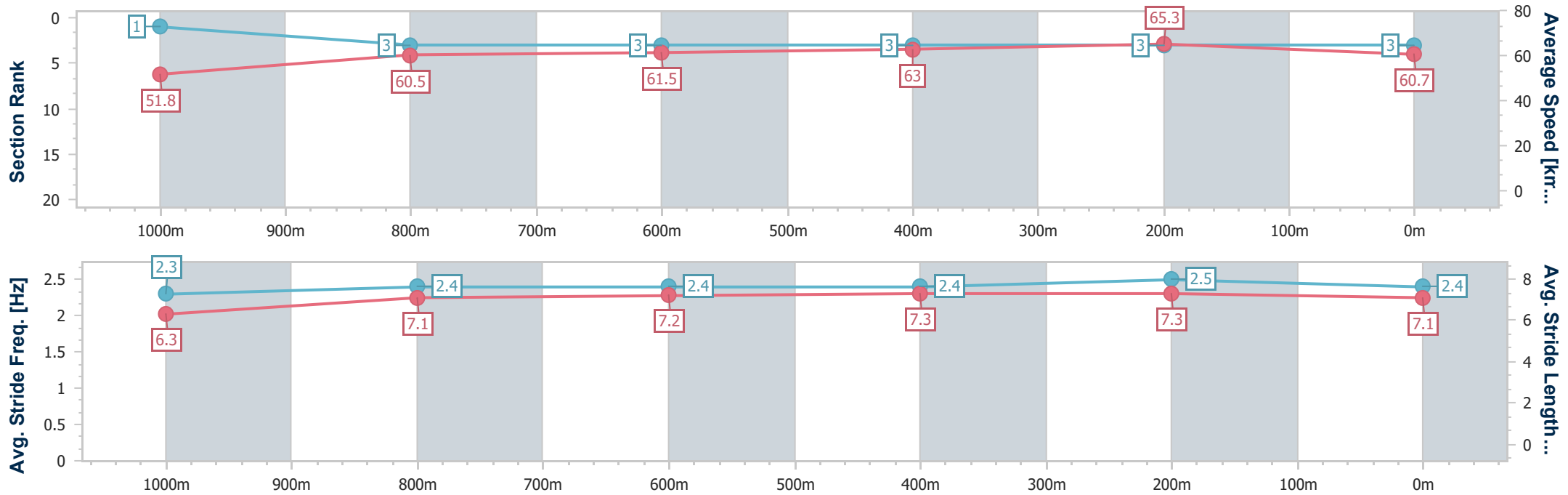
Race 9: THE i4. COASTLINE BMW Class 6 Plate - 1200m



25 January 2025 - 17:10

Track Rating: Good 4, Weather: Overcast, Rail Position: True

Section	Overall	1000m	800m	600m	400m	200m
Section Times	1:12.02 [3] (0:13.87)	0:58.15 [1] (0:11.98)	0:46.17 [3] (0:11.84)	0:34.33 [3] (0:11.43)	0:22.90 [3] (0:11.06)	0:11.84 [3] (0:11.84)
Average Speed [km/h]	51.8	60.5	61.5	63.0	65.3	60.7
Top Speed [km/h]	64.5	63.0	63.4	64.6	65.7	63.8
Avg. Dist. to Rail [m]	3.8	2.2	1.5	0.4	3.3	4.9
Avg. Stride Freq. [Hz]	2.3	2.4	2.4	2.4	2.5	2.4
Avg. Stride Length [m]	6.3	7.1	7.2	7.3	7.3	7.1



- [] Ranking at each section and finish
- .-.- No data available at this section
- NA No data available



Horse/Jockey Name	Ready For Anything
Final Rank	4
Fastest Section Time (Section)	0:11.02 (400m)
Top Speed [km/h] (Section)	65.8 (400m)
Race State	Finished



Sunshine Coast QLD Professional

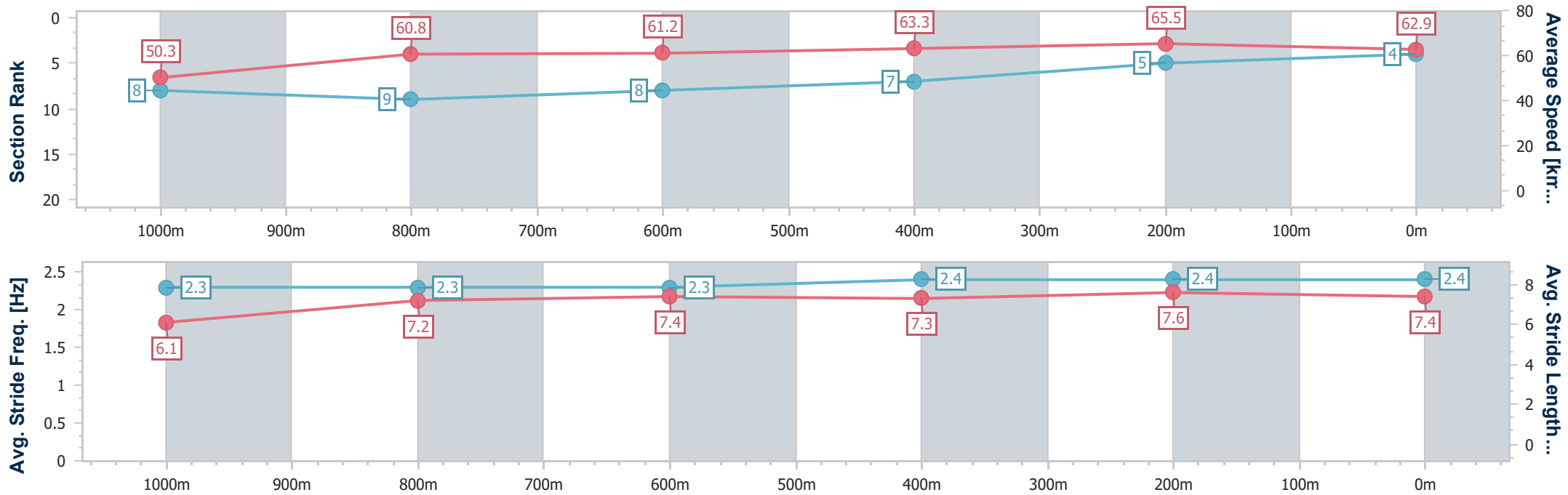
Race 9: THE i4. COASTLINE BMW Class 6 Plate - 1200m



25 January 2025 - 17:10

Track Rating: Good 4, Weather: Overcast, Rail Position: True

Section	Overall	1000m	800m	600m	400m	200m
Section Times	1:12.04 [4] (0:14.33)	0:57.71 [8] (0:11.94)	0:45.77 [9] (0:11.87)	0:33.90 [8] (0:11.45)	0:22.45 [7] (0:11.02)	0:11.43 [5] (0:11.43)
Average Speed [km/h]	50.3	60.8	61.2	63.3	65.5	62.9
Top Speed [km/h]	61.6	62.1	63.1	64.8	65.8	65.4
Avg. Dist. to Rail [m]	8.3	3.6	1.7	1.0	5.7	7.7
Avg. Stride Freq. [Hz]	2.3	2.3	2.3	2.4	2.4	2.4
Avg. Stride Length [m]	6.1	7.2	7.4	7.3	7.6	7.4



- [] Ranking at each section and finish
- .-.- No data available at this section
- NA No data available



Horse/Jockey Name	Divine Okay
Final Rank	5
Fastest Section Time (Section)	0:11.40 (400m)
Top Speed [km/h] (Section)	64.7 (1000m)
Race State	Finished



Sunshine Coast QLD Professional

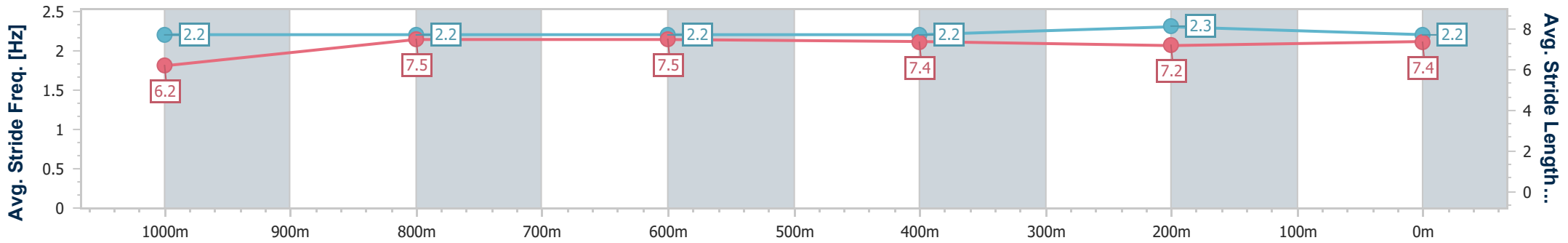
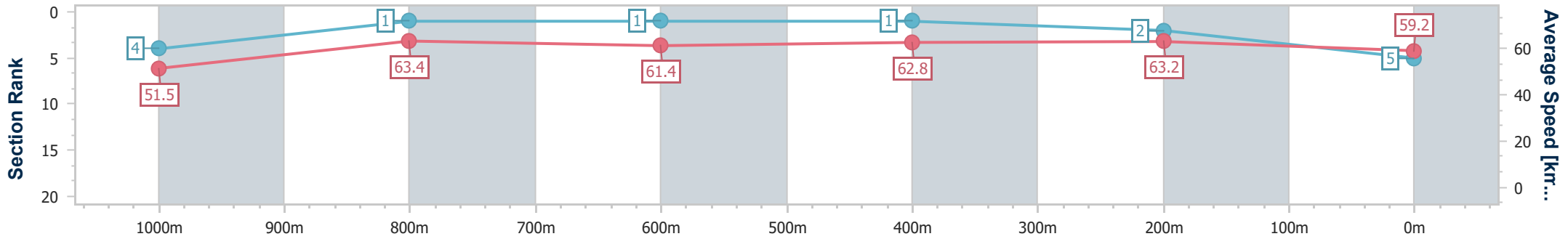
Race 9: THE i4. COASTLINE BMW Class 6 Plate - 1200m



25 January 2025 - 17:10

Track Rating: Good 4, Weather: Overcast, Rail Position: True

Section	Overall	1000m	800m	600m	400m	200m
Section Times	1:12.29 [5] (0:14.05)	0:58.24 [4] (0:11.46)	0:46.78 [1] (0:11.80)	0:34.98 [1] (0:11.45)	0:23.53 [1] (0:11.40)	0:12.13 [2] (0:12.13)
Average Speed [km/h]	51.5	63.4	61.4	62.8	63.2	59.2
Top Speed [km/h]	62.7	64.7	61.9	63.7	64.1	62.3
Avg. Dist. to Rail [m]	9.5	5.5	1.4	0.4	2.1	3.0
Avg. Stride Freq. [Hz]	2.2	2.2	2.2	2.2	2.3	2.2
Avg. Stride Length [m]	6.2	7.5	7.5	7.4	7.2	7.4



- [] Ranking at each section and finish
- .-.- No data available at this section
- NA No data available



Horse/Jockey Name	Bews
Final Rank	6
Fastest Section Time (Section)	0:11.04 (400m)
Top Speed [km/h] (Section)	68.0 (Overall)
Race State	Finished



Sunshine Coast QLD Professional

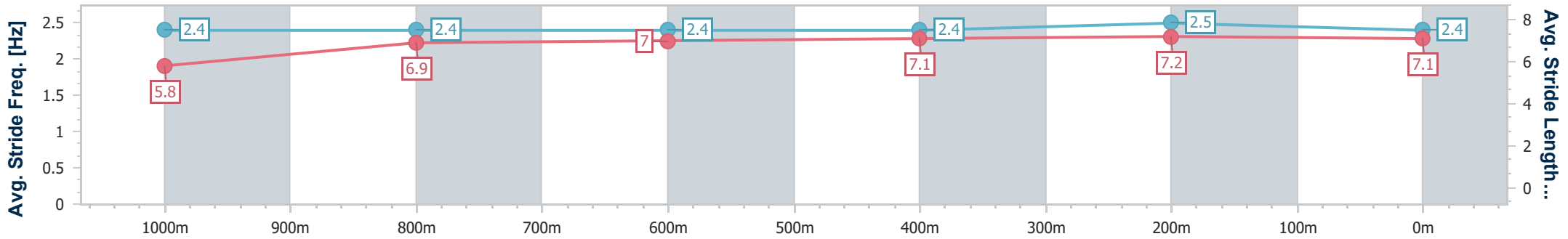
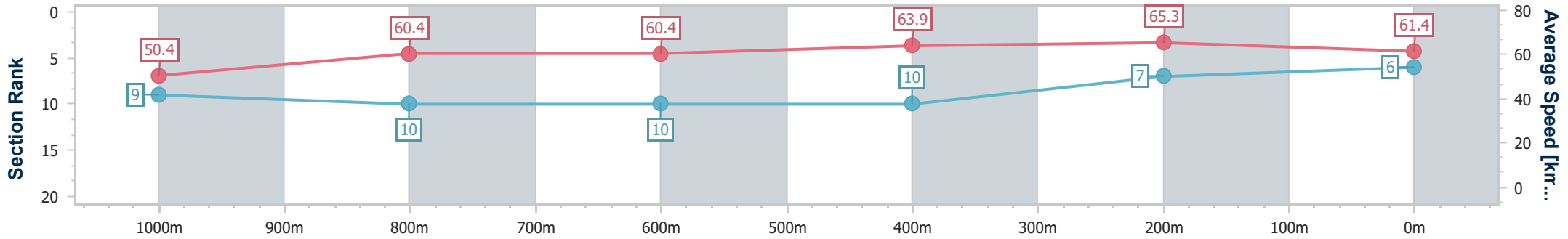
Race 9: THE i4. COASTLINE BMW Class 6 Plate - 1200m



25 January 2025 - 17:10

Track Rating: Good 4, Weather: Overcast, Rail Position: True

Section	Overall	1000m	800m	600m	400m	200m
Section Times	1:12.50 [6] (0:14.35)	0:58.15 [9] (0:11.99)	0:46.16 [10] (0:12.05)	0:34.11 [10] (0:11.35)	0:22.76 [10] (0:11.04)	0:11.72 [7] (0:11.72)
Average Speed [km/h]	50.4	60.4	60.4	63.9	65.3	61.4
Top Speed [km/h]	68.0	64.1	63.2	64.9	65.5	64.2
Avg. Dist. to Rail [m]	9.4	2.4	1.9	1.2	4.4	7.4
Avg. Stride Freq. [Hz]	2.4	2.4	2.4	2.4	2.5	2.4
Avg. Stride Length [m]	5.8	6.9	7.0	7.1	7.2	7.1



- [] Ranking at each section and finish
- .-.- No data available at this section
- NA No data available



Horse/Jockey Name	Yoshino
Final Rank	7
Fastest Section Time (Section)	0:11.31 (400m)
Top Speed [km/h] (Section)	64.2 (400m)
Race State	Finished



Sunshine Coast QLD Professional

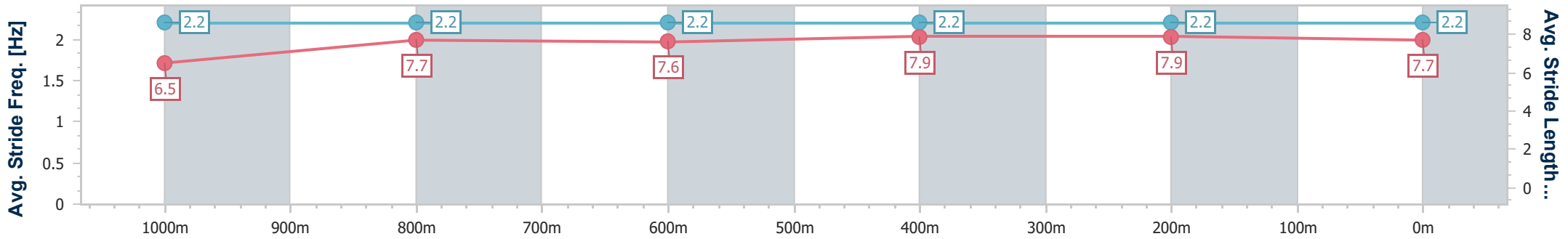
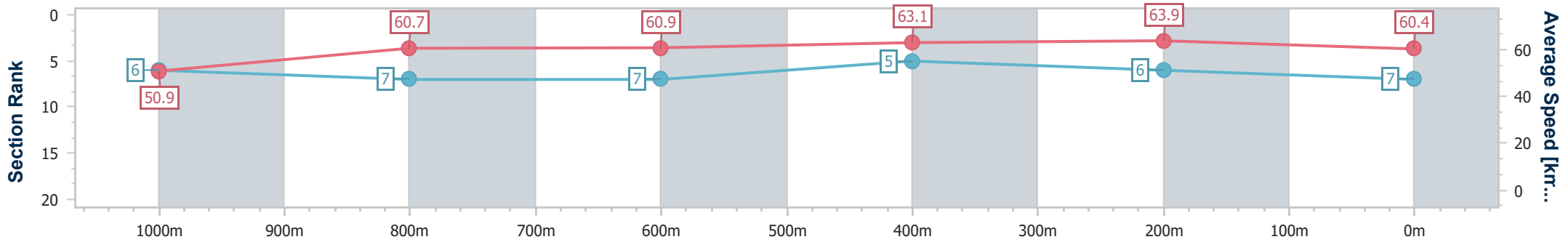
Race 9: THE i4. COASTLINE BMW Class 6 Plate - 1200m



25 January 2025 - 17:10

Track Rating: Good 4, Weather: Overcast, Rail Position: True

Section	Overall	1000m	800m	600m	400m	200m
Section Times	1:12.63 [7] (0:14.15)	0:58.48 [6] (0:11.91)	0:46.57 [7] (0:11.93)	0:34.64 [7] (0:11.42)	0:23.22 [5] (0:11.31)	0:11.91 [6] (0:11.91)
Average Speed [km/h]	50.9	60.7	60.9	63.1	63.9	60.4
Top Speed [km/h]	63.8	62.6	62.0	64.2	64.2	63.7
Avg. Dist. to Rail [m]	5.4	2.2	1.4	0.4	3.5	4.8
Avg. Stride Freq. [Hz]	2.2	2.2	2.2	2.2	2.2	2.2
Avg. Stride Length [m]	6.5	7.7	7.6	7.9	7.9	7.7



- [] Ranking at each section and finish
- .-.- No data available at this section
- NA No data available



Horse/Jockey Name	Standing Order
Final Rank	8
Fastest Section Time (Section)	0:11.29 (400m)
Top Speed [km/h] (Section)	65.2 (400m)
Race State	Finished



Sunshine Coast QLD Professional

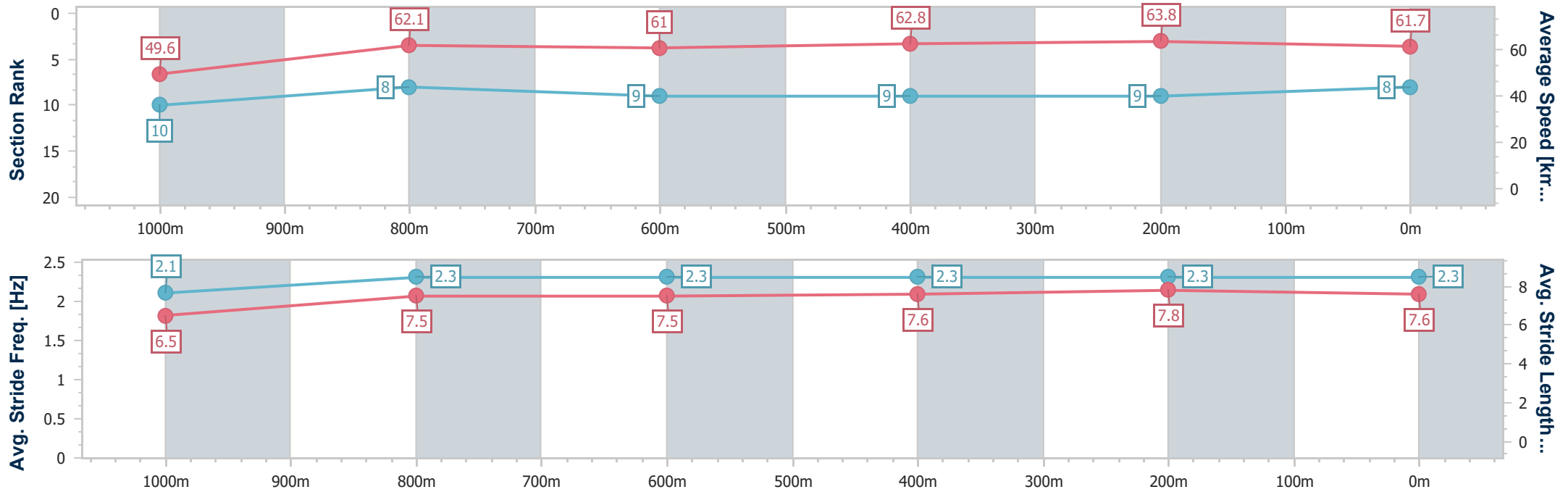
Race 9: THE i4. COASTLINE BMW Class 6 Plate - 1200m



25 January 2025 - 17:10

Track Rating: Good 4, Weather: Overcast, Rail Position: True

Section	Overall	1000m	800m	600m	400m	200m
Section Times	1:12.68 [8] (0:14.55)	0:58.13 [10] (0:11.69)	0:46.44 [8] (0:11.91)	0:34.53 [9] (0:11.57)	0:22.96 [9] (0:11.29)	0:11.67 [9] (0:11.67)
Average Speed [km/h]	49.6	62.1	61.0	62.8	63.8	61.7
Top Speed [km/h]	61.8	63.0	63.4	63.8	65.2	63.3
Avg. Dist. to Rail [m]	8.4	3.8	1.7	1.3	6.4	7.5
Avg. Stride Freq. [Hz]	2.1	2.3	2.3	2.3	2.3	2.3
Avg. Stride Length [m]	6.5	7.5	7.5	7.6	7.8	7.6



- [] Ranking at each section and finish
- .-.- No data available at this section
- NA No data available



Horse/Jockey Name	Ezekeil
Final Rank	9
Fastest Section Time (Section)	0:11.35 (400m)
Top Speed [km/h] (Section)	64.3 (400m)
Race State	Finished



Sunshine Coast QLD Professional

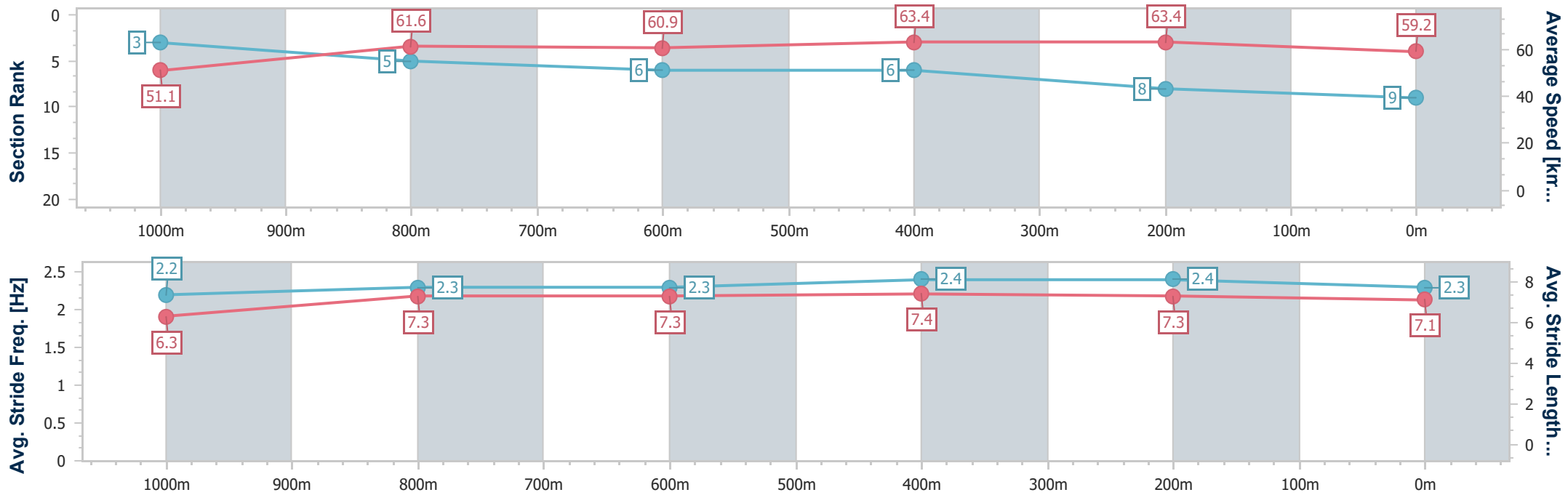
Race 9: THE i4. COASTLINE BMW Class 6 Plate - 1200m



25 January 2025 - 17:10

Track Rating: Good 4, Weather: Overcast, Rail Position: True

Section	Overall	1000m	800m	600m	400m	200m
Section Times	1:13.02 [9] (0:14.02)	0:59.00 [3] (0:11.89)	0:47.11 [5] (0:12.03)	0:35.08 [6] (0:11.57)	0:23.51 [6] (0:11.35)	0:12.16 [8] (0:12.16)
Average Speed [km/h]	51.1	61.6	60.9	63.4	63.4	59.2
Top Speed [km/h]	64.0	64.0	63.4	63.7	64.3	62.5
Avg. Dist. to Rail [m]	7.3	4.7	3.6	2.7	6.1	7.6
Avg. Stride Freq. [Hz]	2.2	2.3	2.3	2.4	2.4	2.3
Avg. Stride Length [m]	6.3	7.3	7.3	7.4	7.3	7.1



- [] Ranking at each section and finish
- .-.- No data available at this section
- NA No data available



Horse/Jockey Name	Step On Fire
Final Rank	10
Fastest Section Time (Section)	0:11.12 (400m)
Top Speed [km/h] (Section)	66.1 (400m)
Race State	Finished



Sunshine Coast QLD Professional

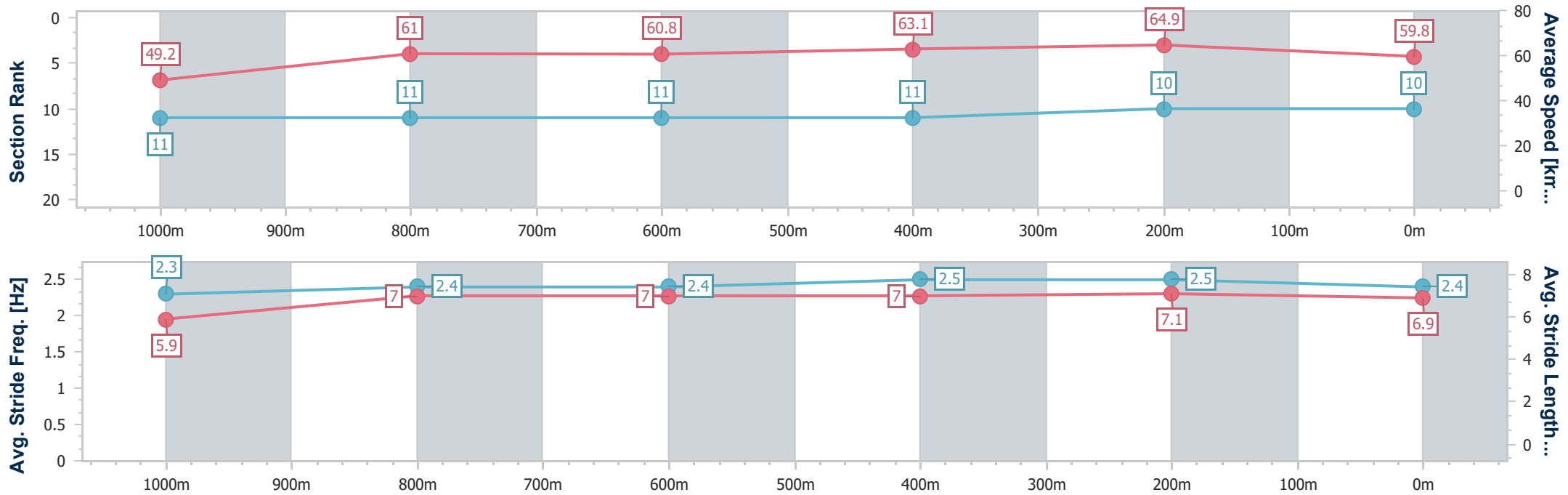
Race 9: THE i4. COASTLINE BMW Class 6 Plate - 1200m



25 January 2025 - 17:10

Track Rating: Good 4, Weather: Overcast, Rail Position: True

Section	Overall	1000m	800m	600m	400m	200m
Section Times	1:13.20 [10] (0:14.64)	0:58.56 [11] (0:11.87)	0:46.69 [11] (0:12.04)	0:34.65 [11] (0:11.50)	0:23.15 [11] (0:11.12)	0:12.03 [10] (0:12.03)
Average Speed [km/h]	49.2	61.0	60.8	63.1	64.9	59.8
Top Speed [km/h]	62.1	61.6	63.1	63.6	66.1	62.9
Avg. Dist. to Rail [m]	10.4	3.0	2.6	1.4	1.9	4.2
Avg. Stride Freq. [Hz]	2.3	2.4	2.4	2.5	2.5	2.4
Avg. Stride Length [m]	5.9	7.0	7.0	7.0	7.1	6.9



- [] Ranking at each section and finish
- .-.- No data available at this section
- NA No data available



Horse/Jockey Name	Deep Blast
Final Rank	11
Fastest Section Time (Section)	0:11.65 (1000m)
Top Speed [km/h] (Section)	63.9 (1000m)
Race State	Finished



Sunshine Coast QLD Professional

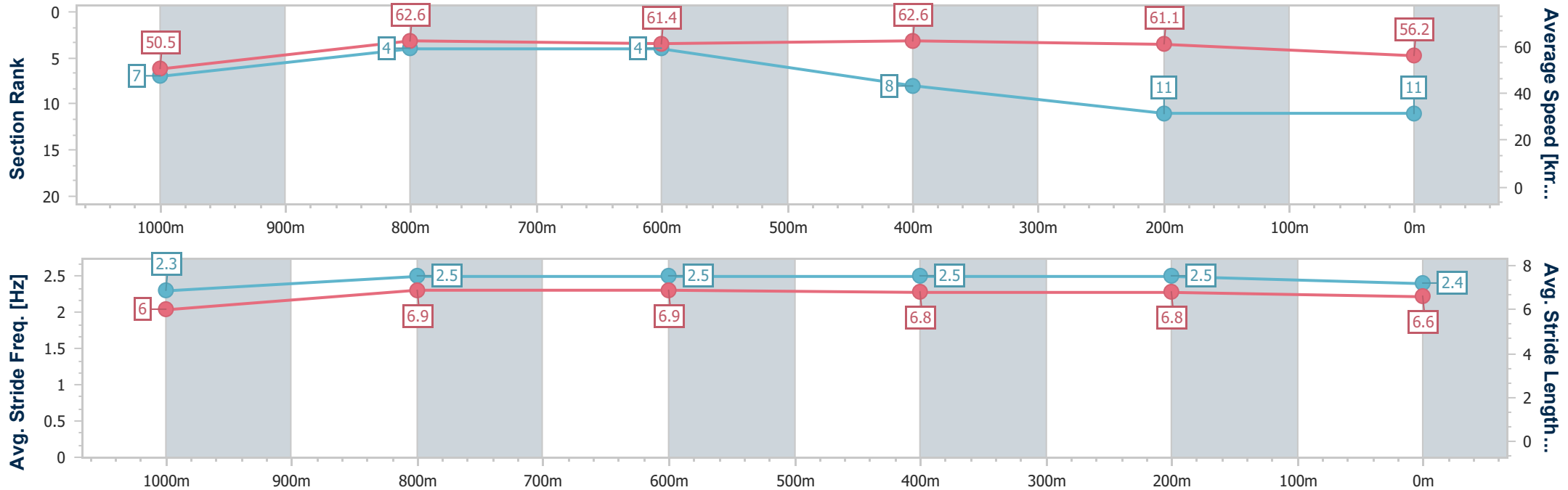
Race 9: THE i4. COASTLINE BMW Class 6 Plate - 1200m



25 January 2025 - 17:10

Track Rating: Good 4, Weather: Overcast, Rail Position: True

Section	Overall	1000m	800m	600m	400m	200m
Section Times	1:14.28 [11] (0:14.26)	1:00.02 [7] (0:11.65)	0:48.37 [4] (0:12.00)	0:36.37 [4] (0:11.77)	0:24.60 [8] (0:11.76)	0:12.84 [11] (0:12.84)
Average Speed [km/h]	50.5	62.6	61.4	62.6	61.1	56.2
Top Speed [km/h]	62.4	63.9	63.6	63.6	62.4	58.5
Avg. Dist. to Rail [m]	10.6	5.7	4.1	3.4	6.7	7.2
Avg. Stride Freq. [Hz]	2.3	2.5	2.5	2.5	2.5	2.4
Avg. Stride Length [m]	6.0	6.9	6.9	6.8	6.8	6.6



- [] Ranking at each section and finish
- .-.- No data available at this section
- NA No data available