



# Sunshine Coast QLD Professional

## Race 10: THE M2. COASTLINE BMW BENCHMARK 78 Handicap - 1400m

25 January 2025 - 17:50



Track Rating: Good 4, Weather: Overcast, Rail Position: True

Section		Overall	1200m	1000m	800m	600m	400m	Last 600m					
Field Times		1:24.59 (0:13.56)	1:11.03 (0:10.94)	1:00.09 (0:11.69)	0:48.40 (0:12.32)	0:36.08 (0:12.18)	0:23.90 (0:11.81)	0:36.08					
Rank	TAB	Horse/Jockey	Barrier	Top Speed [km/h]	Fastest Section	Distance Travelled [m]							
1	9	<b>RISING PACIFIC</b> James Orman	13	66.8 1200m	0:11.14 1200m	1:24.59 [1] (0:14.41)	1:10.18 [11] (0:11.14)	0:59.04 [8] (0:11.78)	0:47.26 [8] (0:12.12)	0:35.14 [9] (0:12.07)	0:23.07 [8] (0:11.25)	0:35.14	
2	6	<b>YET HE MOVES</b> Ryan Maloney	19	65.1 400m	0:11.16 400m	1:24.63 [2] (0:14.70)	1:09.93 [13] (0:11.35)	0:58.58 [13] (0:11.86)	0:46.72 [12] (0:11.98)	0:34.74 [12] (0:11.81)	0:22.93 [12] (0:11.16)	0:34.74	+0
3	21	<b>ONE BEAT NO BEAT</b> Jake Bayliss	3	66.1 1200m	0:11.07 1200m	1:24.72 [3] (0:13.90)	1:10.82 [5] (0:11.07)	0:59.75 [5] (0:11.81)	0:47.94 [5] (0:12.26)	0:35.68 [5] (0:12.00)	0:23.68 [3] (0:11.54)	0:35.68	-3
4	14	<b>GALIFIANAKIS</b> Justin Huxtable	15	66.8 400m	0:11.14 400m	1:24.74 [4] (0:14.62)	1:10.12 [12] (0:11.24)	0:58.88 [11] (0:11.82)	0:47.06 [11] (0:12.03)	0:35.03 [10] (0:11.90)	0:23.13 [11] (0:11.14)	0:35.03	-2
5	19	<b>RUNWITHTHETIDE</b> Bailey Wheeler	17	66.2 1200m	0:11.18 1200m	1:24.76 [5] (0:13.77)	1:10.99 [4] (0:11.18)	0:59.81 [4] (0:11.76)	0:48.05 [4] (0:12.20)	0:35.85 [4] (0:12.15)	0:23.70 [4] (0:11.50)	0:35.85	+2
6	7	<b>HOLLYWOOD NORTH</b> Cody Collis	9	66.7 1200m	0:10.94 1200m	1:24.77 [6] (0:13.56)	1:11.21 [1] (0:10.94)	1:00.27 [1] (0:11.69)	0:48.58 [1] (0:12.32)	0:36.26 [1] (0:12.18)	0:24.08 [1] (0:11.81)	0:36.26	-3
7	2	<b>NORTHERN PRIDE</b> Nikita Beriman	16	65.6 1200m	0:11.22 1200m	1:24.78 [7] (0:14.04)	1:10.74 [7] (0:11.22)	0:59.52 [7] (0:11.78)	0:47.74 [6] (0:12.12)	0:35.62 [6] (0:12.12)	0:23.50 [5] (0:11.32)	0:35.62	+1
8	10	<b>TOESONTHE NOSE</b> Jag Guthmann-Chester	2	66.7 Overall	0:11.22 1200m	1:25.05 [8] (0:13.99)	1:11.06 [6] (0:11.22)	0:59.84 [6] (0:11.83)	0:48.01 [7] (0:12.25)	0:35.76 [7] (0:12.03)	0:23.73 [7] (0:11.42)	0:35.76	-2
9	17	<b>ZHUANG SHI</b> Kyle Wilson-Taylor	4	65.0 1200m	0:11.34 1200m	1:25.36 [9] (0:14.39)	1:10.97 [10] (0:11.34)	0:59.63 [10] (0:11.95)	0:47.68 [10] (0:12.05)	0:35.63 [11] (0:11.86)	0:23.77 [10] (0:11.41)	0:35.63	+2
10	15	<b>WITHOUT THINKING</b> Samantha Collett	6	63.9 1200m	0:11.39 1200m	1:25.46 [10] (0:14.20)	1:11.26 [8] (0:11.39)	0:59.87 [9] (0:11.77)	0:48.10 [9] (0:12.01)	0:36.09 [8] (0:12.17)	0:23.92 [9] (0:11.59)	0:36.09	+1

Scratched: Disney Castle (#16), Under The Cap (#3), Roll Up (#5), Kipling's Journey (#8), Liberty Steps (#20), Hyde (#1), Mickey's Medal (#18), Bews (#4), Billionair Baby (#12)

[ ] Ranking at each section and finish  
 -:-:- No data available at this section  
 NA No data available

SCN Saddle cloth number  
 DNF Did not finish  
 DNT Did not track



# Sunshine Coast QLD Professional

## Race 10: THE M2. COASTLINE BMW BENCHMARK 78 Handicap - 1400m

25 January 2025 - 17:50



Track Rating: Good 4, Weather: Overcast, Rail Position: True

Section		Overall	1200m	1000m	800m	600m	400m	Last 600m				
Field Times		1:24.59 (0:13.56)	1:11.03 (0:10.94)	1:00.09 (0:11.69)	0:48.40 (0:12.32)	0:36.08 (0:12.18)	0:23.90 (0:11.81)	0:36.08				
Rank	TAB Horse/Jockey	Barrier	Top Speed [km/h]	Fastest Section	Distance Travelled [m]							
11	13 DENIED Emily Lang	1	67.0	0:10.96	1:26.21 [11] (0:13.71)	1:12.50 [3] (0:10.96)	1:01.54 [2] (0:11.72)	0:49.82 [2] (0:12.36)	0:37.46 [3] (0:12.17)	0:25.29 [2] (0:11.98)	0:37.46	-2
12	22 NORTH CHANNEL Mark Du Plessis	8	64.2	0:11.57	1:26.34 [12] (0:14.36)	1:11.98 [9] (0:11.57)	1:00.41 [12] (0:12.00)	0:48.41 [13] (0:12.14)	0:36.27 [13] (0:11.94)	0:24.33 [13] (0:11.77)	0:36.27	+1
13	11 TRIFLING Angela Jones	7	66.9	0:11.02	1:28.39 [13] (0:13.68)	1:14.71 [2] (0:11.02)	1:03.69 [3] (0:11.70)	0:51.99 [3] (0:12.31)	0:39.68 [2] (0:12.60)	0:27.08 [6] (0:12.75)	0:39.68	+1

Scratched: Disney Castle (#16), Under The Cap (#3), Roll Up (#5), Kipling's Journey (#8), Liberty Steps (#20), Hyde (#1), Mickey's Medal (#18), Bews (#4), Billionair Baby (#12)

[ ] Ranking at each section and finish  
 -:-:- No data available at this section  
 NA No data available

SCN Saddle cloth number  
 DNF Did not finish  
 DNT Did not track



# Sunshine Coast QLD Professional

## Race 10: THE M2. COASTLINE BMW BENCHMARK 78 Handicap - 1400m

25 January 2025 - 17:50



Track Rating: Good 4, Weather: Overcast, Rail Position: True

Section				200m				Last 600m	
Field Times				0:12.09 (0:12.09)				0:36.08	
Rank	TAB	Horse/Jockey	Barrier	Top Speed [km/h]	Fastest Section	Margin			Distance Travelled [m]
1	9	<b>RISING PACIFIC</b> James Orman	13	66.8 1200m	0:11.14 1200m	0:11.82 [7] (0:11.82)	1:24.59		0:35.14
2	6	<b>YET HE MOVES</b> Ryan Maloney	19	65.1 400m	0:11.16 400m	0:11.77 [8] (0:11.77)	0.2L		0:34.74 +0
3	21	<b>ONE BEAT NO BEAT</b> Jake Bayliss	3	66.1 1200m	0:11.07 1200m	0:12.14 [3] (0:12.14)	0.6L		0:35.68 -3
4	14	<b>GALIFIANAKIS</b> Justin Huxtable	15	66.8 400m	0:11.14 400m	0:11.99 [6] (0:11.99)	0.7L		0:35.03 -2
5	19	<b>RUNWITHTHETIDE</b> Bailey Wheeler	17	66.2 1200m	0:11.18 1200m	0:12.20 [2] (0:12.20)	0.8L		0:35.85 +2
6	7	<b>HOLLYWOOD NORTH</b> Cody Collis	9	66.7 1200m	0:10.94 1200m	0:12.27 [1] (0:12.27)	0.9L		0:36.26 -3
7	2	<b>NORTHERN PRIDE</b> Nikita Beriman	16	65.6 1200m	0:11.22 1200m	0:12.18 [4] (0:12.18)	1L		0:35.62 +1
8	10	<b>TOESONTHE NOSE</b> Jag Guthmann-Chester	2	66.7 Overall	0:11.22 1200m	0:12.31 [5] (0:12.31)	2.5L		0:35.76 -2
9	17	<b>ZHUANG SHI</b> Kyle Wilson-Taylor	4	65.0 1200m	0:11.34 1200m	0:12.36 [10] (0:12.36)	4.3L		0:35.63 +2
10	15	<b>WITHOUT THINKING</b> Samantha Collett	6	63.9 1200m	0:11.39 1200m	0:12.33 [11] (0:12.33)	4.7L		0:36.09 +1

Scratched: Disney Castle (#16), Under The Cap (#3), Roll Up (#5), Kipling's Journey (#8), Liberty Steps (#20), Hyde (#1), Mickey's Medal (#18), Bews (#4), Billionair Baby (#12)

[ ] Ranking at each section and finish  
 -:-:- No data available at this section  
 NA No data available

SCN Saddle cloth number  
 DNF Did not finish  
 DNT Did not track



**Sunshine Coast QLD Professional**  
**Race 10: THE M2. COASTLINE BMW BENCHMARK 78 Handicap - 1400m**  
 25 January 2025 - 17:50



Track Rating: Good 4, Weather: Overcast, Rail Position: True

Section				200m				Last 600m	
Field Times				0:12.09 (0:12.09)				0:36.08	
Rank	TAB	Horse/Jockey	Barrier	Top Speed [km/h]	Fastest Section	Margin			Distance Travelled [m]
11	13	<b>DENIED</b> Emily Lang	1	67.0 Overall	0:10.96 1200m	0:13.31 [9] (0:13.31)	9L		0:37.46 -2
12	22	<b>NORTH CHANNEL</b> Mark Du Plessis	8	64.2 1200m	0:11.57 1200m	0:12.56 [12] (0:12.56)	9.5L		0:36.27 +1
13	11	<b>TRIFLING</b> Angela Jones	7	66.9 1200m	0:11.02 1200m	0:14.33 [13] (0:14.33)	21.5L		0:39.68 +1

Scratched: Disney Castle (#16), Under The Cap (#3), Roll Up (#5), Kipling's Journey (#8), Liberty Steps (#20), Hyde (#1), Mickey's Medal (#18), Bews (#4), Billionair Baby (#12)

[ ] Ranking at each section and finish  
 -:-:-:- No data available at this section  
 NA No data available

SCN Saddle cloth number  
 DNF Did not finish  
 DNT Did not track



Horse/Jockey Name	Rising Pacific
Final Rank	1
Fastest Section Time (Section)	0:11.14 (1200m)
Top Speed [km/h] (Section)	66.8 (1200m)
Race State	Finished



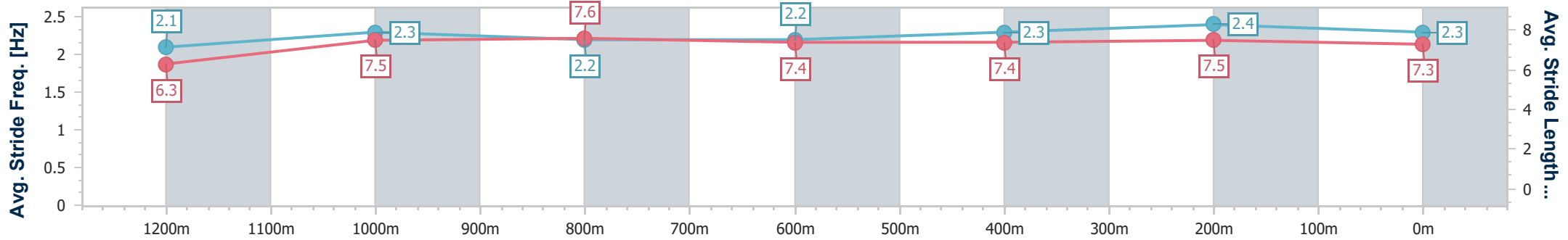
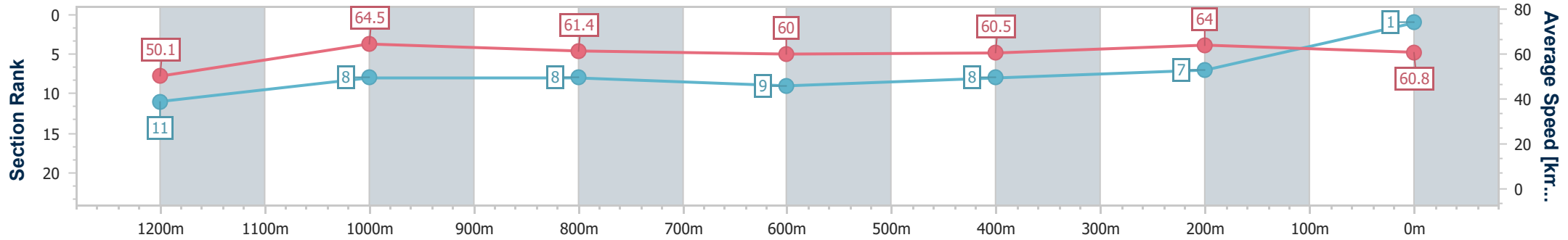
Sunshine Coast QLD Professional  
 Race 10: THE M2. COASTLINE BMW BENCHMARK 78  
 Handicap - 1400m



25 January 2025 - 17:50

Track Rating: Good 4, Weather: Overcast, Rail Position: True

Section	Overall	1200m	1000m	800m	600m	400m	200m
Section Times	1:24.59 [1] (0:14.41)	1:10.18 [11] (0:11.14)	0:59.04 [8] (0:11.78)	0:47.26 [8] (0:12.12)	0:35.14 [9] (0:12.07)	0:23.07 [8] (0:11.25)	0:11.82 [7] (0:11.82)
Average Speed [km/h]	50.1	64.5	61.4	60.0	60.5	64.0	60.8
Top Speed [km/h]	66.8	66.8	62.7	60.7	63.2	65.1	62.9
Avg. Dist. to Rail [m]	9.4	2.6	2.1	1.8	1.9	7.5	8.1
Avg. Stride Freq. [Hz]	2.1	2.3	2.2	2.2	2.3	2.4	2.3
Avg. Stride Length [m]	6.3	7.5	7.6	7.4	7.4	7.5	7.3



- [ ] Ranking at each section and finish
- .-.- No data available at this section
- NA No data available



Horse/Jockey Name	Yet He Moves
Final Rank	2
Fastest Section Time (Section)	0:11.16 (400m)
Top Speed [km/h] (Section)	65.1 (400m)
Race State	Finished



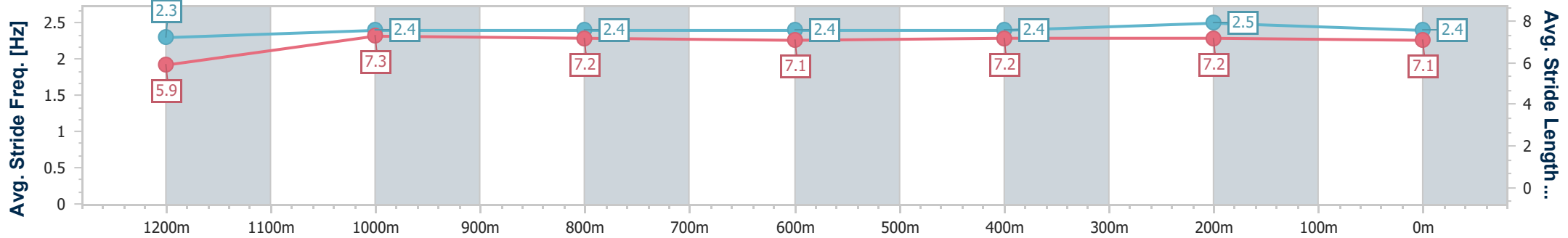
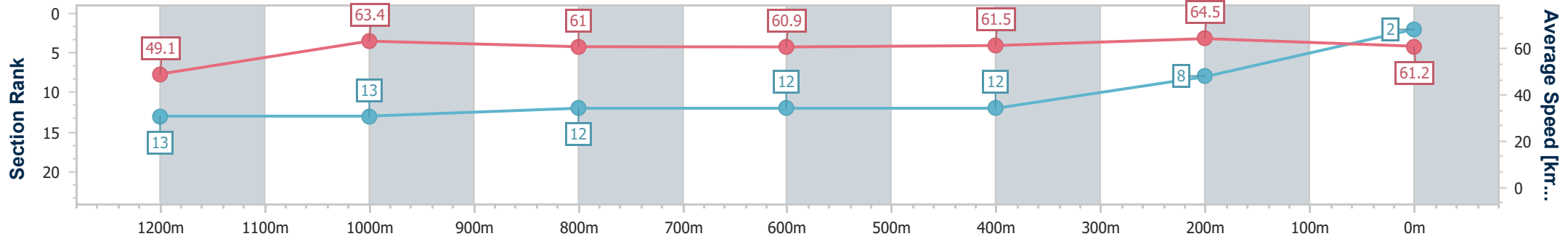
Sunshine Coast QLD Professional  
 Race 10: THE M2. COASTLINE BMW BENCHMARK 78  
 Handicap - 1400m



25 January 2025 - 17:50

Track Rating: Good 4, Weather: Overcast, Rail Position: True

Section	Overall	1200m	1000m	800m	600m	400m	200m
Section Times	1:24.63 [2] (0:14.70)	1:09.93 [13] (0:11.35)	0:58.58 [13] (0:11.86)	0:46.72 [12] (0:11.98)	0:34.74 [12] (0:11.81)	0:22.93 [12] (0:11.16)	0:11.77 [8] (0:11.77)
Average Speed [km/h]	49.1	63.4	61.0	60.9	61.5	64.5	61.2
Top Speed [km/h]	61.1	65.0	62.2	61.4	63.7	65.1	64.6
Avg. Dist. to Rail [m]	14.0	4.0	2.6	1.7	1.9	5.7	5.8
Avg. Stride Freq. [Hz]	2.3	2.4	2.4	2.4	2.4	2.5	2.4
Avg. Stride Length [m]	5.9	7.3	7.2	7.1	7.2	7.2	7.1



- [ ] Ranking at each section and finish
- .-.- No data available at this section
- NA No data available



Horse/Jockey Name	One Beat No Beat
Final Rank	3
Fastest Section Time (Section)	0:11.07 (1200m)
Top Speed [km/h] (Section)	66.1 (1200m)
Race State	Finished



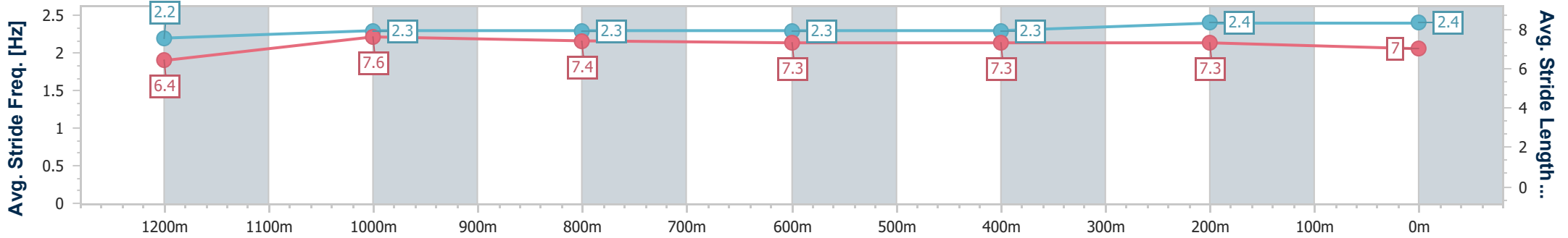
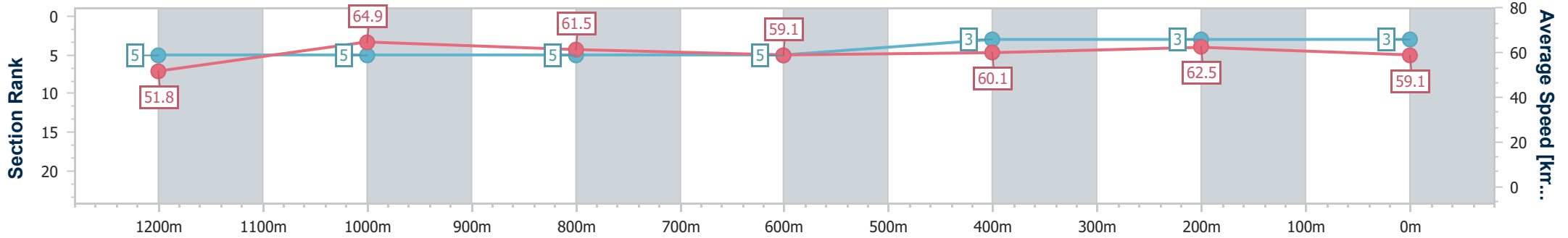
Sunshine Coast QLD Professional  
 Race 10: THE M2. COASTLINE BMW BENCHMARK 78  
 Handicap - 1400m



25 January 2025 - 17:50

Track Rating: Good 4, Weather: Overcast, Rail Position: True

Section	Overall	1200m	1000m	800m	600m	400m	200m
Section Times	1:24.72 [3] (0:13.90)	1:10.82 [5] (0:11.07)	0:59.75 [5] (0:11.81)	0:47.94 [5] (0:12.26)	0:35.68 [5] (0:12.00)	0:23.68 [3] (0:11.54)	0:12.14 [3] (0:12.14)
Average Speed [km/h]	51.8	64.9	61.5	59.1	60.1	62.5	59.1
Top Speed [km/h]	65.7	66.1	62.9	60.2	61.6	63.5	61.7
Avg. Dist. to Rail [m]	7.6	4.0	2.3	1.3	0.4	2.1	1.9
Avg. Stride Freq. [Hz]	2.2	2.3	2.3	2.3	2.3	2.4	2.4
Avg. Stride Length [m]	6.4	7.6	7.4	7.3	7.3	7.3	7.0



- [ ] Ranking at each section and finish
- .-.- No data available at this section
- NA No data available



Horse/Jockey Name	Galifianakis
Final Rank	4
Fastest Section Time (Section)	0:11.14 (400m)
Top Speed [km/h] (Section)	66.8 (400m)
Race State	Finished



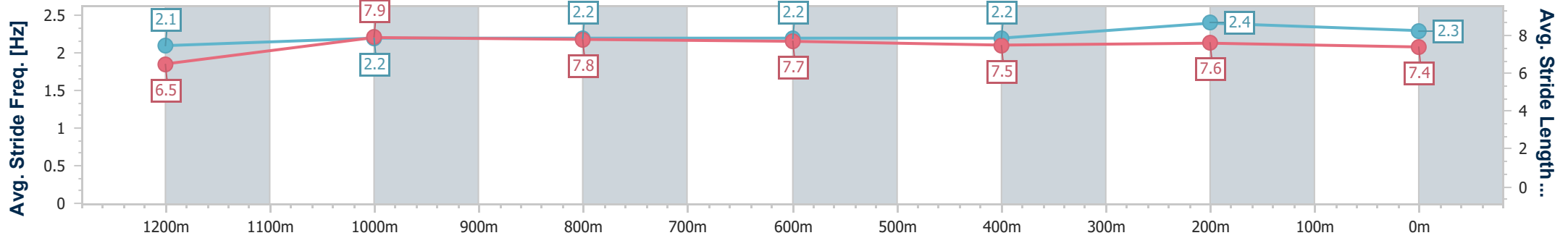
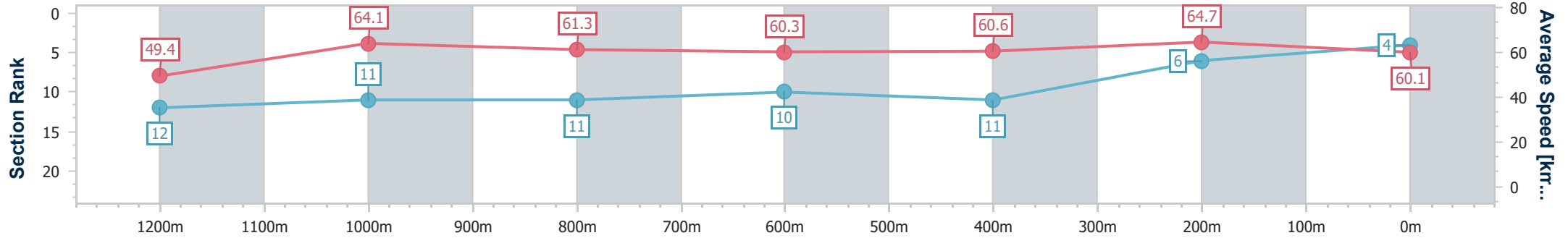
Sunshine Coast QLD Professional  
Race 10: THE M2. COASTLINE BMW BENCHMARK 78  
Handicap - 1400m



25 January 2025 - 17:50

Track Rating: Good 4, Weather: Overcast, Rail Position: True

Section	Overall	1200m	1000m	800m	600m	400m	200m
Section Times	1:24.74 [4] (0:14.62)	1:10.12 [12] (0:11.24)	0:58.88 [11] (0:11.82)	0:47.06 [11] (0:12.03)	0:35.03 [10] (0:11.90)	0:23.13 [11] (0:11.14)	0:11.99 [6] (0:11.99)
Average Speed [km/h]	49.4	64.1	61.3	60.3	60.6	64.7	60.1
Top Speed [km/h]	64.5	65.5	62.4	61.1	62.7	66.8	62.9
Avg. Dist. to Rail [m]	11.7	3.7	2.4	1.7	0.5	2.5	2.1
Avg. Stride Freq. [Hz]	2.1	2.2	2.2	2.2	2.2	2.4	2.3
Avg. Stride Length [m]	6.5	7.9	7.8	7.7	7.5	7.6	7.4



- [ ] Ranking at each section and finish
- .-.- No data available at this section
- NA No data available





Horse/Jockey Name	Runwiththetide
Final Rank	5
Fastest Section Time (Section)	0:11.18 (1200m)
Top Speed [km/h] (Section)	66.2 (1200m)
Race State	Finished



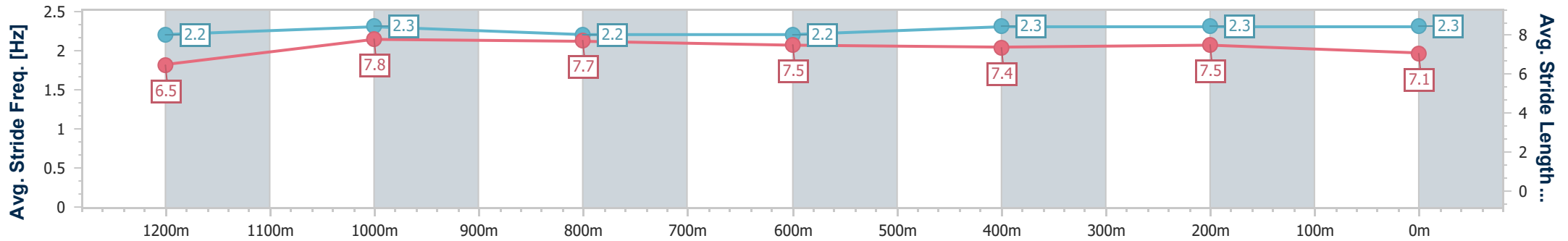
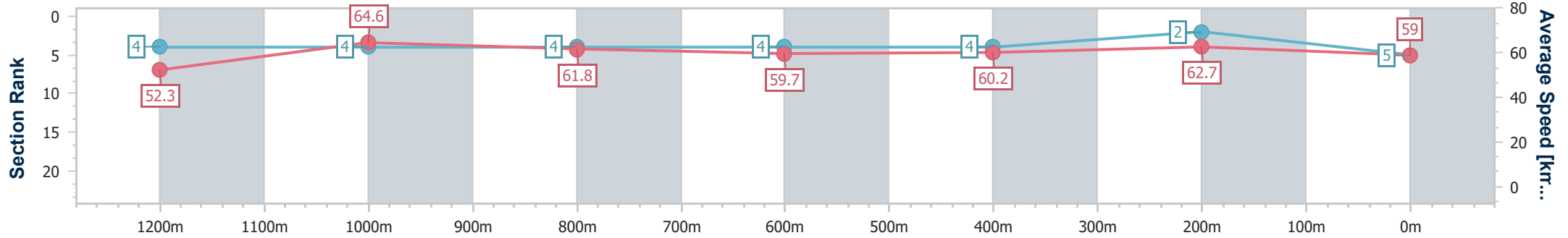
Sunshine Coast QLD Professional  
 Race 10: THE M2. COASTLINE BMW BENCHMARK 78  
 Handicap - 1400m



25 January 2025 - 17:50

Track Rating: Good 4, Weather: Overcast, Rail Position: True

Section	Overall	1200m	1000m	800m	600m	400m	200m
Section Times	1:24.76 [5] (0:13.77)	1:10.99 [4] (0:11.18)	0:59.81 [4] (0:11.76)	0:48.05 [4] (0:12.20)	0:35.85 [4] (0:12.15)	0:23.70 [4] (0:11.50)	0:12.20 [2] (0:12.20)
Average Speed [km/h]	52.3	64.6	61.8	59.7	60.2	62.7	59.0
Top Speed [km/h]	66.1	66.2	62.9	60.8	62.6	63.6	61.7
Avg. Dist. to Rail [m]	15.4	5.7	3.0	2.3	2.7	6.4	5.5
Avg. Stride Freq. [Hz]	2.2	2.3	2.2	2.2	2.3	2.3	2.3
Avg. Stride Length [m]	6.5	7.8	7.7	7.5	7.4	7.5	7.1



- [ ] Ranking at each section and finish
- .-.- No data available at this section
- NA No data available



Horse/Jockey Name	Hollywood North
Final Rank	6
Fastest Section Time (Section)	0:10.94 (1200m)
Top Speed [km/h] (Section)	66.7 (1200m)
Race State	Finished



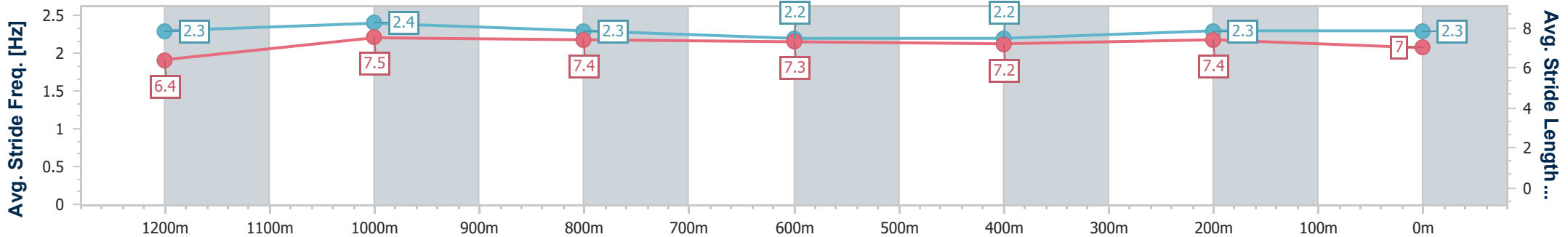
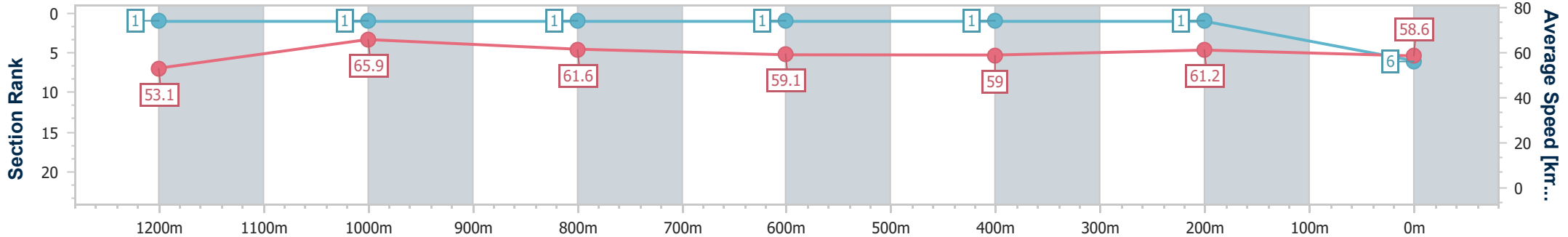
Sunshine Coast QLD Professional  
 Race 10: THE M2. COASTLINE BMW BENCHMARK 78  
 Handicap - 1400m



25 January 2025 - 17:50

Track Rating: Good 4, Weather: Overcast, Rail Position: True

Section	Overall	1200m	1000m	800m	600m	400m	200m
Section Times	1:24.77 [6] (0:13.56)	1:11.21 [1] (0:10.94)	1:00.27 [1] (0:11.69)	0:48.58 [1] (0:12.32)	0:36.26 [1] (0:12.18)	0:24.08 [1] (0:11.81)	0:12.27 [1] (0:12.27)
Average Speed [km/h]	53.1	65.9	61.6	59.1	59.0	61.2	58.6
Top Speed [km/h]	65.9	66.7	64.4	59.6	60.3	61.7	60.6
Avg. Dist. to Rail [m]	12.7	6.7	3.1	1.3	0.4	3.2	2.9
Avg. Stride Freq. [Hz]	2.3	2.4	2.3	2.2	2.2	2.3	2.3
Avg. Stride Length [m]	6.4	7.5	7.4	7.3	7.2	7.4	7.0



- [ ] Ranking at each section and finish
- .-.- No data available at this section
- NA No data available



Horse/Jockey Name	Northern Pride
Final Rank	7
Fastest Section Time (Section)	0:11.22 (1200m)
Top Speed [km/h] (Section)	65.6 (1200m)
Race State	Finished



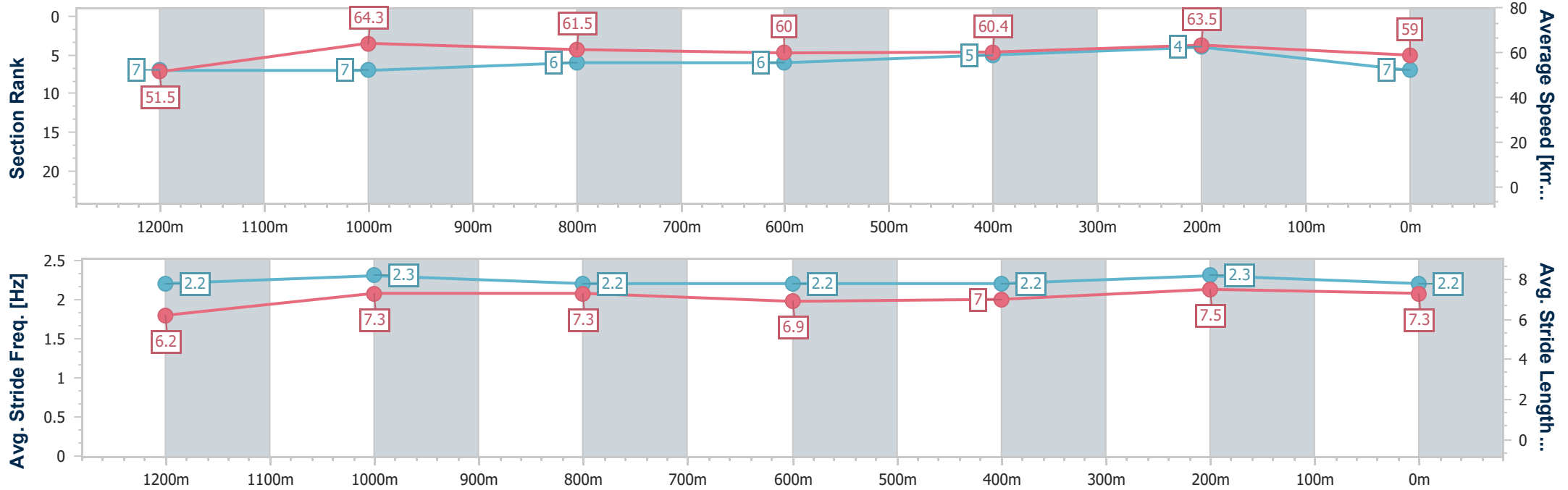
Sunshine Coast QLD Professional  
 Race 10: THE M2. COASTLINE BMW BENCHMARK 78  
 Handicap - 1400m



25 January 2025 - 17:50

Track Rating: Good 4, Weather: Overcast, Rail Position: True

Section	Overall	1200m	1000m	800m	600m	400m	200m
Section Times	1:24.78 [7] (0:14.04)	1:10.74 [7] (0:11.22)	0:59.52 [7] (0:11.78)	0:47.74 [6] (0:12.12)	0:35.62 [6] (0:12.12)	0:23.50 [5] (0:11.32)	0:12.18 [4] (0:12.18)
Average Speed [km/h]	51.5	64.3	61.5	60.0	60.4	63.5	59.0
Top Speed [km/h]	65.5	65.6	63.8	61.2	63.2	64.3	62.2
Avg. Dist. to Rail [m]	13.3	4.6	3.1	2.3	2.0	6.1	6.3
Avg. Stride Freq. [Hz]	2.2	2.3	2.2	2.2	2.2	2.3	2.2
Avg. Stride Length [m]	6.2	7.3	7.3	6.9	7.0	7.5	7.3



- [ ] Ranking at each section and finish
- .-.- No data available at this section
- NA No data available



Horse/Jockey Name	Toesonthenose
Final Rank	8
Fastest Section Time (Section)	0:11.22 (1200m)
Top Speed [km/h] (Section)	66.7 (Overall)
Race State	Finished



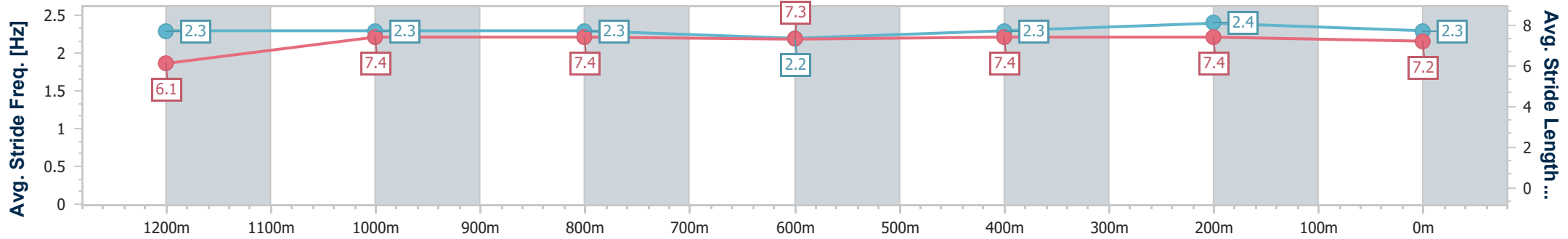
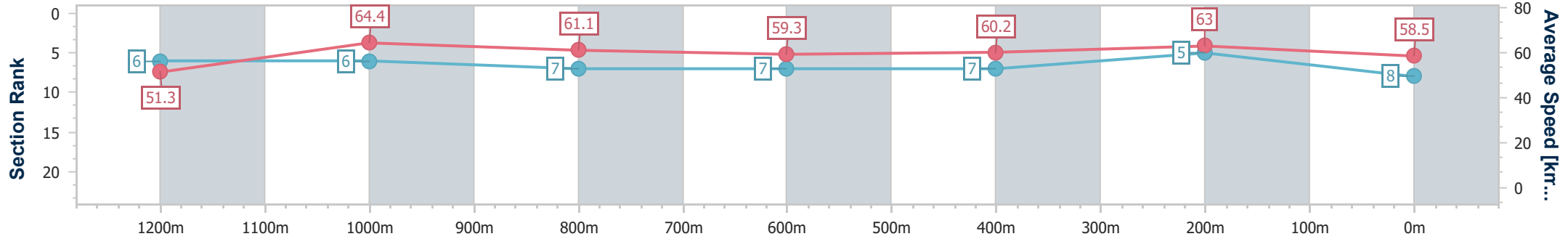
Sunshine Coast QLD Professional  
 Race 10: THE M2. COASTLINE BMW BENCHMARK 78  
 Handicap - 1400m



25 January 2025 - 17:50

Track Rating: Good 4, Weather: Overcast, Rail Position: True

Section	Overall	1200m	1000m	800m	600m	400m	200m
Section Times	1:25.05 [8] (0:13.99)	1:11.06 [6] (0:11.22)	0:59.84 [6] (0:11.83)	0:48.01 [7] (0:12.25)	0:35.76 [7] (0:12.03)	0:23.73 [7] (0:11.42)	0:12.31 [5] (0:12.31)
Average Speed [km/h]	51.3	64.4	61.1	59.3	60.2	63.0	58.5
Top Speed [km/h]	66.7	66.6	62.8	60.2	61.9	64.2	61.5
Avg. Dist. to Rail [m]	6.2	3.1	2.2	1.5	0.7	3.7	4.7
Avg. Stride Freq. [Hz]	2.3	2.3	2.3	2.2	2.3	2.4	2.3
Avg. Stride Length [m]	6.1	7.4	7.4	7.3	7.4	7.4	7.2



- [ ] Ranking at each section and finish
- .-.- No data available at this section
- NA No data available



Horse/Jockey Name	Zhuang Shi
Final Rank	9
Fastest Section Time (Section)	0:11.34 (1200m)
Top Speed [km/h] (Section)	65.0 (1200m)
Race State	Finished



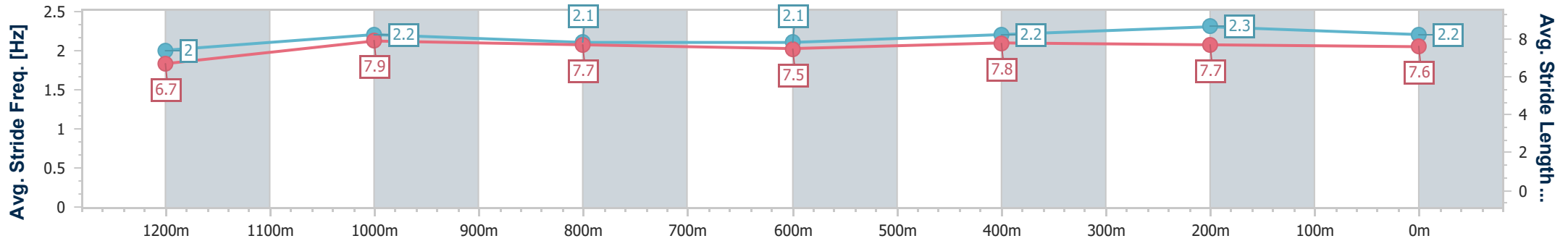
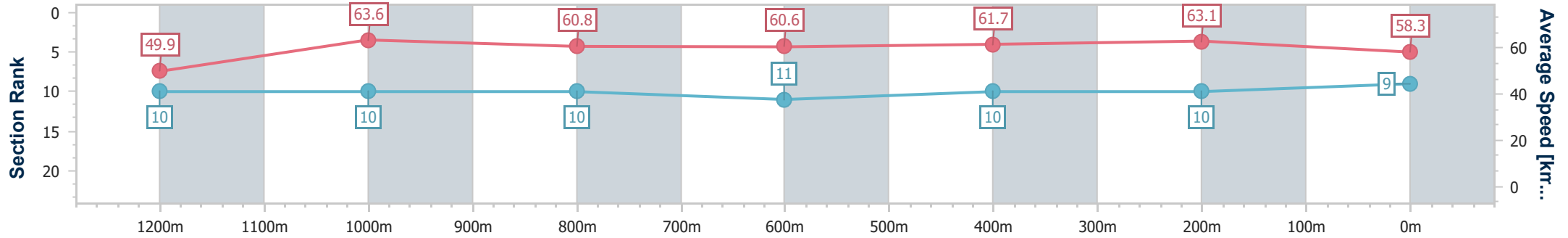
Sunshine Coast QLD Professional  
 Race 10: THE M2. COASTLINE BMW BENCHMARK 78  
 Handicap - 1400m



25 January 2025 - 17:50

Track Rating: Good 4, Weather: Overcast, Rail Position: True

Section	Overall	1200m	1000m	800m	600m	400m	200m
Section Times	1:25.36 [9] (0:14.39)	1:10.97 [10] (0:11.34)	0:59.63 [10] (0:11.95)	0:47.68 [10] (0:12.05)	0:35.63 [11] (0:11.86)	0:23.77 [10] (0:11.41)	0:12.36 [10] (0:12.36)
Average Speed [km/h]	49.9	63.6	60.8	60.6	61.7	63.1	58.3
Top Speed [km/h]	64.5	65.0	61.7	62.1	63.2	64.0	61.8
Avg. Dist. to Rail [m]	8.1	4.6	3.5	2.6	3.2	8.3	8.4
Avg. Stride Freq. [Hz]	2.0	2.2	2.1	2.1	2.2	2.3	2.2
Avg. Stride Length [m]	6.7	7.9	7.7	7.5	7.8	7.7	7.6



- [ ] Ranking at each section and finish
- .-.- No data available at this section
- NA No data available



Horse/Jockey Name	Without Thinking
Final Rank	10
Fastest Section Time (Section)	0:11.39 (1200m)
Top Speed [km/h] (Section)	63.9 (1200m)
Race State	Finished



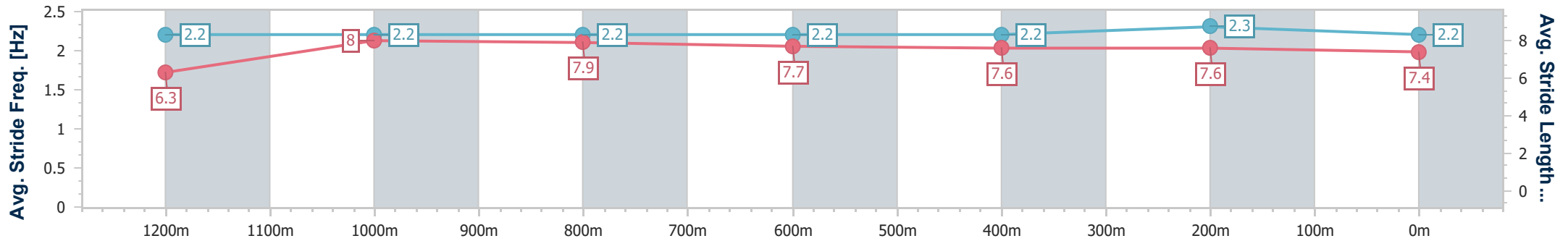
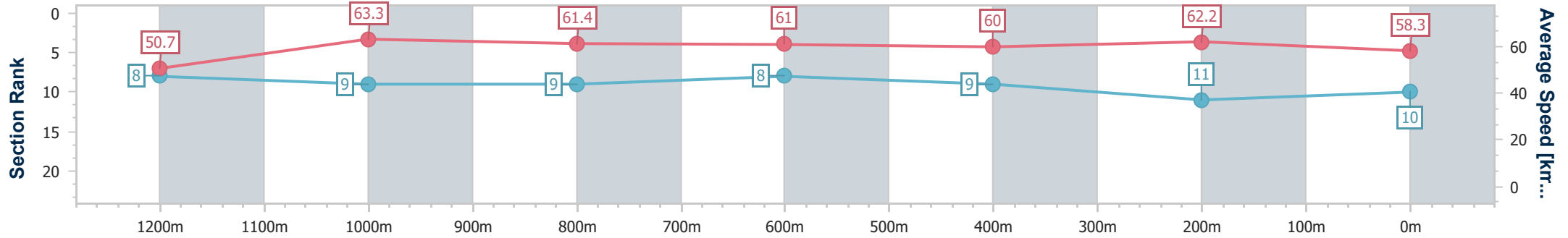
Sunshine Coast QLD Professional  
 Race 10: THE M2. COASTLINE BMW BENCHMARK 78  
 Handicap - 1400m



25 January 2025 - 17:50

Track Rating: Good 4, Weather: Overcast, Rail Position: True

Section	Overall	1200m	1000m	800m	600m	400m	200m
Section Times	1:25.46 [10] (0:14.20)	1:11.26 [8] (0:11.39)	0:59.87 [9] (0:11.77)	0:48.10 [9] (0:12.01)	0:36.09 [8] (0:12.17)	0:23.92 [9] (0:11.59)	0:12.33 [11] (0:12.33)
Average Speed [km/h]	50.7	63.3	61.4	61.0	60.0	62.2	58.3
Top Speed [km/h]	63.5	63.9	62.8	61.2	61.3	62.7	61.1
Avg. Dist. to Rail [m]	9.2	3.8	3.0	2.3	2.6	6.7	6.1
Avg. Stride Freq. [Hz]	2.2	2.2	2.2	2.2	2.2	2.3	2.2
Avg. Stride Length [m]	6.3	8.0	7.9	7.7	7.6	7.6	7.4



- [ ] Ranking at each section and finish
- .-.- No data available at this section
- NA No data available



Horse/Jockey Name	Denied
Final Rank	11
Fastest Section Time (Section)	0:10.96 (1200m)
Top Speed [km/h] (Section)	67.0 (Overall)
Race State	Finished



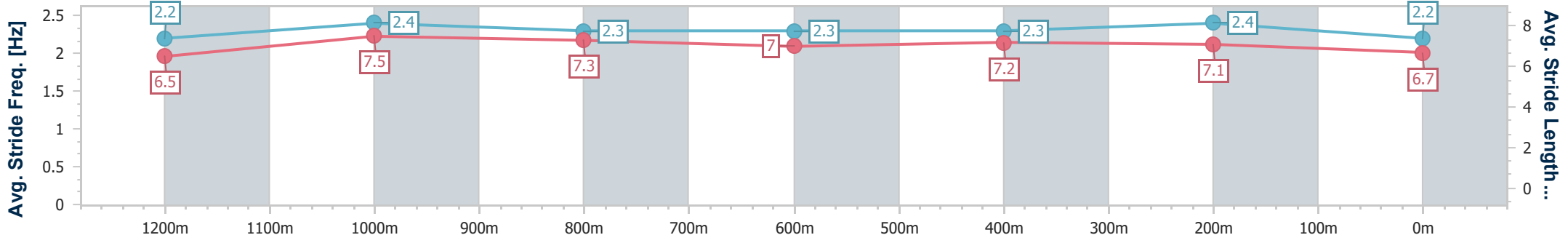
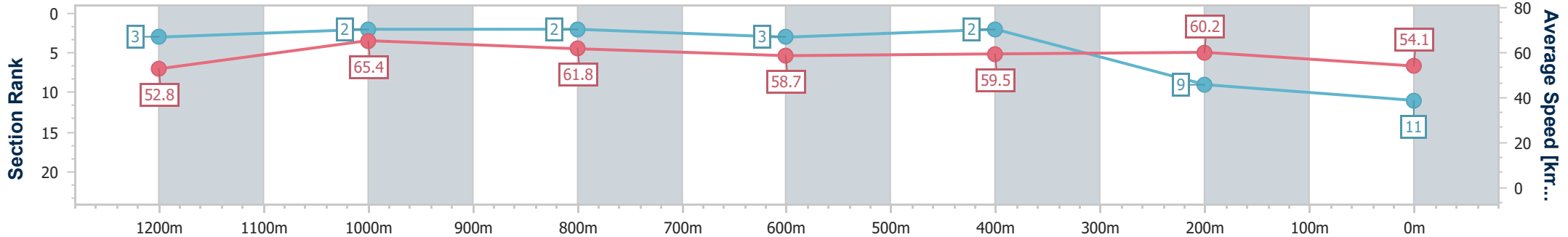
Sunshine Coast QLD Professional  
 Race 10: THE M2. COASTLINE BMW BENCHMARK 78  
 Handicap - 1400m



25 January 2025 - 17:50

Track Rating: Good 4, Weather: Overcast, Rail Position: True

Section	Overall	1200m	1000m	800m	600m	400m	200m
Section Times	1:26.21 [11] (0:13.71)	1:12.50 [3] (0:10.96)	1:01.54 [2] (0:11.72)	0:49.82 [2] (0:12.36)	0:37.46 [3] (0:12.17)	0:25.29 [2] (0:11.98)	0:13.31 [9]
Average Speed [km/h]	52.8	65.4	61.8	58.7	59.5	60.2	54.1
Top Speed [km/h]	67.0	67.0	64.0	59.8	60.6	61.2	57.7
Avg. Dist. to Rail [m]	5.7	3.2	2.3	1.4	1.0	4.3	4.4
Avg. Stride Freq. [Hz]	2.2	2.4	2.3	2.3	2.3	2.4	2.2
Avg. Stride Length [m]	6.5	7.5	7.3	7.0	7.2	7.1	6.7



- [ ] Ranking at each section and finish
- .-.- No data available at this section
- NA No data available



Horse/Jockey Name	North Channel
Final Rank	12
Fastest Section Time (Section)	0:11.57 (1200m)
Top Speed [km/h] (Section)	64.2 (1200m)
Race State	Finished



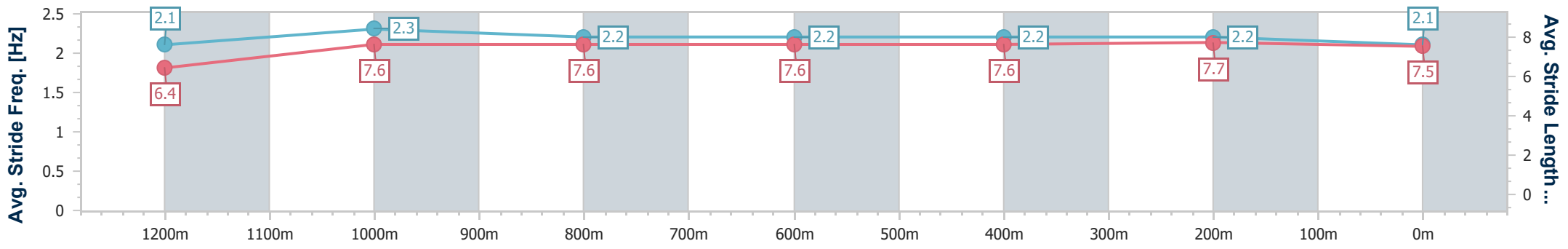
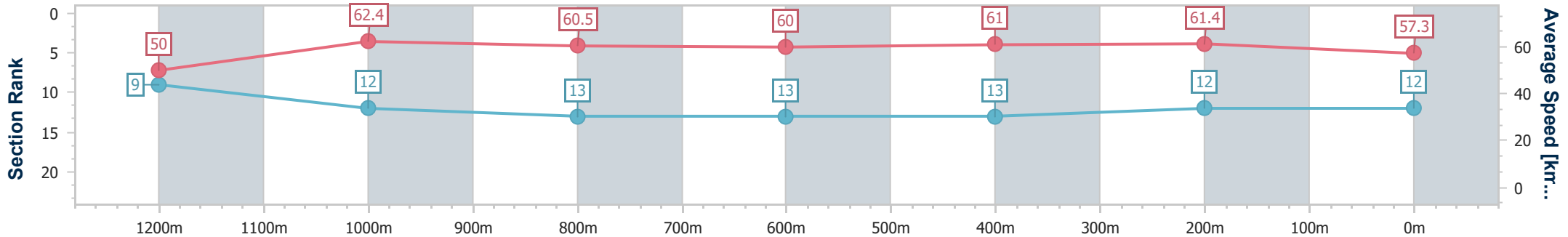
Sunshine Coast QLD Professional  
 Race 10: THE M2. COASTLINE BMW BENCHMARK 78  
 Handicap - 1400m



25 January 2025 - 17:50

Track Rating: Good 4, Weather: Overcast, Rail Position: True

Section	Overall	1200m	1000m	800m	600m	400m	200m
Section Times	1:26.34 [12] (0:14.36)	1:11.98 [9] (0:11.57)	1:00.41 [12] (0:12.00)	0:48.41 [13] (0:12.14)	0:36.27 [13] (0:11.94)	0:24.33 [13] (0:11.77)	0:12.56 [12] (0:12.56)
Average Speed [km/h]	50.0	62.4	60.5	60.0	61.0	61.4	57.3
Top Speed [km/h]	62.8	64.2	61.3	60.8	62.3	62.6	59.8
Avg. Dist. to Rail [m]	10.7	5.5	3.6	2.5	2.1	3.1	4.7
Avg. Stride Freq. [Hz]	2.1	2.3	2.2	2.2	2.2	2.2	2.1
Avg. Stride Length [m]	6.4	7.6	7.6	7.6	7.6	7.7	7.5



- [ ] Ranking at each section and finish
- .-.- No data available at this section
- NA No data available





Horse/Jockey Name	Trifling
Final Rank	13
Fastest Section Time (Section)	0:11.02 (1200m)
Top Speed [km/h] (Section)	66.9 (1200m)
Race State	Finished



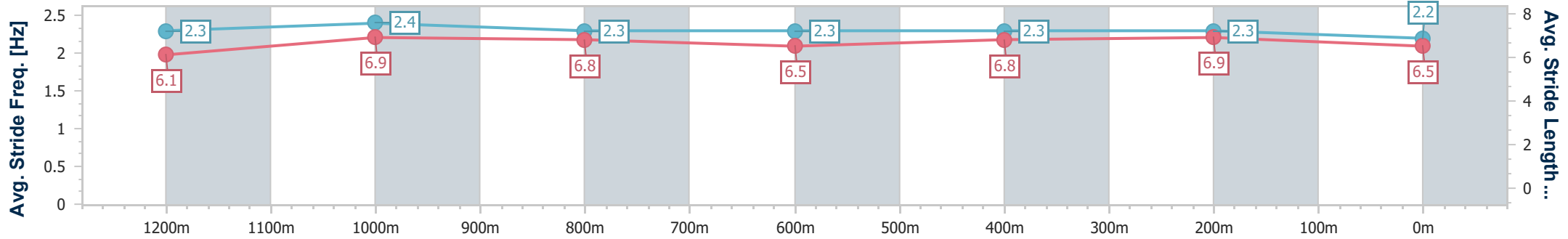
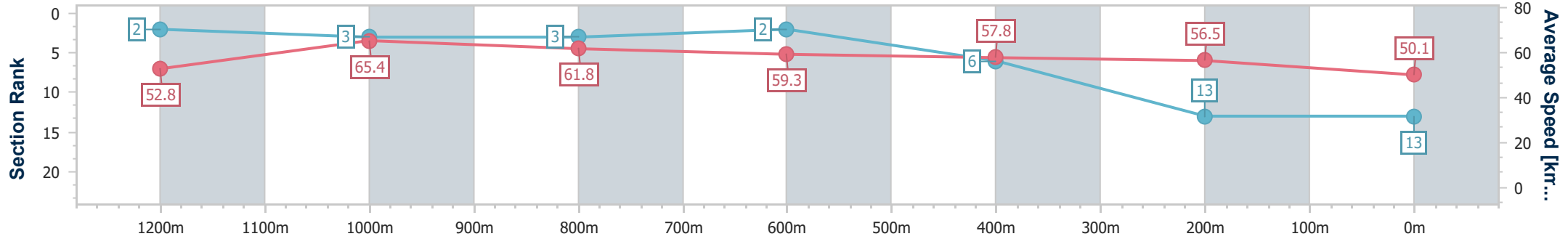
Sunshine Coast QLD Professional  
 Race 10: THE M2. COASTLINE BMW BENCHMARK 78  
 Handicap - 1400m



25 January 2025 - 17:50

Track Rating: Good 4, Weather: Overcast, Rail Position: True

Section	Overall	1200m	1000m	800m	600m	400m	200m
Section Times	1:28.39 [13] (0:13.68)	1:14.71 [2] (0:11.02)	1:03.69 [3] (0:11.70)	0:51.99 [3] (0:12.31)	0:39.68 [2] (0:12.60)	0:27.08 [6] (0:12.75)	0:14.33 [13] (0:14.33)
Average Speed [km/h]	52.8	65.4	61.8	59.3	57.8	56.5	50.1
Top Speed [km/h]	66.9	66.9	63.3	60.5	58.7	57.5	54.1
Avg. Dist. to Rail [m]	9.9	3.9	2.8	2.3	1.5	3.7	3.5
Avg. Stride Freq. [Hz]	2.3	2.4	2.3	2.3	2.3	2.3	2.2
Avg. Stride Length [m]	6.1	6.9	6.8	6.5	6.8	6.9	6.5



- [ ] Ranking at each section and finish
- .-.- No data available at this section
- NA No data available