

# Ipswich QLD Professional

## Race 4: TAB BENCHMARK 65 Handicap - 1350m

26 January 2025 - 14:40

Track Rating: Soft 5, Weather: Fine, Rail Position: +9m Entire

Section												Last 600m	
Field Times												0:34.98	
				Overall	1200m	1000m	800m	600m	400m				
				1:19.98 (0:11.08)	1:08.90 (0:10.85)	0:58.05 (0:11.50)	0:46.55 (0:11.57)	0:34.98 (0:11.39)	0:23.59 (0:11.57)				
Rank	TAB	Horse/Jockey	Barrier	Top Speed [km/h]	Fastest Section							Distance Travelled [m]	
1	9	BETTER BE SLICK Siobhan Rutledge	2	67.2 1200m	0:10.86 1200m	1:19.98 [1] (0:11.72)	1:08.26 [6] (0:10.86)	0:57.40 [6] (0:11.21)	0:46.19 [6] (0:11.55)	0:34.64 [6] (0:11.54)	0:23.10 [7] (0:11.40)	0:34.64	
2	10	SOBUTE Jace McMurray	7	67.1 1200m	0:10.98 1200m	1:20.00 [2] (0:11.77)	1:08.23 [7] (0:10.98)	0:57.25 [7] (0:11.19)	0:46.06 [7] (0:11.56)	0:34.50 [7] (0:11.32)	0:23.18 [6] (0:11.42)	0:34.50	+2
3	7	UNDER THE PALAIS Jackson Murphy	6	66.2 1200m	0:10.93 1200m	1:20.06 [3] (0:11.57)	1:08.49 [5] (0:10.93)	0:57.56 [5] (0:11.24)	0:46.32 [5] (0:11.50)	0:34.82 [4] (0:11.34)	0:23.48 [3] (0:11.56)	0:34.82	+0
4	3	LIETUVA Kirk Matheson	4	66.8 1200m	0:10.92 1200m	1:20.12 [4] (0:11.08)	1:09.04 [2] (0:10.92)	0:58.12 [2] (0:11.43)	0:46.69 [1] (0:11.57)	0:35.12 [1] (0:11.39)	0:23.73 [1] (0:11.57)	0:35.12	+1
5	5	CASROCK Cejay Graham	8	66.7 1200m	0:11.04 1200m	1:20.16 [5] (0:11.80)	1:08.36 [8] (0:11.04)	0:57.32 [8] (0:11.30)	0:46.02 [8] (0:11.45)	0:34.57 [8] (0:11.43)	0:23.14 [8] (0:11.40)	0:34.57	+2
6	8	WHISTLING SPIRIT Samantha Collett	5	66.9 1200m	0:10.92 1200m	1:20.40 [6] (0:11.24)	1:09.16 [3] (0:10.92)	0:58.24 [3] (0:11.39)	0:46.85 [3] (0:11.56)	0:35.29 [3] (0:11.53)	0:23.76 [4] (0:11.53)	0:35.29	+4
7	11	FLY FIFER James Orman	3	66.5 1200m	0:10.95 1200m	1:20.68 [7] (0:11.36)	1:09.32 [4] (0:10.95)	0:58.37 [4] (0:11.37)	0:47.00 [4] (0:11.63)	0:35.37 [5] (0:11.48)	0:23.89 [5] (0:11.63)	0:35.37	-3
8	4	NAILS AND PRIDE Jai Williams	1	67.6 1200m	0:10.85 1200m	1:20.83 [8] (0:11.08)	1:09.75 [1] (0:10.85)	0:58.90 [1] (0:11.51)	0:47.39 [2] (0:11.67)	0:35.72 [2] (0:11.29)	0:24.43 [2] (0:11.63)	0:35.72	-2

Scratched: All's Fair (#2), Hulkamania (#6), North Channel (#1)



Ipswich QLD Professional  
 Race 4: TAB BENCHMARK 65 Handicap - 1350m  
 26 January 2025 - 14:40



Track Rating: Soft 5, Weather: Fine, Rail Position: +9m Entire

Section							200m			Last 600m
Field Times							0:12.02			0:34.98
							(0:12.02)			
Rank	TAB	Horse/Jockey	Barrier	Top Speed [km/h]	Fastest Section	Margin			Distance Travelled [m]	
1	9	BETTER BE SLICK	2	67.2	0:10.86	0:11.70 [6]	1:19.98			0:34.64
		Siobhan Rutledge		1200m	1200m	(0:11.70)				
2	10	SOBUTE	7	67.1	0:10.98	0:11.76 [5]	0.09L			0:34.50 +2
		Jace McMurray		1200m	1200m	(0:11.76)				
3	7	UNDER THE PALAIS	6	66.2	0:10.93	0:11.92 [3]	0.44L			0:34.82 +0
		Jackson Murphy		1200m	1200m	(0:11.92)				
4	3	LIETUVA	4	66.8	0:10.92	0:12.16 [1]	0.8L			0:35.12 +1
		Kirk Matheson		1200m	1200m	(0:12.16)				
5	5	CASROCK	8	66.7	0:11.04	0:11.74 [7]	1.02L			0:34.57 +2
		Cejay Graham		1200m	1200m	(0:11.74)				
6	8	WHISTLING SPIRIT	5	66.9	0:10.92	0:12.23 [4]	2.47L			0:35.29 +4
		Samantha Collett		1200m	1200m	(0:12.23)				
7	11	FLY FIFER	3	66.5	0:10.95	0:12.26 [8]	4.1L			0:35.37 -3
		James Orman		1200m	1200m	(0:12.26)				
8	4	NAILS AND PRIDE	1	67.6	0:10.85	0:12.80 [2]	4.97L			0:35.72 -2
		Jai Williams		1200m	1200m	(0:12.80)				

Scratched: All's Fair (#2), Hulkmania (#6), North Channel (#1)

[ ] Ranking at each section and finish  
 -:-:- No data available at this section  
 NA No data available

SCN Saddle cloth number  
 DNF Did not finish  
 DNT Did not track



Horse/Jockey Name	Better Be Slick
Final Rank	1
Fastest Section Time (Section)	0:10.86 (1200m)
Top Speed [km/h] (Section)	67.2 (1200m)
Race State	Finished



### Ipswich QLD Professional

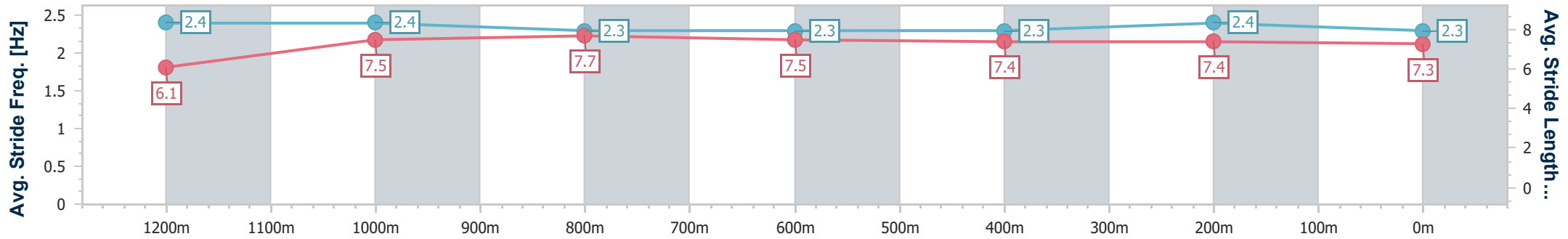
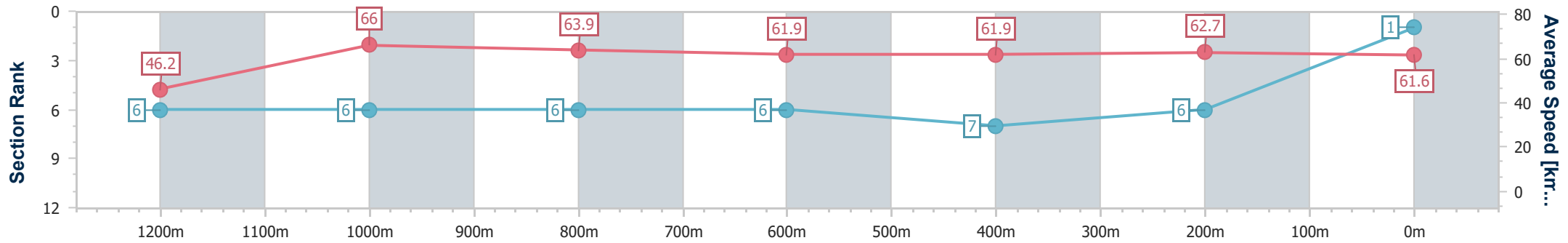
Race 4: TAB BENCHMARK 65 Handicap - 1350m

26 January 2025 - 14:40



Track Rating: Soft 5, Weather: Fine, Rail Position: +9m Entire

Section	Overall	1200m	1000m	800m	600m	400m	200m
Section Times	1:19.98 [1] (0:11.72)	1:08.26 [6] (0:10.86)	0:57.40 [6] (0:11.21)	0:46.19 [6] (0:11.55)	0:34.64 [6] (0:11.54)	0:23.10 [7] (0:11.40)	0:11.70 [6] (0:11.70)
Average Speed [km/h]	46.2	66.0	63.9	61.9	61.9	62.7	61.6
Top Speed [km/h]	65.2	67.2	66.1	62.6	62.6	63.4	62.9
Avg. Dist. to Rail [m]	1.5	1.1	1.3	1.9	2.1	1.3	1.0
Avg. Stride Freq. [Hz]	2.4	2.4	2.3	2.3	2.3	2.4	2.3
Avg. Stride Length [m]	6.1	7.5	7.7	7.5	7.4	7.4	7.3



- [ ] Ranking at each section and finish
- .-.- No data available at this section
- NA No data available



Horse/Jockey Name	Sobute
Final Rank	2
Fastest Section Time (Section)	0:10.98 (1200m)
Top Speed [km/h] (Section)	67.1 (1200m)
Race State	Finished



### Ipswich QLD Professional

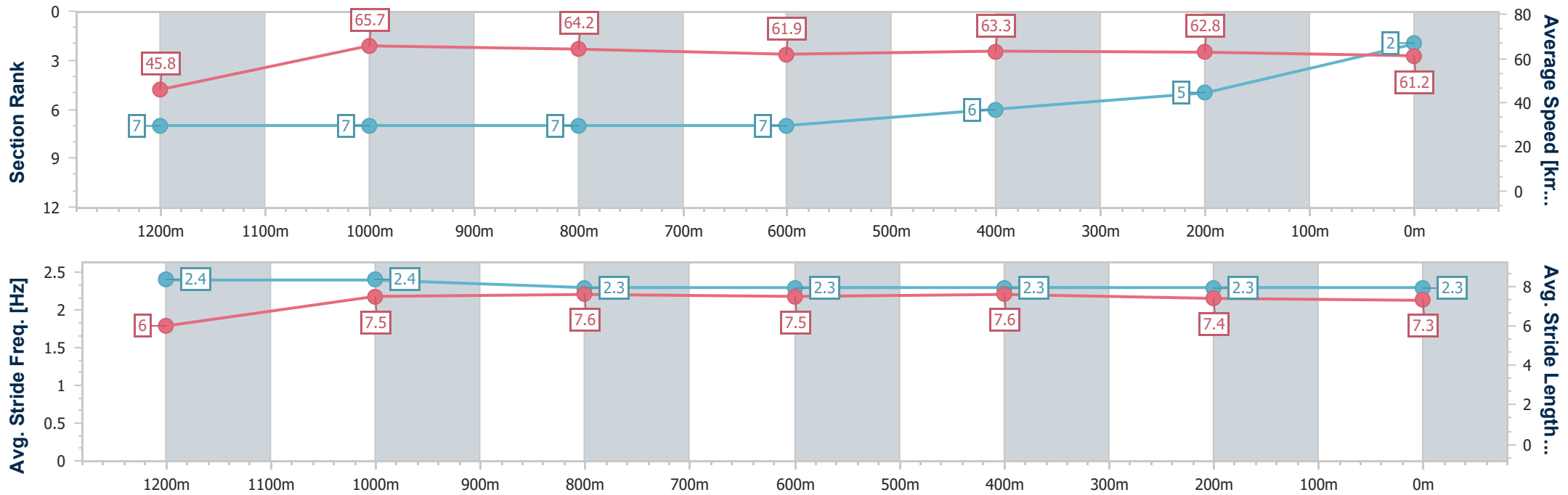
Race 4: TAB BENCHMARK 65 Handicap - 1350m

26 January 2025 - 14:40



Track Rating: Soft 5, Weather: Fine, Rail Position: +9m Entire

Section	Overall	1200m	1000m	800m	600m	400m	200m
Section Times	1:20.00 [2] (0:11.77)	1:08.23 [7] (0:10.98)	0:57.25 [7] (0:11.19)	0:46.06 [7] (0:11.56)	0:34.50 [7] (0:11.32)	0:23.18 [6] (0:11.42)	0:11.76 [5] (0:11.76)
Average Speed [km/h]	45.8	65.7	64.2	61.9	63.3	62.8	61.2
Top Speed [km/h]	64.6	67.1	65.3	63.4	64.5	63.4	62.8
Avg. Dist. to Rail [m]	2.3	0.3	0.3	1.5	1.8	0.8	2.9
Avg. Stride Freq. [Hz]	2.4	2.4	2.3	2.3	2.3	2.3	2.3
Avg. Stride Length [m]	6.0	7.5	7.6	7.5	7.6	7.4	7.3



- [ ] Ranking at each section and finish
- .-.- No data available at this section
- NA No data available



Horse/Jockey Name	Under The Palais
Final Rank	3
Fastest Section Time (Section)	0:10.93 (1200m)
Top Speed [km/h] (Section)	66.2 (1200m)
Race State	Finished



### Ipswich QLD Professional

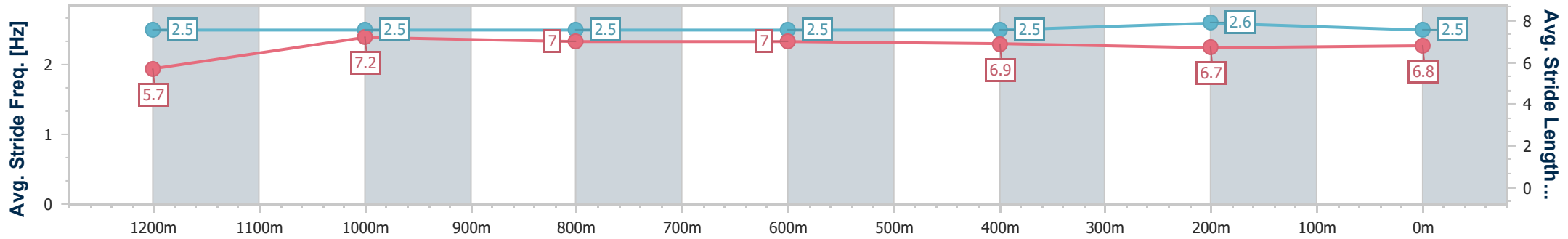
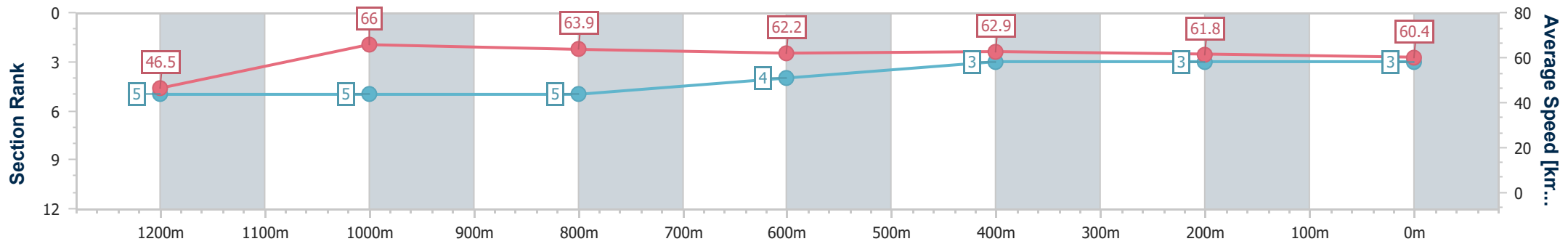
Race 4: TAB BENCHMARK 65 Handicap - 1350m

26 January 2025 - 14:40



Track Rating: Soft 5, Weather: Fine, Rail Position: +9m Entire

Section	Overall	1200m	1000m	800m	600m	400m	200m
Section Times	1:20.06 [3] (0:11.57)	1:08.49 [5] (0:10.93)	0:57.56 [5] (0:11.24)	0:46.32 [5] (0:11.50)	0:34.82 [4] (0:11.34)	0:23.48 [3] (0:11.56)	0:11.92 [3] (0:11.92)
Average Speed [km/h]	46.5	66.0	63.9	62.2	62.9	61.8	60.4
Top Speed [km/h]	65.4	66.2	66.0	63.6	64.4	64.4	63.6
Avg. Dist. to Rail [m]	2.0	0.9	0.5	1.2	2.8	1.3	1.8
Avg. Stride Freq. [Hz]	2.5	2.5	2.5	2.5	2.5	2.6	2.5
Avg. Stride Length [m]	5.7	7.2	7.0	7.0	6.9	6.7	6.8



- [ ] Ranking at each section and finish
- .-.- No data available at this section
- NA No data available



Horse/Jockey Name	Lietuva
Final Rank	4
Fastest Section Time (Section)	0:10.92 (1200m)
Top Speed [km/h] (Section)	66.8 (1200m)
Race State	Finished



### Ipswich QLD Professional

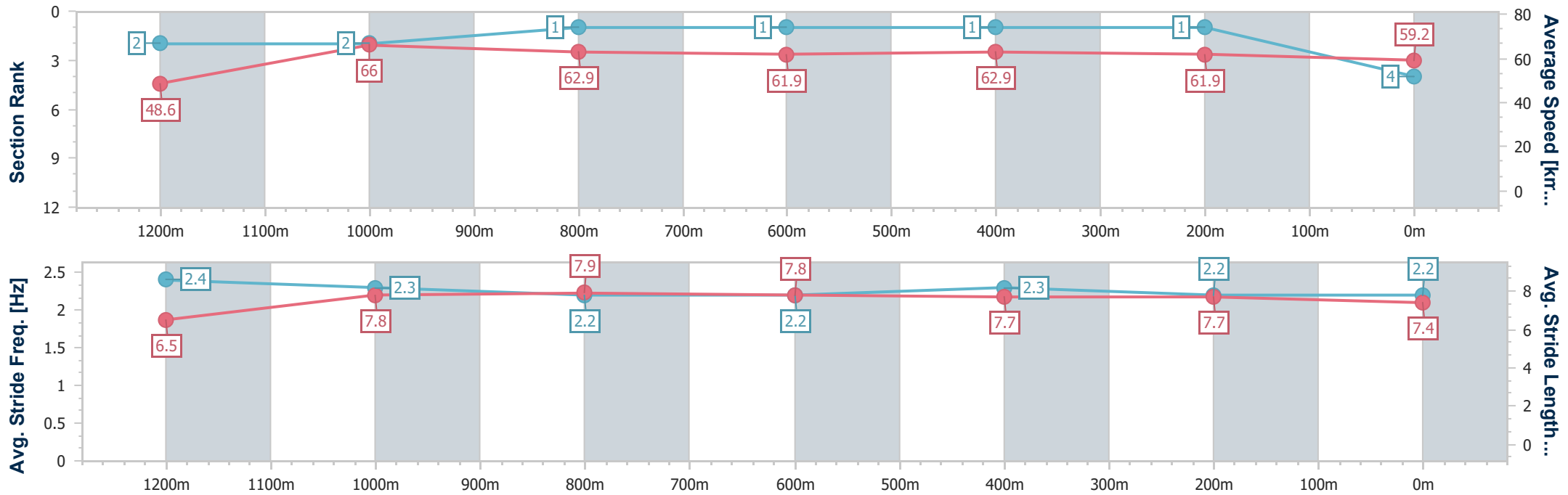
Race 4: TAB BENCHMARK 65 Handicap - 1350m

26 January 2025 - 14:40



Track Rating: Soft 5, Weather: Fine, Rail Position: +9m Entire

Section	Overall	1200m	1000m	800m	600m	400m	200m
Section Times	1:20.12 [4] (0:11.08)	1:09.04 [2] (0:10.92)	0:58.12 [2] (0:11.43)	0:46.69 [1] (0:11.57)	0:35.12 [1] (0:11.39)	0:23.73 [1] (0:11.57)	0:12.16 [1] (0:12.16)
Average Speed [km/h]	48.6	66.0	62.9	61.9	62.9	61.9	59.2
Top Speed [km/h]	66.0	66.8	64.0	62.4	63.4	63.2	61.2
Avg. Dist. to Rail [m]	0.7	0.6	0.4	0.7	1.4	1.8	0.4
Avg. Stride Freq. [Hz]	2.4	2.3	2.2	2.2	2.3	2.2	2.2
Avg. Stride Length [m]	6.5	7.8	7.9	7.8	7.7	7.7	7.4



- [ ] Ranking at each section and finish
- .-.- No data available at this section
- NA No data available



Horse/Jockey Name	Casrock
Final Rank	5
Fastest Section Time (Section)	0:11.04 (1200m)
Top Speed [km/h] (Section)	66.7 (1200m)
Race State	Finished



### Ipswich QLD Professional

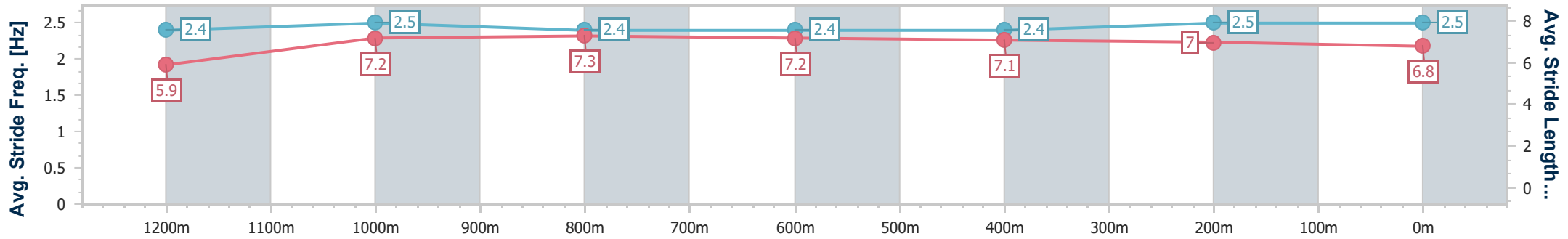
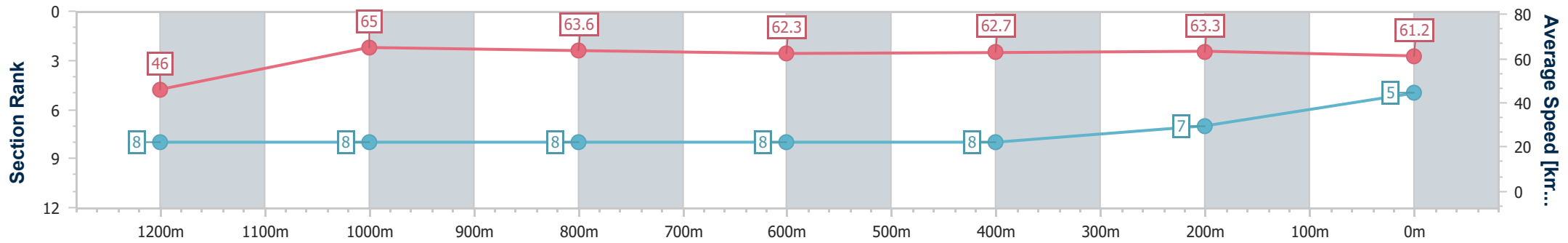
Race 4: TAB BENCHMARK 65 Handicap - 1350m

26 January 2025 - 14:40



Track Rating: Soft 5, Weather: Fine, Rail Position: +9m Entire

Section	Overall	1200m	1000m	800m	600m	400m	200m
Section Times	1:20.16 [5] (0:11.80)	1:08.36 [8] (0:11.04)	0:57.32 [8] (0:11.30)	0:46.02 [8] (0:11.45)	0:34.57 [8] (0:11.43)	0:23.14 [8] (0:11.40)	0:11.74 [7] (0:11.74)
Average Speed [km/h]	46.0	65.0	63.6	62.3	62.7	63.3	61.2
Top Speed [km/h]	64.8	66.7	64.5	63.6	64.1	64.2	63.2
Avg. Dist. to Rail [m]	3.1	0.3	0.9	2.1	1.8	2.2	4.7
Avg. Stride Freq. [Hz]	2.4	2.5	2.4	2.4	2.4	2.5	2.5
Avg. Stride Length [m]	5.9	7.2	7.3	7.2	7.1	7.0	6.8



- [ ] Ranking at each section and finish
- .-.- No data available at this section
- NA No data available



Horse/Jockey Name	Whistling Spirit
Final Rank	6
Fastest Section Time (Section)	0:10.92 (1200m)
Top Speed [km/h] (Section)	66.9 (1200m)
Race State	Finished



### Ipswich QLD Professional

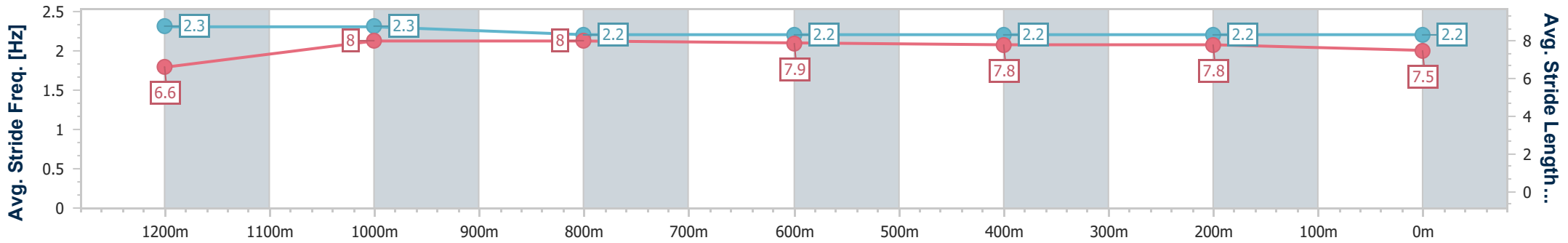
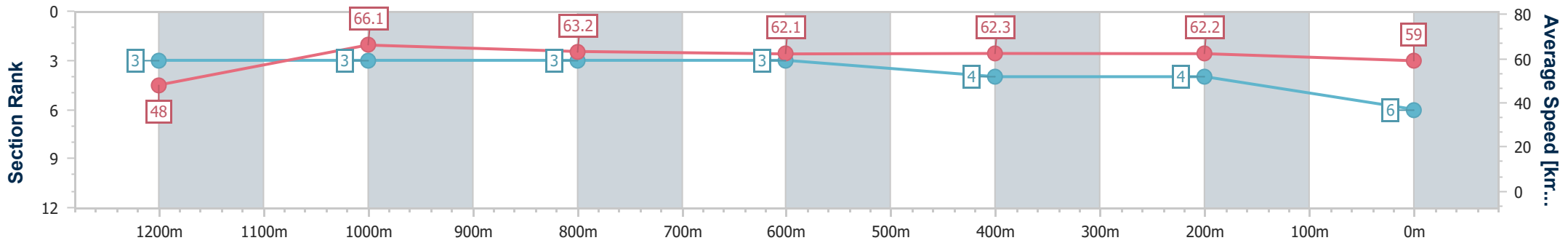
Race 4: TAB BENCHMARK 65 Handicap - 1350m

26 January 2025 - 14:40



Track Rating: Soft 5, Weather: Fine, Rail Position: +9m Entire

Section	Overall	1200m	1000m	800m	600m	400m	200m
Section Times	1:20.40 [6] (0:11.24)	1:09.16 [3] (0:10.92)	0:58.24 [3] (0:11.39)	0:46.85 [3] (0:11.56)	0:35.29 [3] (0:11.53)	0:23.76 [4] (0:11.53)	0:12.23 [4] (0:12.23)
Average Speed [km/h]	48.0	66.1	63.2	62.1	62.3	62.2	59.0
Top Speed [km/h]	65.5	66.9	64.9	63.0	63.0	62.7	61.7
Avg. Dist. to Rail [m]	1.6	0.8	0.2	0.3	0.4	1.0	2.4
Avg. Stride Freq. [Hz]	2.3	2.3	2.2	2.2	2.2	2.2	2.2
Avg. Stride Length [m]	6.6	8.0	8.0	7.9	7.8	7.8	7.5



- [ ] Ranking at each section and finish
- .-.- No data available at this section
- NA No data available





Horse/Jockey Name	Fly Fifer
Final Rank	7
Fastest Section Time (Section)	0:10.95 (1200m)
Top Speed [km/h] (Section)	66.5 (1200m)
Race State	Finished



### Ipswich QLD Professional

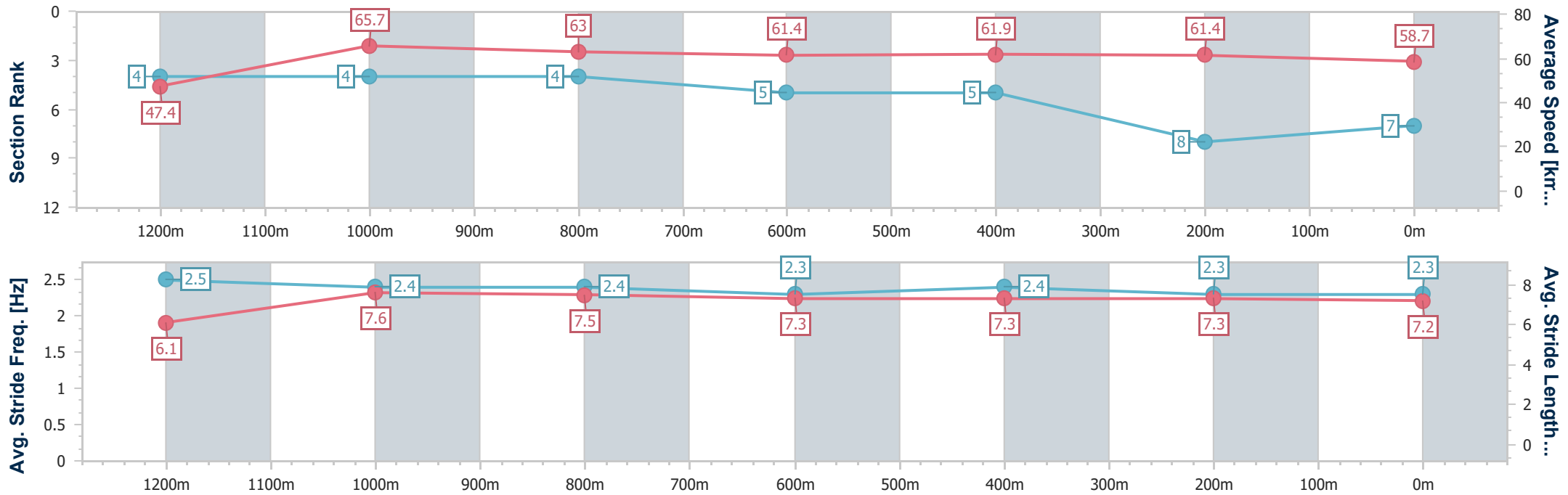
Race 4: TAB BENCHMARK 65 Handicap - 1350m

26 January 2025 - 14:40



Track Rating: Soft 5, Weather: Fine, Rail Position: +9m Entire

Section	Overall	1200m	1000m	800m	600m	400m	200m
Section Times	1:20.68 [7] (0:11.36)	1:09.32 [4] (0:10.95)	0:58.37 [4] (0:11.37)	0:47.00 [4] (0:11.63)	0:35.37 [5] (0:11.48)	0:23.89 [5] (0:11.63)	0:12.26 [8] (0:12.26)
Average Speed [km/h]	47.4	65.7	63.0	61.4	61.9	61.4	58.7
Top Speed [km/h]	66.2	66.5	64.9	63.0	63.3	62.5	60.9
Avg. Dist. to Rail [m]	1.1	1.4	1.2	2.0	2.8	2.6	1.3
Avg. Stride Freq. [Hz]	2.5	2.4	2.4	2.3	2.4	2.3	2.3
Avg. Stride Length [m]	6.1	7.6	7.5	7.3	7.3	7.3	7.2



- [ ] Ranking at each section and finish
- .-.- No data available at this section
- NA No data available



Horse/Jockey Name	Nails And Pride
Final Rank	8
Fastest Section Time (Section)	0:10.85 (1200m)
Top Speed [km/h] (Section)	67.6 (1200m)
Race State	Finished



### Ipswich QLD Professional

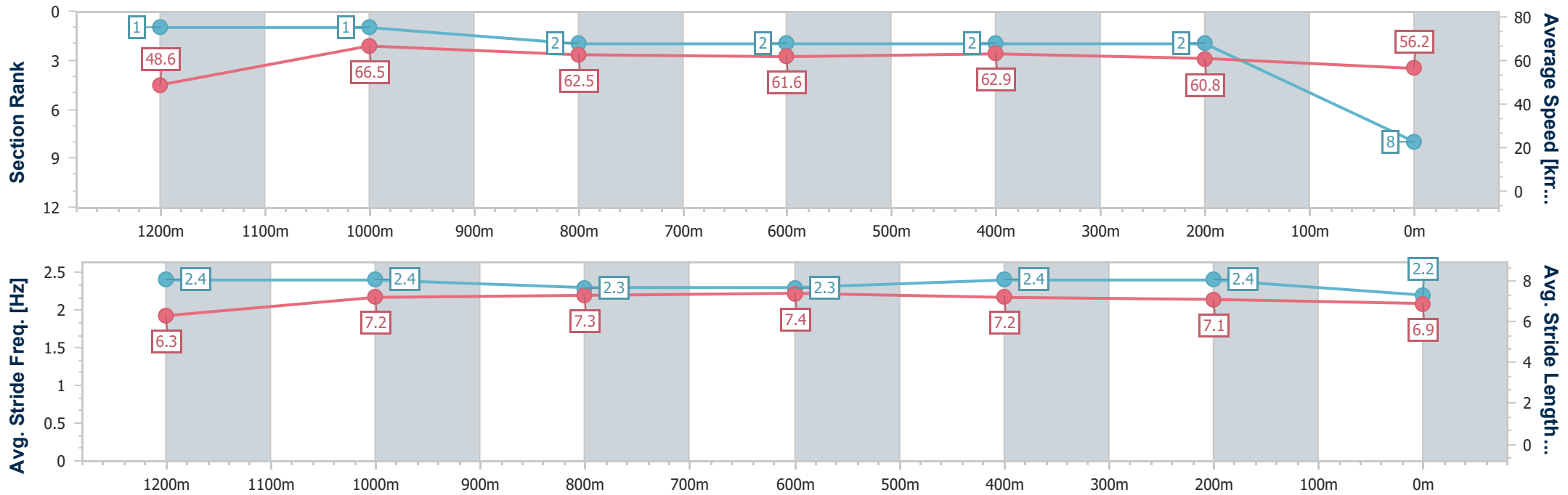
Race 4: TAB BENCHMARK 65 Handicap - 1350m

26 January 2025 - 14:40



Track Rating: Soft 5, Weather: Fine, Rail Position: +9m Entire

Section	Overall	1200m	1000m	800m	600m	400m	200m
Section Times	1:20.83 [8] (0:11.08)	1:09.75 [1] (0:10.85)	0:58.90 [1] (0:11.51)	0:47.39 [2] (0:11.67)	0:35.72 [2] (0:11.29)	0:24.43 [2] (0:11.63)	0:12.80 [2] (0:12.80)
Average Speed [km/h]	48.6	66.5	62.5	61.6	62.9	60.8	56.2
Top Speed [km/h]	67.0	67.6	64.3	61.8	63.2	62.7	59.4
Avg. Dist. to Rail [m]	2.4	0.8	0.9	0.8	3.2	5.6	5.2
Avg. Stride Freq. [Hz]	2.4	2.4	2.3	2.3	2.4	2.4	2.2
Avg. Stride Length [m]	6.3	7.2	7.3	7.4	7.2	7.1	6.9



- [ ] Ranking at each section and finish
- .-.-.- No data available at this section
- NA No data available