

Track Rating: Soft 5, Weather: Fine, Rail Position: +9m Entire

Section		Overall	1600m	1400m	1200m	1000m	800m	600m	Last 600m				
Field Times		1:44.50 (0:08.64)	1:35.86 (0:11.53)	1:24.33 (0:11.92)	1:12.41 (0:12.10)	1:00.31 (0:12.04)	0:48.27 (0:11.95)	0:36.32 (0:11.97)	0:36.32				
Rank	TAB Horse/Jockey	Barrier	Top Speed [km/h]	Fastest Section									Distance Travelled [m]
1	5 CHANCE WITH WOLVES Jai Williams	3	62.8 1600m	0:08.82 Overall	1:44.50 [1] (0:08.82)	1:35.68 [2] (0:11.68)	1:24.00 [2] (0:11.84)	1:12.16 [2] (0:12.08)	1:00.08 [2] (0:12.04)	0:48.04 [2] (0:11.93)	0:36.11 [2] (0:11.98)	0:36.11	
2	9 CLASSIQUE GAL Samantha Collett	2	63.7 1600m	0:09.15 Overall	1:44.53 [2] (0:09.15)	1:35.38 [6] (0:11.55)	1:23.83 [5] (0:11.88)	1:11.95 [4] (0:12.05)	0:59.90 [4] (0:11.99)	0:47.91 [4] (0:11.81)	0:36.10 [3] (0:11.82)	0:36.10	+3
3	7 THE KHAN James Orman	5	64.0 1600m	0:08.95 Overall	1:44.54 [3] (0:08.95)	1:35.59 [3] (0:11.58)	1:24.01 [3] (0:11.87)	1:12.14 [3] (0:12.11)	1:00.03 [3] (0:12.09)	0:47.94 [3] (0:11.95)	0:35.99 [4] (0:12.00)	0:35.99	+4
4	2 TENNESSEE WHISKEY Jag Guthmann-Chester	4	63.7 1600m	0:08.64 Overall	1:44.65 [4] (0:08.64)	1:36.01 [1] (0:11.53)	1:24.48 [1] (0:11.92)	1:12.56 [1] (0:12.10)	1:00.46 [1] (0:12.04)	0:48.42 [1] (0:11.95)	0:36.47 [1] (0:11.97)	0:36.47	+1
5	1 AUTUNNO Jackson Murphy	9	63.2 1600m	0:09.89 Overall	1:44.72 [5] (0:09.89)	1:34.83 [10] (0:11.95)	1:22.88 [10] (0:11.61)	1:11.27 [9] (0:12.03)	0:59.24 [9] (0:12.06)	0:47.18 [9] (0:11.77)	0:35.41 [9] (0:11.75)	0:35.41	+3
6	4 ATLANTIC ROYAL Mark Du Plessis	1	62.8 1600m	0:09.02 Overall	1:44.83 [6] (0:09.02)	1:35.81 [4] (0:11.65)	1:24.16 [4] (0:11.93)	1:12.23 [5] (0:12.12)	1:00.11 [5] (0:12.03)	0:48.08 [5] (0:11.87)	0:36.21 [5] (0:11.81)	0:36.21	+1
7	3 TUQIRI Jace McMurray	10	62.6 1600m	0:09.71 Overall	1:45.37 [7] (0:09.71)	1:35.66 [9] (0:11.71)	1:23.95 [7] (0:11.79)	1:12.16 [8] (0:12.07)	1:00.09 [8] (0:11.95)	0:48.14 [8] (0:11.81)	0:36.33 [7] (0:11.86)	0:36.33	+4
8	13 ASGOODASYOUGETT Nozi Tomizawa	7	62.2 600m	0:09.03 Overall	1:45.56 [8] (0:09.03)	1:36.53 [5] (0:11.92)	1:24.61 [6] (0:11.89)	1:12.72 [6] (0:12.13)	1:00.59 [6] (0:12.00)	0:48.59 [6] (0:11.76)	0:36.83 [6] (0:11.83)	0:36.83	+6
9	15 RED VEGAS Olivia Kendal	6	64.6 1400m	0:09.56 Overall	1:47.03 [9] (0:09.56)	1:37.47 [8] (0:11.92)	1:25.55 [8] (0:11.62)	1:13.93 [7] (0:12.08)	1:01.85 [7] (0:11.99)	0:49.86 [7] (0:11.93)	0:37.93 [8] (0:12.13)	0:37.93	+0
10	14 LITTLE JERRY Rhiannon Payne	8	60.8 1400m	0:09.52 Overall	1:50.18 [10] (0:09.52)	1:40.66 [7] (0:12.17)	1:28.49 [9] (0:11.97)	1:16.52 [10] (0:12.21)	1:04.31 [10] (0:12.33)	0:51.98 [10] (0:12.38)	0:39.60 [10] (0:12.64)	0:39.60	+4

Scratched: Wandilla (#12), Del Campo (#6), Archers Reign (#8), Hallside Hot Stuff (#11), Lupine (#10)



Ipswich QLD Professional

Race 6: RED BULL AUSTRALIA RATINGS BAND 0 - 58 Handicap - 1700m

26 January 2025 - 16:01



Track Rating: Soft 5, Weather: Fine, Rail Position: +9m Entire

Section				400m	200m			Last 600m		
Field Times				0:24.35 (0:12.14)	0:12.21 (0:12.21)			0:36.32		
Rank	TAB	Horse/Jockey	Barrier	Top Speed [km/h]	Fastest Section	Margin				Distance Travelled [m]
1	5	CHANCE WITH WOLVES Jai Williams	3	62.8 1600m	0:08.82 Overall	0:24.13 [3] (0:12.06)	0:12.07 [3] (0:12.07)	1:44.50	0:36.11	
2	9	CLASSIQUE GAL Samantha Collett	2	63.7 1600m	0:09.15 Overall	0:24.28 [2] (0:12.04)	0:12.24 [1] (0:12.24)	0.18L	0:36.10	+3
3	7	THE KHAN James Orman	5	64.0 1600m	0:08.95 Overall	0:23.99 [5] (0:11.93)	0:12.06 [4] (0:12.06)	0.24L	0:35.99	+4
4	2	TENNESSEE WHISKEY Jag Guthmann-Chester	4	63.7 1600m	0:08.64 Overall	0:24.50 [1] (0:12.25)	0:12.25 [2] (0:12.25)	0.89L	0:36.47	+1
5	1	AUTUNNO Jackson Murphy	9	63.2 1600m	0:09.89 Overall	0:23.66 [8] (0:11.88)	0:11.78 [7] (0:11.78)	1.27L	0:35.41	+3
6	4	ATLANTIC ROYAL Mark Du Plessis	1	62.8 1600m	0:09.02 Overall	0:24.40 [4] (0:12.10)	0:12.30 [5] (0:12.30)	1.94L	0:36.21	+1
7	3	TUQIRI Jace McMurray	10	62.6 1600m	0:09.71 Overall	0:24.47 [7] (0:12.17)	0:12.30 [8] (0:12.30)	5.12L	0:36.33	+4
8	13	ASGOODASYOUGETT Nozi Tomizawa	7	62.2 600m	0:09.03 Overall	0:25.00 [6] (0:12.31)	0:12.69 [6] (0:12.69)	6.25L	0:36.83	+6
9	15	RED VEGAS Olivia Kendal	6	64.6 1400m	0:09.56 Overall	0:25.80 [9] (0:12.82)	0:12.98 [9] (0:12.98)	14.85L	0:37.93	+0
10	14	LITTLE JERRY Rhiannon Payne	8	60.8 1400m	0:09.52 Overall	0:26.96 [10] (0:13.21)	0:13.75 [10] (0:13.75)	33.42L	0:39.60	+4

Scratched: Wandilla (#12), Del Campo (#6), Archers Reign (#8), Hallside Hot Stuff (#11), Lupine (#10)

Report Created: Sun 26 January 2025 16:33 GMT+ (Note: Timing is based on position data)

Page 2/12

[] Ranking at each section and finish
 -:-:- No data available at this section
 NA No data available

SCN Saddle cloth number
 DNF Did not finish
 DNT Did not track

data processed by  **TRIPLESDATA**



Horse/Jockey Name	Chance With Wolves
Final Rank	1
Fastest Section Time (Section)	0:08.82 (Overall)
Top Speed [km/h] (Section)	62.8 (1600m)
Race State	Finished



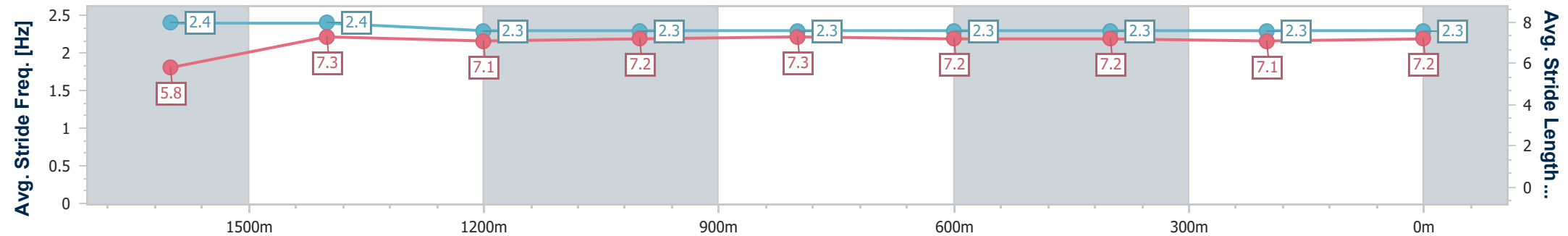
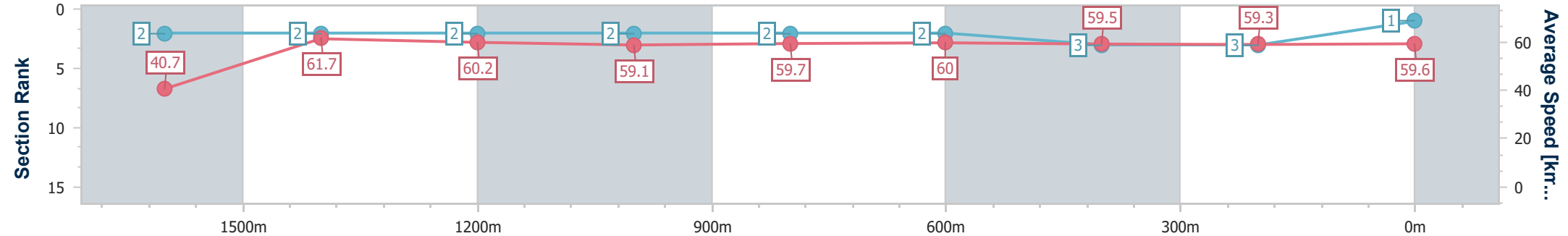
Ipswich QLD Professional
 Race 6: RED BULL AUSTRALIA RATINGS BAND 0 - 58
 Handicap - 1700m



26 January 2025 - 16:01

Track Rating: Soft 5, Weather: Fine, Rail Position: +9m Entire

Section	Overall	1600m	1400m	1200m	1000m	800m	600m	400m	200m				
Section Times	1:44.50 [1] (0:08.82)	1:35.68 [2] (0:11.68)	1:24.00 [2] (0:11.84)	1:12.16 [2] (0:12.08)	1:00.08 [2] (0:12.04)	0:48.04 [2] (0:11.93)	0:36.11 [2] (0:11.98)	0:24.13 [3] (0:12.06)	0:12.07 [3] (0:12.07)				
Average Speed [km/h]	40.7	61.7	60.2	59.1	59.7	60.0	59.5	59.3	59.6				
Top Speed [km/h]	59.9	62.8	61.6	60.3	60.6	60.4	60.5	60.5	60.9				
Avg. Dist. to Rail [m]	2.1	2.3	2.6	1.1	1.1	1.7	2.0	2.4	2.4				
Avg. Stride Freq. [Hz]	2.4	2.4	2.3	2.3	2.3	2.3	2.3	2.3	2.3				
Avg. Stride Length [m]	5.8	7.3	7.1	7.2	7.3	7.2	7.2	7.1	7.2				



- [] Ranking at each section and finish
- .-.- No data available at this section
- NA No data available



Horse/Jockey Name	Classique Gal
Final Rank	2
Fastest Section Time (Section)	0:09.15 (Overall)
Top Speed [km/h] (Section)	63.7 (1600m)
Race State	Finished



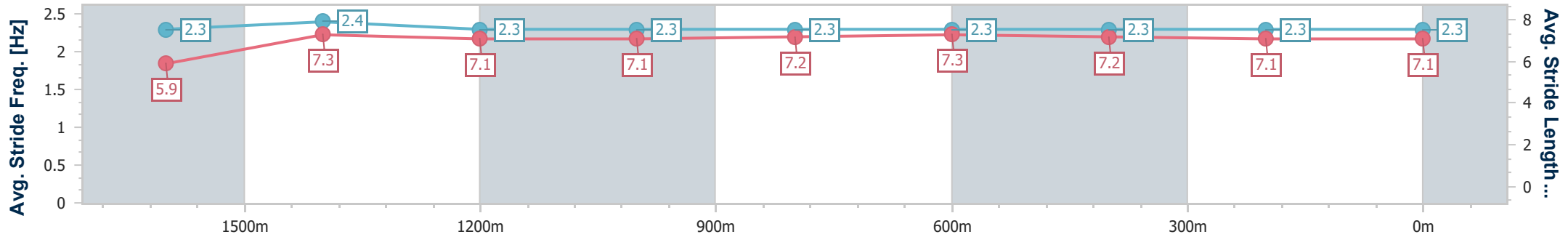
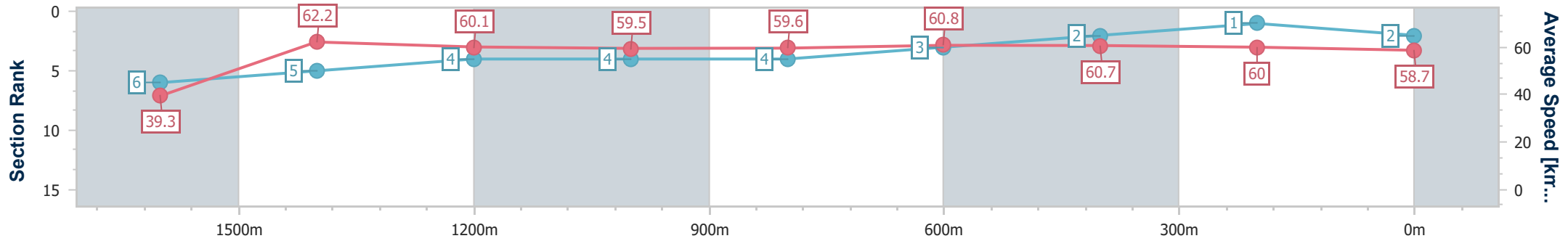
Ipswich QLD Professional
 Race 6: RED BULL AUSTRALIA RATINGS BAND 0 - 58
 Handicap - 1700m



26 January 2025 - 16:01

Track Rating: Soft 5, Weather: Fine, Rail Position: +9m Entire

Section	Overall	1600m	1400m	1200m	1000m	800m	600m	400m	200m			
Section Times	1:44.53 [2] (0:09.15)	1:35.38 [6] (0:11.55)	1:23.83 [5] (0:11.88)	1:11.95 [4] (0:12.05)	0:59.90 [4] (0:11.99)	0:47.91 [4] (0:11.81)	0:36.10 [3] (0:11.82)	0:24.28 [2] (0:12.04)	0:12.24 [1] (0:12.24)			
Average Speed [km/h]	39.3	62.2	60.1	59.5	59.6	60.8	60.7	60.0	58.7			
Top Speed [km/h]	59.2	63.7	61.3	60.4	60.7	62.0	61.9	60.6	60.4			
Avg. Dist. to Rail [m]	1.1	1.8	2.5	1.5	1.2	1.3	0.4	0.5	2.1			
Avg. Stride Freq. [Hz]	2.3	2.4	2.3	2.3	2.3	2.3	2.3	2.3	2.3			
Avg. Stride Length [m]	5.9	7.3	7.1	7.1	7.2	7.3	7.2	7.1	7.1			



- [] Ranking at each section and finish
- .-.- No data available at this section
- NA No data available



Horse/Jockey Name	The Khan
Final Rank	3
Fastest Section Time (Section)	0:08.95 (Overall)
Top Speed [km/h] (Section)	64.0 (1600m)
Race State	Finished



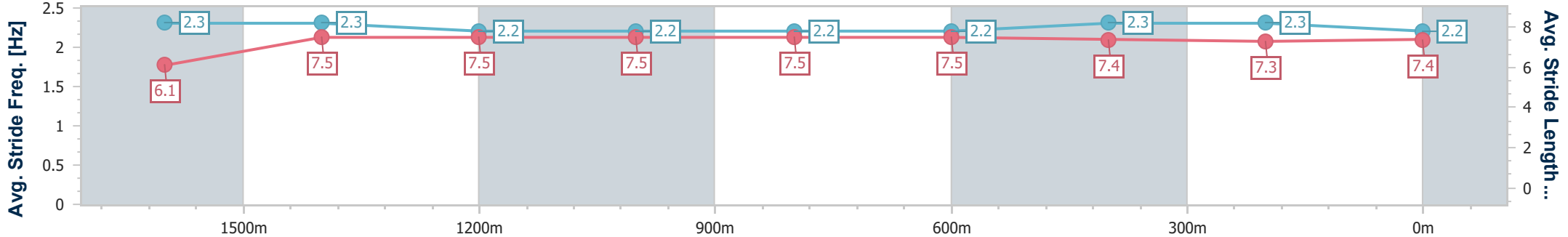
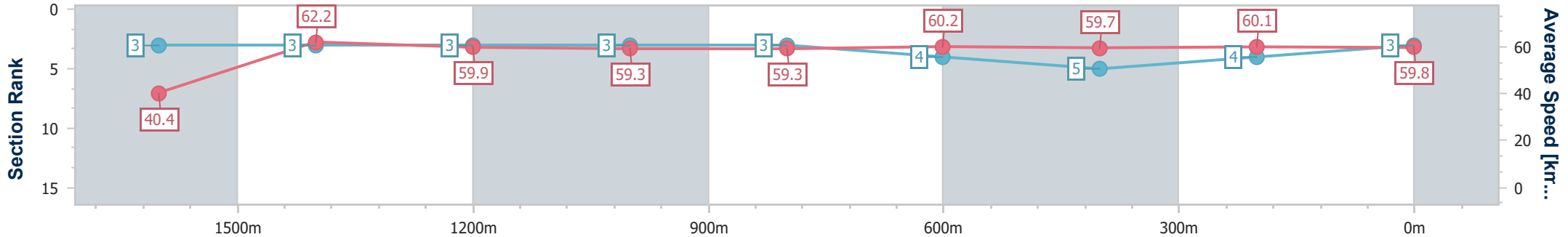
Ipswich QLD Professional
 Race 6: RED BULL AUSTRALIA RATINGS BAND 0 - 58
 Handicap - 1700m



26 January 2025 - 16:01

Track Rating: Soft 5, Weather: Fine, Rail Position: +9m Entire

Section	Overall	1600m	1400m	1200m	1000m	800m	600m	400m	200m				
Section Times	1:44.54 [3] (0:08.95)	1:35.59 [3] (0:11.58)	1:24.01 [3] (0:11.87)	1:12.14 [3] (0:12.11)	1:00.03 [3] (0:12.09)	0:47.94 [3] (0:11.95)	0:35.99 [4] (0:12.00)	0:23.99 [5] (0:11.93)	0:12.06 [4] (0:12.06)				
Average Speed [km/h]	40.4	62.2	59.9	59.3	59.3	60.2	59.7	60.1	59.8				
Top Speed [km/h]	62.3	64.0	61.1	60.2	60.7	60.8	61.1	61.3	60.6				
Avg. Dist. to Rail [m]	4.0	1.3	2.3	1.2	0.6	1.0	1.0	0.9	2.1				
Avg. Stride Freq. [Hz]	2.3	2.3	2.2	2.2	2.2	2.2	2.3	2.3	2.2				
Avg. Stride Length [m]	6.1	7.5	7.5	7.5	7.5	7.5	7.4	7.3	7.4				



- [] Ranking at each section and finish
- .-.- No data available at this section
- NA No data available



Horse/Jockey Name	Tennessee Whiskey
Final Rank	4
Fastest Section Time (Section)	0:08.64 (Overall)
Top Speed [km/h] (Section)	63.7 (1600m)
Race State	Finished



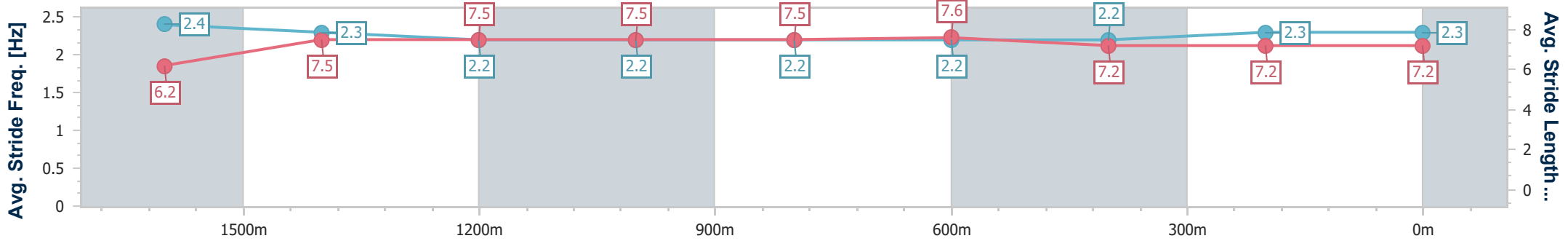
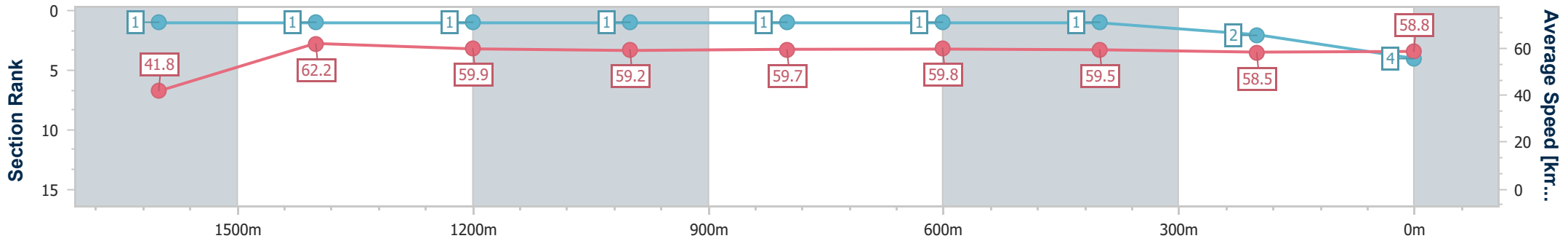
Ipswich QLD Professional
 Race 6: RED BULL AUSTRALIA RATINGS BAND 0 - 58
 Handicap - 1700m



26 January 2025 - 16:01

Track Rating: Soft 5, Weather: Fine, Rail Position: +9m Entire

Section	Overall	1600m	1400m	1200m	1000m	800m	600m	400m	200m
Section Times	1:44.65 [4] (0:08.64)	1:36.01 [1] (0:11.53)	1:24.48 [1] (0:11.92)	1:12.56 [1] (0:12.10)	1:00.46 [1] (0:12.04)	0:48.42 [1] (0:11.95)	0:36.47 [1] (0:11.97)	0:24.50 [1] (0:12.25)	0:12.25 [2] (0:12.25)
Average Speed [km/h]	41.8	62.2	59.9	59.2	59.7	59.8	59.5	58.5	58.8
Top Speed [km/h]	60.5	63.7	60.8	59.5	60.1	60.1	60.2	59.6	59.6
Avg. Dist. to Rail [m]	2.1	2.3	2.3	1.2	1.0	1.6	1.8	1.5	0.4
Avg. Stride Freq. [Hz]	2.4	2.3	2.2	2.2	2.2	2.2	2.2	2.3	2.3
Avg. Stride Length [m]	6.2	7.5	7.5	7.5	7.5	7.6	7.2	7.2	7.2



- [] Ranking at each section and finish
- .-.- No data available at this section
- NA No data available



Horse/Jockey Name	Autunno
Final Rank	5
Fastest Section Time (Section)	0:09.89 (Overall)
Top Speed [km/h] (Section)	63.2 (1600m)
Race State	Finished



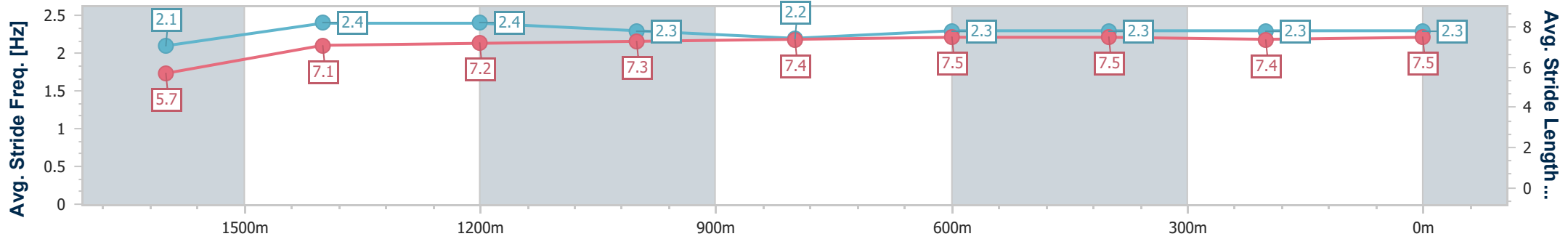
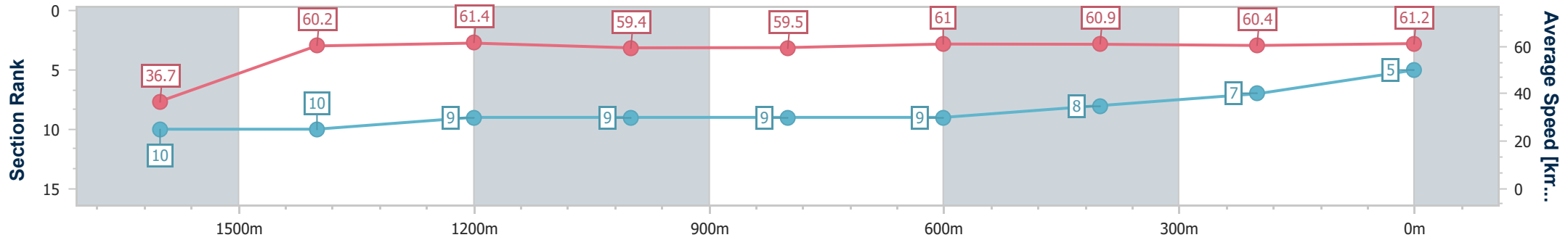
Ipswich QLD Professional
 Race 6: RED BULL AUSTRALIA RATINGS BAND 0 - 58
 Handicap - 1700m



26 January 2025 - 16:01

Track Rating: Soft 5, Weather: Fine, Rail Position: +9m Entire

Section	Overall	1600m	1400m	1200m	1000m	800m	600m	400m	200m
Section Times	1:44.72 [5] (0:09.89)	1:34.83 [10] (0:11.95)	1:22.88 [10] (0:11.61)	1:11.27 [9] (0:12.03)	0:59.24 [9] (0:12.06)	0:47.18 [9] (0:11.77)	0:35.41 [9] (0:11.75)	0:23.66 [8] (0:11.88)	0:11.78 [7] (0:11.78)
Average Speed [km/h]	36.7	60.2	61.4	59.4	59.5	61.0	60.9	60.4	61.2
Top Speed [km/h]	54.6	63.2	62.5	60.1	60.2	61.9	61.6	61.3	61.8
Avg. Dist. to Rail [m]	6.8	1.3	2.1	1.1	0.7	1.3	1.3	1.4	4.2
Avg. Stride Freq. [Hz]	2.1	2.4	2.4	2.3	2.2	2.3	2.3	2.3	2.3
Avg. Stride Length [m]	5.7	7.1	7.2	7.3	7.4	7.5	7.5	7.4	7.5



- [] Ranking at each section and finish
- .-.- No data available at this section
- NA No data available



Horse/Jockey Name	Atlantic Royal
Final Rank	6
Fastest Section Time (Section)	0:09.02 (Overall)
Top Speed [km/h] (Section)	62.8 (1600m)
Race State	Finished



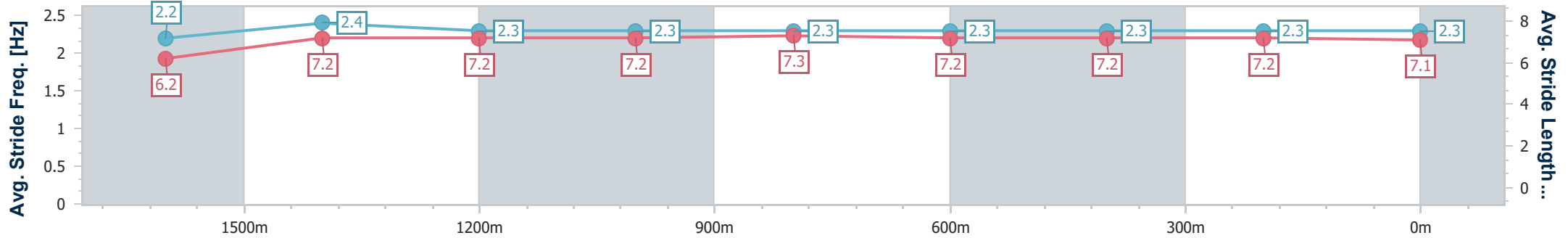
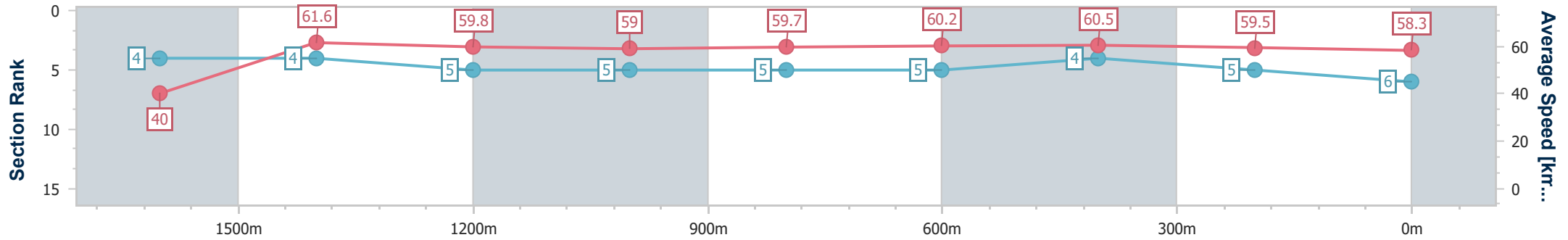
Ipswich QLD Professional
 Race 6: RED BULL AUSTRALIA RATINGS BAND 0 - 58
 Handicap - 1700m



26 January 2025 - 16:01

Track Rating: Soft 5, Weather: Fine, Rail Position: +9m Entire

Section	Overall	1600m	1400m	1200m	1000m	800m	600m	400m	200m
Section Times	1:44.83 [6] (0:09.02)	1:35.81 [4] (0:11.65)	1:24.16 [4] (0:11.93)	1:12.23 [5] (0:12.12)	1:00.11 [5] (0:12.03)	0:48.08 [5] (0:11.87)	0:36.21 [5] (0:11.81)	0:24.40 [4] (0:12.10)	0:12.30 [5] (0:12.30)
Average Speed [km/h]	40.0	61.6	59.8	59.0	59.7	60.2	60.5	59.5	58.3
Top Speed [km/h]	58.8	62.8	61.4	60.5	61.0	61.5	62.0	59.7	59.6
Avg. Dist. to Rail [m]	1.4	2.5	2.4	1.4	1.2	1.6	1.2	1.1	2.4
Avg. Stride Freq. [Hz]	2.2	2.4	2.3	2.3	2.3	2.3	2.3	2.3	2.3
Avg. Stride Length [m]	6.2	7.2	7.2	7.2	7.3	7.2	7.2	7.2	7.1



- [] Ranking at each section and finish
- .-.- No data available at this section
- NA No data available



Horse/Jockey Name	Tuqiri
Final Rank	7
Fastest Section Time (Section)	0:09.71 (Overall)
Top Speed [km/h] (Section)	62.6 (1600m)
Race State	Finished



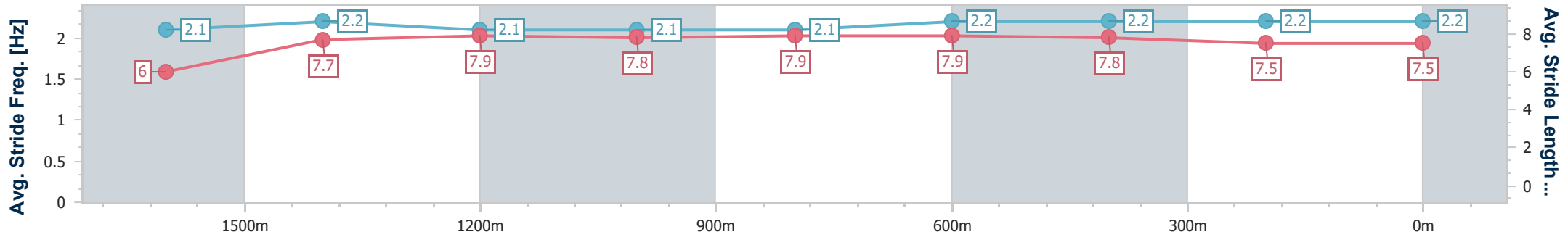
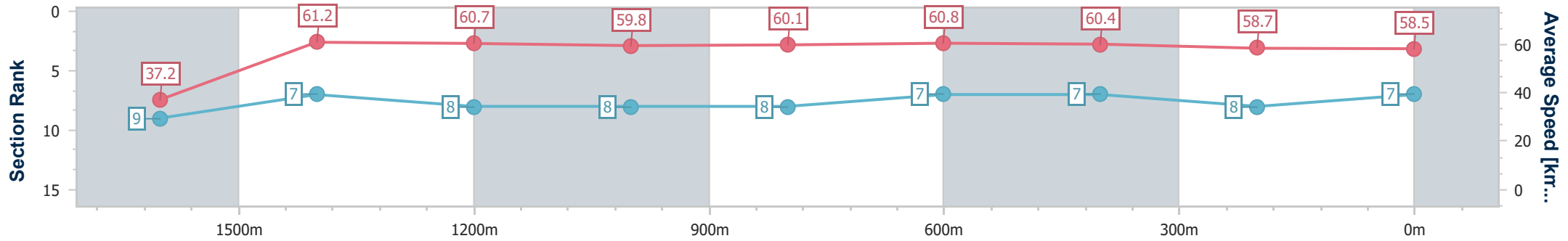
Ipswich QLD Professional
 Race 6: RED BULL AUSTRALIA RATINGS BAND 0 - 58
 Handicap - 1700m



26 January 2025 - 16:01

Track Rating: Soft 5, Weather: Fine, Rail Position: +9m Entire

Section	Overall	1600m	1400m	1200m	1000m	800m	600m	400m	200m			
Section Times	1:45.37 [7] (0:09.71)	1:35.66 [9] (0:11.71)	1:23.95 [7] (0:11.79)	1:12.16 [8] (0:12.07)	1:00.09 [8] (0:11.95)	0:48.14 [8] (0:11.81)	0:36.33 [7] (0:11.86)	0:24.47 [7] (0:12.17)	0:12.30 [8] (0:12.30)			
Average Speed [km/h]	37.2	61.2	60.7	59.8	60.1	60.8	60.4	58.7	58.5			
Top Speed [km/h]	59.2	62.6	62.6	60.2	60.9	61.8	61.5	59.6	59.8			
Avg. Dist. to Rail [m]	5.1	1.4	1.3	0.4	0.2	0.8	0.8	1.8	2.2			
Avg. Stride Freq. [Hz]	2.1	2.2	2.1	2.1	2.1	2.2	2.2	2.2	2.2			
Avg. Stride Length [m]	6.0	7.7	7.9	7.8	7.9	7.9	7.8	7.5	7.5			



- [] Ranking at each section and finish
- .-.- No data available at this section
- NA No data available



Horse/Jockey Name	Asgoodasyougett
Final Rank	8
Fastest Section Time (Section)	0:09.03 (Overall)
Top Speed [km/h] (Section)	62.2 (600m)
Race State	Finished



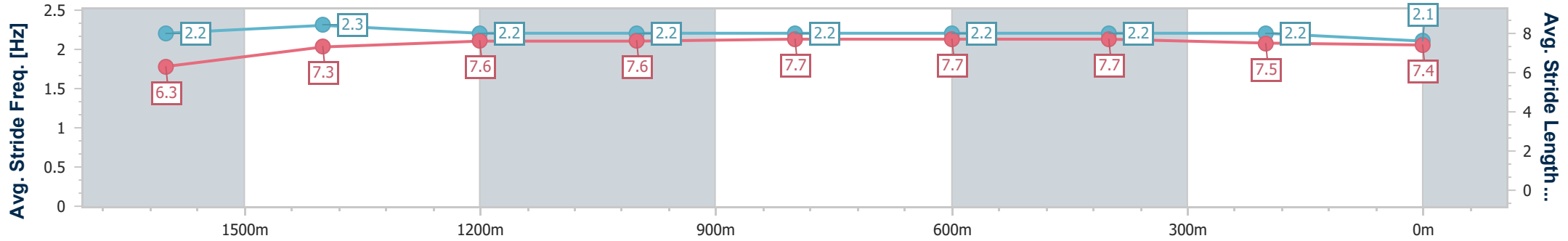
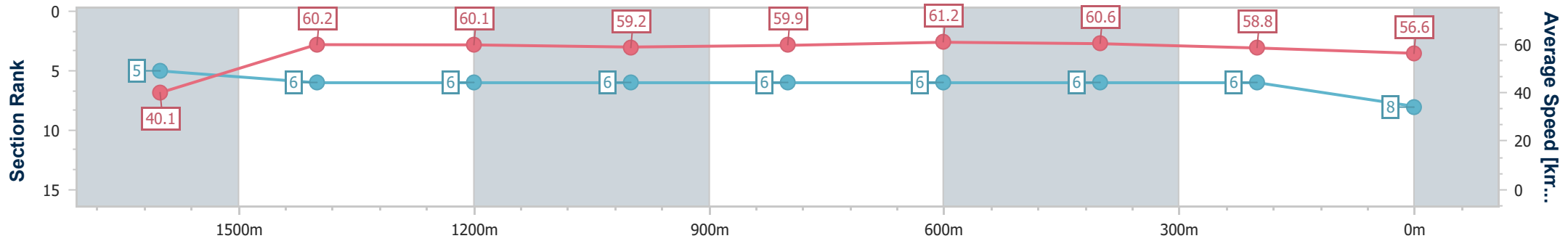
Ipswich QLD Professional
 Race 6: RED BULL AUSTRALIA RATINGS BAND 0 - 58
 Handicap - 1700m



26 January 2025 - 16:01

Track Rating: Soft 5, Weather: Fine, Rail Position: +9m Entire

Section	Overall	1600m	1400m	1200m	1000m	800m	600m	400m	200m
Section Times	1:45.56 [8] (0:09.03)	1:36.53 [5] (0:11.92)	1:24.61 [6] (0:11.89)	1:12.72 [6] (0:12.13)	1:00.59 [6] (0:12.00)	0:48.59 [6] (0:11.76)	0:36.83 [6] (0:11.83)	0:25.00 [6] (0:12.31)	0:12.69 [6] (0:12.69)
Average Speed [km/h]	40.1	60.2	60.1	59.2	59.9	61.2	60.6	58.8	56.6
Top Speed [km/h]	57.1	62.1	61.7	60.4	60.7	61.6	62.2	59.4	58.5
Avg. Dist. to Rail [m]	4.6	1.2	1.5	0.5	0.3	0.8	0.3	0.6	2.2
Avg. Stride Freq. [Hz]	2.2	2.3	2.2	2.2	2.2	2.2	2.2	2.2	2.1
Avg. Stride Length [m]	6.3	7.3	7.6	7.6	7.7	7.7	7.7	7.5	7.4



- [] Ranking at each section and finish
- .-.- No data available at this section
- NA No data available



Horse/Jockey Name	Red Vegas
Final Rank	9
Fastest Section Time (Section)	0:09.56 (Overall)
Top Speed [km/h] (Section)	64.6 (1400m)
Race State	Finished



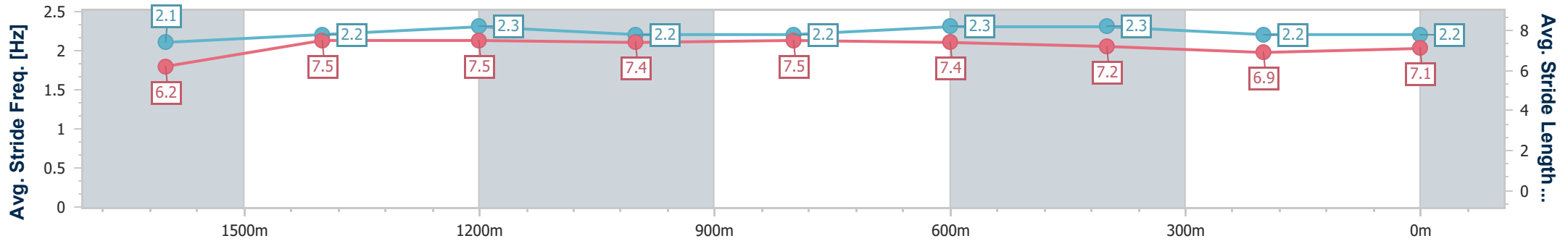
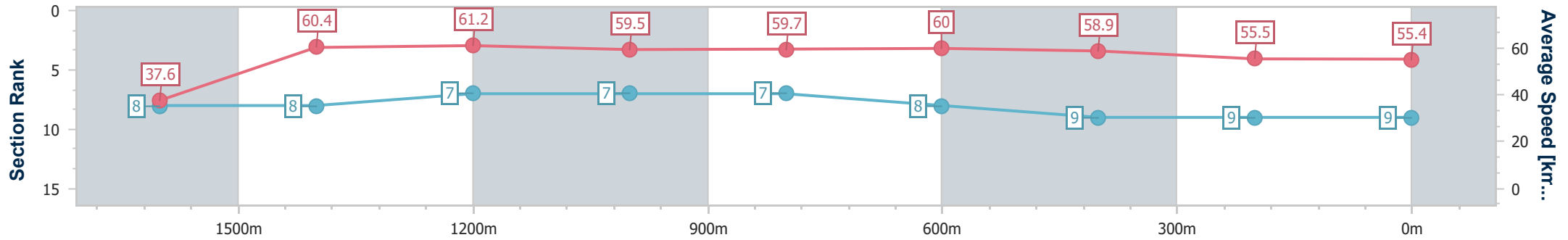
Ipswich QLD Professional
 Race 6: RED BULL AUSTRALIA RATINGS BAND 0 - 58
 Handicap - 1700m



26 January 2025 - 16:01

Track Rating: Soft 5, Weather: Fine, Rail Position: +9m Entire

Section	Overall	1600m	1400m	1200m	1000m	800m	600m	400m	200m
Section Times	1:47.03 [9] (0:09.56)	1:37.47 [8] (0:11.92)	1:25.55 [8] (0:11.62)	1:13.93 [7] (0:12.08)	1:01.85 [7] (0:11.99)	0:49.86 [7] (0:11.93)	0:37.93 [8] (0:12.13)	0:25.80 [9] (0:12.82)	0:12.98 [9] (0:12.98)
Average Speed [km/h]	37.6	60.4	61.2	59.5	59.7	60.0	58.9	55.5	55.4
Top Speed [km/h]	56.6	62.1	64.6	60.1	60.7	60.4	60.1	57.2	56.9
Avg. Dist. to Rail [m]	3.5	2.1	2.2	1.3	1.2	1.8	2.2	2.3	2.0
Avg. Stride Freq. [Hz]	2.1	2.2	2.3	2.2	2.2	2.3	2.3	2.2	2.2
Avg. Stride Length [m]	6.2	7.5	7.5	7.4	7.5	7.4	7.2	6.9	7.1



- [] Ranking at each section and finish
- .-.- No data available at this section
- NA No data available



Horse/Jockey Name	Little Jerry
Final Rank	10
Fastest Section Time (Section)	0:09.52 (Overall)
Top Speed [km/h] (Section)	60.8 (1400m)
Race State	Finished



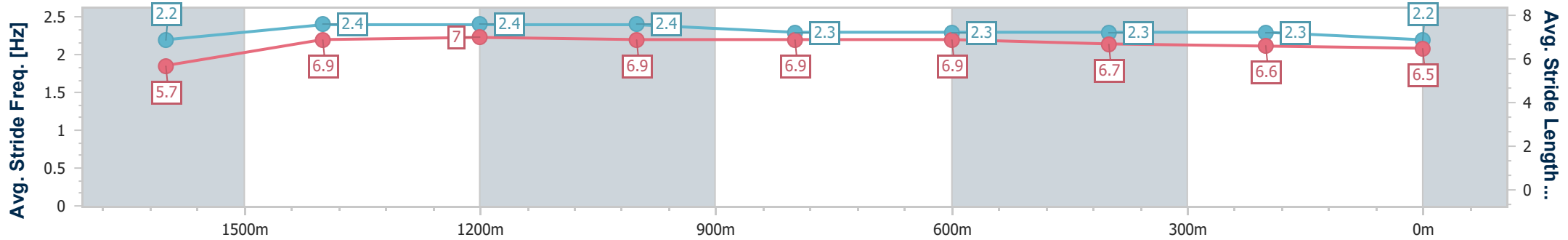
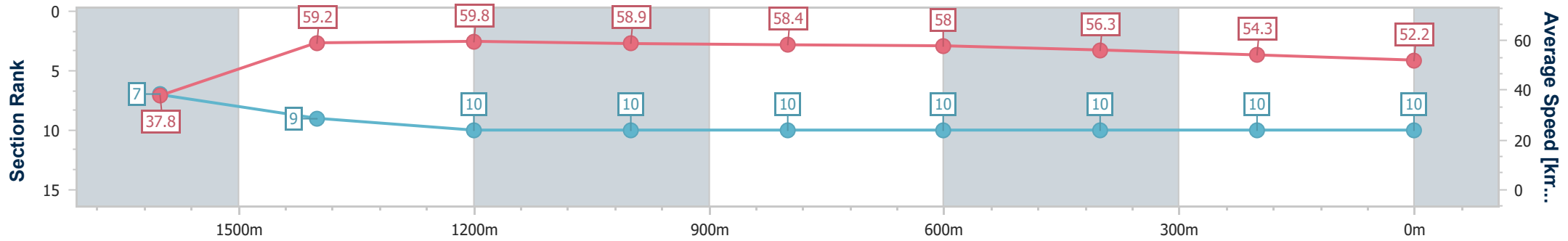
Ipswich QLD Professional
 Race 6: RED BULL AUSTRALIA RATINGS BAND 0 - 58
 Handicap - 1700m



26 January 2025 - 16:01

Track Rating: Soft 5, Weather: Fine, Rail Position: +9m Entire

Section	Overall	1600m	1400m	1200m	1000m	800m	600m	400m	200m
Section Times	1:50.18 [10] (0:09.52)	1:40.66 [7] (0:12.17)	1:28.49 [9] (0:11.97)	1:16.52 [10] (0:12.21)	1:04.31 [10] (0:12.33)	0:51.98 [10] (0:12.38)	0:39.60 [10] (0:12.64)	0:26.96 [10] (0:13.21)	0:13.75 [10] (0:13.75)
Average Speed [km/h]	37.8	59.2	59.8	58.9	58.4	58.0	56.3	54.3	52.2
Top Speed [km/h]	55.7	60.6	60.8	59.3	59.3	58.3	57.9	55.2	54.5
Avg. Dist. to Rail [m]	5.8	0.4	1.0	0.4	0.5	1.3	1.5	1.4	1.3
Avg. Stride Freq. [Hz]	2.2	2.4	2.4	2.4	2.3	2.3	2.3	2.3	2.2
Avg. Stride Length [m]	5.7	6.9	7.0	6.9	6.9	6.9	6.7	6.6	6.5



- [] Ranking at each section and finish
- .-.- No data available at this section
- NA No data available