



Ipswich QLD Professional
Race 7: BARRIER REEF POOLS Colts, Geldings & Entires BENCHMARK
58 Handicap - 1200m
26 January 2025 - 16:45



Track Rating: Soft 5, Weather: Fine, Rail Position: +9m Entire

Section		Overall	1000m	800m	600m	400m	200m	Last 600m					
Field Times		1:10.83 (0:13.81)	0:57.02 (0:11.01)	0:46.01 (0:11.49)	0:34.52 (0:11.42)	0:23.10 (0:11.41)	0:11.69 (0:11.69)	0:34.52					
Rank	TAB Horse/Jockey	Barrier	Top Speed [km/h]	Fastest Section	Margin							Distance Travelled [m]	
1	5 HELL AND BACK Ryan Maloney	4	66.2 Overall	0:11.09 1000m	1:10.83 [1] (0:14.02)	0:56.81 [2] (0:11.09)	0:45.72 [3] (0:11.45)	0:34.27 [3] (0:11.49)	0:22.78 [4] (0:11.34)	0:11.44 [4] (0:11.44)	1:10.83	0:34.27	
2	1 MIO SORRENTO Heidi Gillie	8	68.3 1000m	0:10.81 1000m	1:10.90 [2] (0:14.21)	0:56.69 [4] (0:10.81)	0:45.88 [2] (0:11.36)	0:34.52 [2] (0:11.42)	0:23.10 [2] (0:11.34)	0:11.76 [1] (0:11.76)	0.43L	0:34.52	+0
3	2 BOOM IN THE DARK James Orman	5	67.9 Overall	0:11.01 1000m	1:10.94 [3] (0:13.81)	0:57.13 [1] (0:11.01)	0:46.12 [1] (0:11.49)	0:34.63 [1] (0:11.42)	0:23.21 [1] (0:11.43)	0:11.78 [2] (0:11.78)	0.65L	0:34.63	-1
4	4 CRACKER ESSGEE Olivia Kendal	6	67.3 1000m	0:11.06 1000m	1:11.06 [4] (0:14.24)	0:56.82 [5] (0:11.06)	0:45.76 [5] (0:11.39)	0:34.37 [4] (0:11.30)	0:23.07 [3] (0:11.29)	0:11.78 [3] (0:11.78)	1.36L	0:34.37	+0
5	12 THUNDEROUS Justin Huxtable	1	65.7 Overall	0:11.16 1000m	1:11.17 [5] (0:14.12)	0:57.05 [3] (0:11.16)	0:45.89 [4] (0:11.48)	0:34.41 [5] (0:11.45)	0:22.96 [5] (0:11.37)	0:11.59 [5] (0:11.59)	1.99L	0:34.41	-2
6	7 ALMIGHTY RISING Boris Thornton	2	66.0 1000m	0:11.16 1000m	1:11.47 [6] (0:14.50)	0:56.97 [8] (0:11.16)	0:45.81 [7] (0:11.50)	0:34.31 [7] (0:11.37)	0:22.94 [8] (0:11.30)	0:11.64 [7] (0:11.64)	3.75L	0:34.31	-3
7	17 DOYLE Mark Du Plessis	7	64.7 1000m	0:11.20 1000m	1:11.60 [7] (0:14.50)	0:57.10 [7] (0:11.20)	0:45.90 [8] (0:11.52)	0:34.38 [9] (0:11.30)	0:23.08 [7] (0:11.40)	0:11.68 [8] (0:11.68)	4.52L	0:34.38	-1
8	10 REIGN OF POWER Andrew Mallyon	9	64.8 1000m	0:11.26 1000m	1:11.62 [8] (0:14.61)	0:57.01 [10] (0:11.26)	0:45.75 [10] (0:11.58)	0:34.17 [10] (0:11.30)	0:22.87 [10] (0:11.27)	0:11.60 [10] (0:11.60)	4.64L	0:34.17	+1
9	14 THE POWER OF ONE Jace McMurray	3	65.3 1000m	0:11.15 1000m	1:11.69 [9] (0:14.30)	0:57.39 [6] (0:11.15)	0:46.24 [6] (0:11.48)	0:34.76 [6] (0:11.34)	0:23.42 [6] (0:11.47)	0:11.95 [6] (0:11.95)	5.06L	0:34.76	+4
10	6 KING CHARLES Angela Jones	10	65.8 Overall	0:11.12 1000m	1:12.20 [10] (0:14.59)	0:57.61 [9] (0:11.12)	0:46.49 [9] (0:11.45)	0:35.04 [7] (0:11.37)	0:23.67 [9] (0:11.42)	0:12.25 [9] (0:12.25)	8.04L	0:35.04	-2

Scratched: Our Drummer (#13), Butt Heads (#11), Laser Beam (#15), Cool Panels (#8), Like Smoke (#9), Prometio Mas (#18), Singular (#3), Press Yes (#16)

[] Ranking at each section and finish
 -:-:- No data available at this section
 NA No data available

SCN Saddle cloth number
 DNF Did not finish
 DNT Did not track



Horse/Jockey Name	Hell And Back
Final Rank	1
Fastest Section Time (Section)	0:11.09 (1000m)
Top Speed [km/h] (Section)	66.2 (Overall)
Race State	Finished



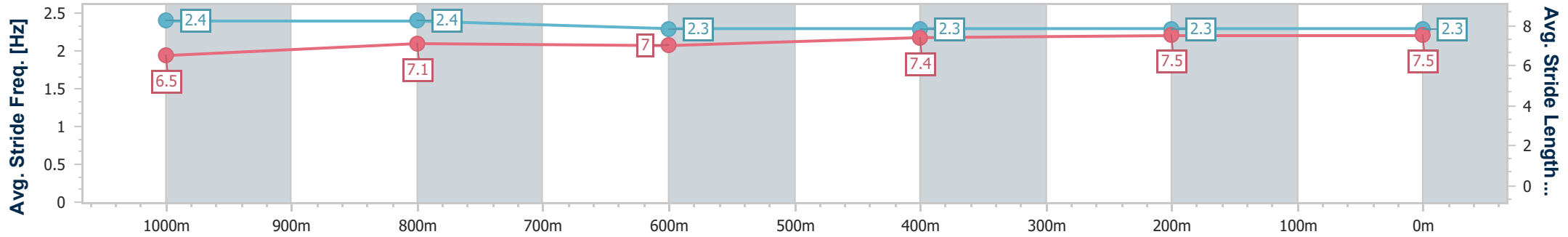
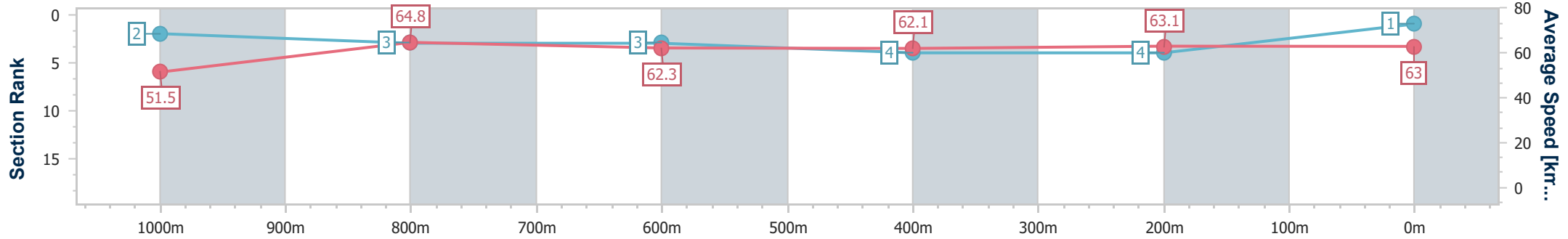
Ipswich QLD Professional
 Race 7: BARRIER REEF POOLS Colts, Geldings & Entires
 BENCHMARK 58 Handicap - 1200m



26 January 2025 - 16:45

Track Rating: Soft 5, Weather: Fine, Rail Position: +9m Entire

Section	Overall	1000m	800m	600m	400m	200m
Section Times	1:10.83 [1] (0:14.02)	0:56.81 [2] (0:11.09)	0:45.72 [3] (0:11.45)	0:34.27 [3] (0:11.49)	0:22.78 [4] (0:11.34)	0:11.44 [4] (0:11.44)
Average Speed [km/h]	51.5	64.8	62.3	62.1	63.1	63.0
Top Speed [km/h]	66.2	66.2	63.0	63.0	64.1	64.4
Avg. Dist. to Rail [m]	2.6	0.9	2.1	1.9	1.0	0.6
Avg. Stride Freq. [Hz]	2.4	2.4	2.3	2.3	2.3	2.3
Avg. Stride Length [m]	6.5	7.1	7.0	7.4	7.5	7.5



- [] Ranking at each section and finish
- .-.- No data available at this section
- NA No data available



Horse/Jockey Name	Mio Sorrento
Final Rank	2
Fastest Section Time (Section)	0:10.81 (1000m)
Top Speed [km/h] (Section)	68.3 (1000m)
Race State	Finished



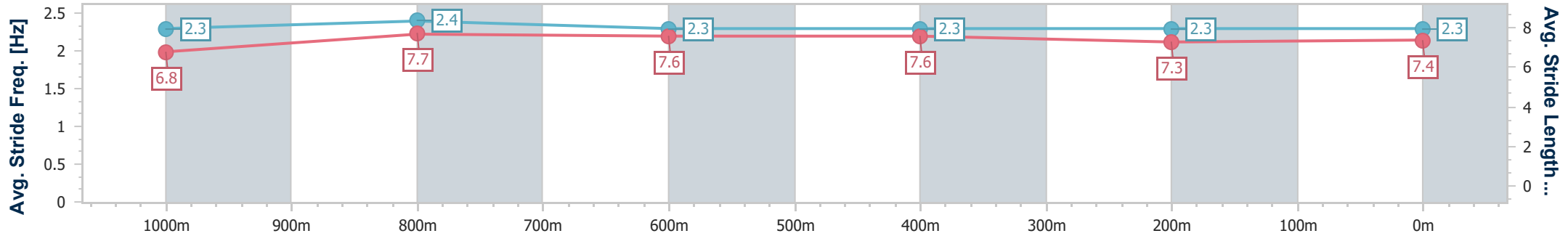
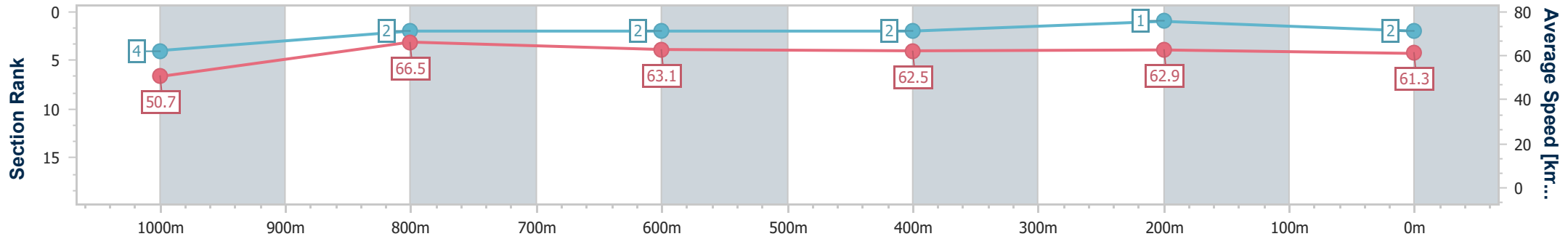
Ipswich QLD Professional
 Race 7: BARRIER REEF POOLS Colts, Geldings & Entires
 BENCHMARK 58 Handicap - 1200m



26 January 2025 - 16:45

Track Rating: Soft 5, Weather: Fine, Rail Position: +9m Entire

Section	Overall	1000m	800m	600m	400m	200m
Section Times	1:10.90 [2] (0:14.21)	0:56.69 [4] (0:10.81)	0:45.88 [2] (0:11.36)	0:34.52 [2] (0:11.42)	0:23.10 [2] (0:11.34)	0:11.76 [1] (0:11.76)
Average Speed [km/h]	50.7	66.5	63.1	62.5	62.9	61.3
Top Speed [km/h]	67.7	68.3	64.0	63.1	63.8	63.3
Avg. Dist. to Rail [m]	5.8	0.7	1.7	2.0	1.2	1.3
Avg. Stride Freq. [Hz]	2.3	2.4	2.3	2.3	2.3	2.3
Avg. Stride Length [m]	6.8	7.7	7.6	7.6	7.3	7.4



- [] Ranking at each section and finish
- .-.- No data available at this section
- NA No data available



Horse/Jockey Name	Boom In The Dark
Final Rank	3
Fastest Section Time (Section)	0:11.01 (1000m)
Top Speed [km/h] (Section)	67.9 (Overall)
Race State	Finished



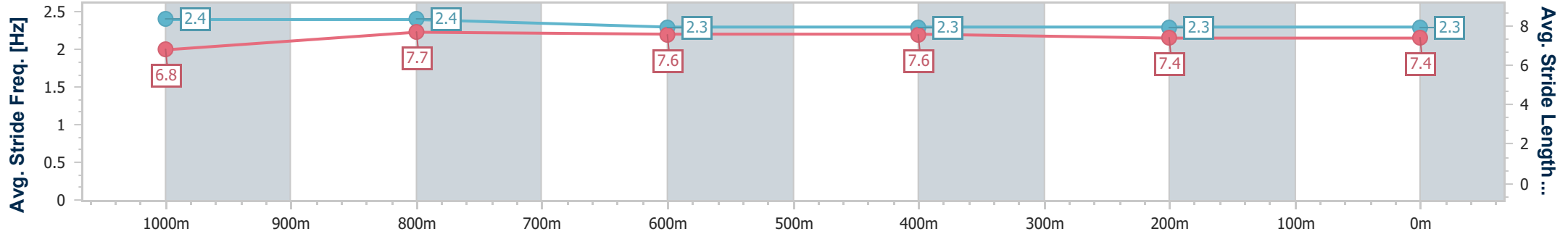
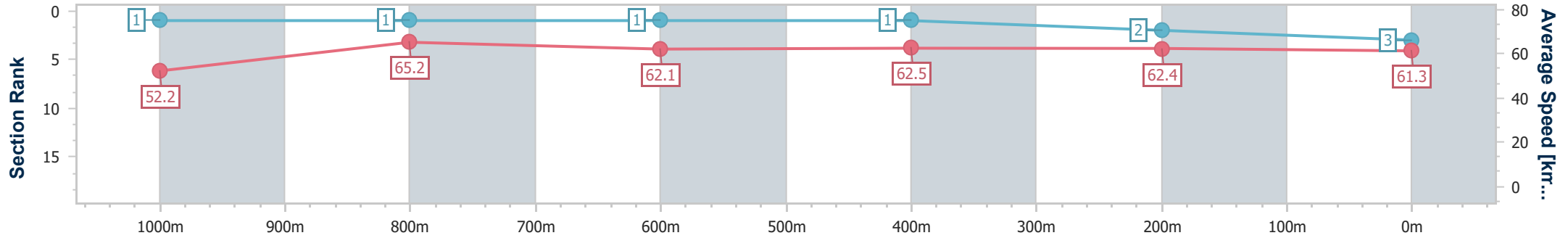
Ipswich QLD Professional
 Race 7: BARRIER REEF POOLS Colts, Geldings & Entires
 BENCHMARK 58 Handicap - 1200m



26 January 2025 - 16:45

Track Rating: Soft 5, Weather: Fine, Rail Position: +9m Entire

Section	Overall	1000m	800m	600m	400m	200m
Section Times	1:10.94 [3] (0:13.81)	0:57.13 [1] (0:11.01)	0:46.12 [1] (0:11.49)	0:34.63 [1] (0:11.42)	0:23.21 [1] (0:11.43)	0:11.78 [2] (0:11.78)
Average Speed [km/h]	52.2	65.2	62.1	62.5	62.4	61.3
Top Speed [km/h]	67.9	67.4	62.4	62.9	63.6	62.9
Avg. Dist. to Rail [m]	4.7	1.1	2.1	2.4	1.9	2.0
Avg. Stride Freq. [Hz]	2.4	2.4	2.3	2.3	2.3	2.3
Avg. Stride Length [m]	6.8	7.7	7.6	7.6	7.4	7.4





Horse/Jockey Name	Cracker Essgee
Final Rank	4
Fastest Section Time (Section)	0:11.06 (1000m)
Top Speed [km/h] (Section)	67.3 (1000m)
Race State	Finished



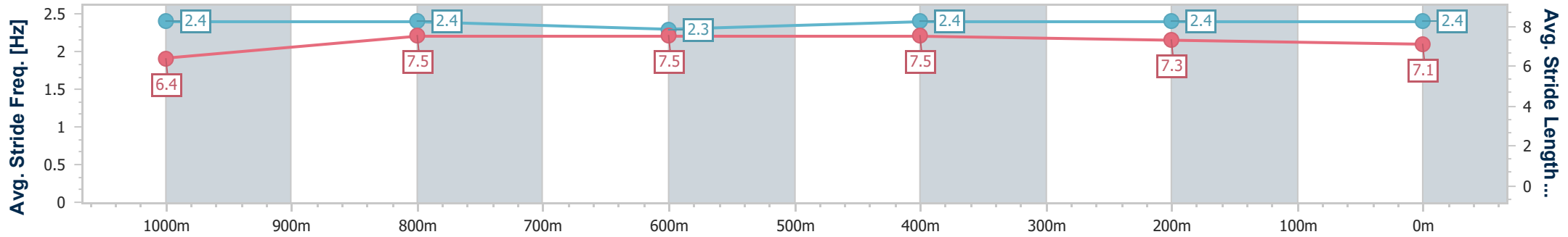
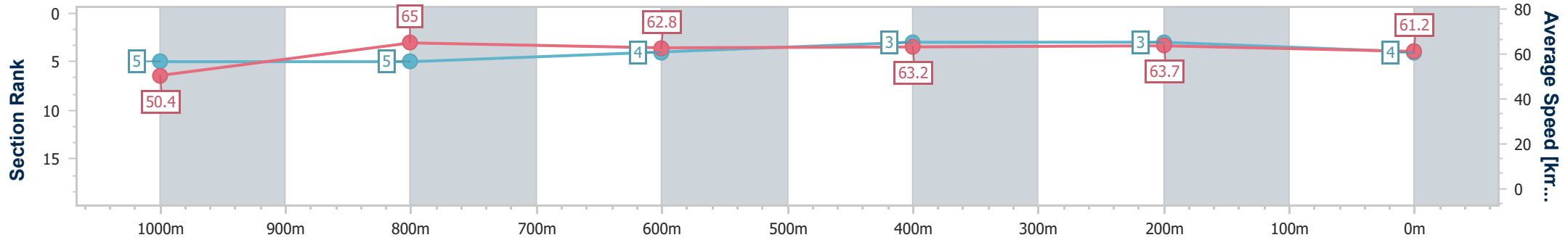
Ipswich QLD Professional
 Race 7: BARRIER REEF POOLS Colts, Geldings & Entires
 BENCHMARK 58 Handicap - 1200m



26 January 2025 - 16:45

Track Rating: Soft 5, Weather: Fine, Rail Position: +9m Entire

Section	Overall	1000m	800m	600m	400m	200m
Section Times	1:11.06 [4] (0:14.24)	0:56.82 [5] (0:11.06)	0:45.76 [5] (0:11.39)	0:34.37 [4] (0:11.30)	0:23.07 [3] (0:11.29)	0:11.78 [3] (0:11.78)
Average Speed [km/h]	50.4	65.0	62.8	63.2	63.7	61.2
Top Speed [km/h]	67.2	67.3	63.4	64.1	64.2	63.2
Avg. Dist. to Rail [m]	3.8	0.9	1.8	1.9	0.8	1.5
Avg. Stride Freq. [Hz]	2.4	2.4	2.3	2.4	2.4	2.4
Avg. Stride Length [m]	6.4	7.5	7.5	7.5	7.3	7.1



- [] Ranking at each section and finish
- .-.- No data available at this section
- NA No data available



Horse/Jockey Name	Thunderous
Final Rank	5
Fastest Section Time (Section)	0:11.16 (1000m)
Top Speed [km/h] (Section)	65.7 (Overall)
Race State	Finished



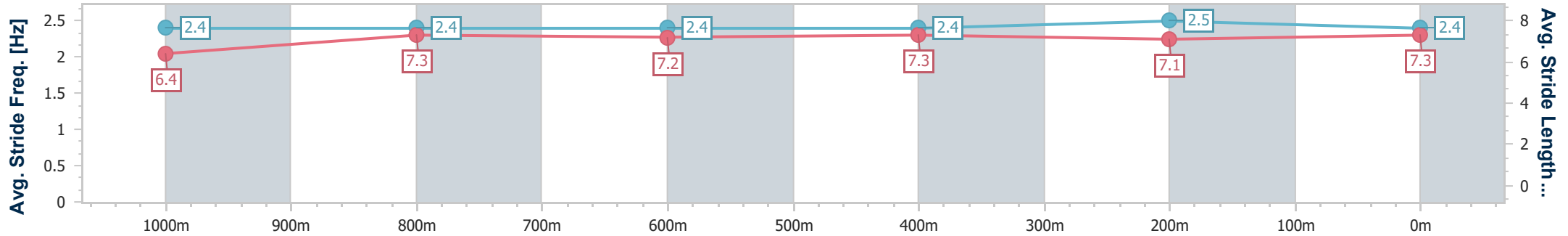
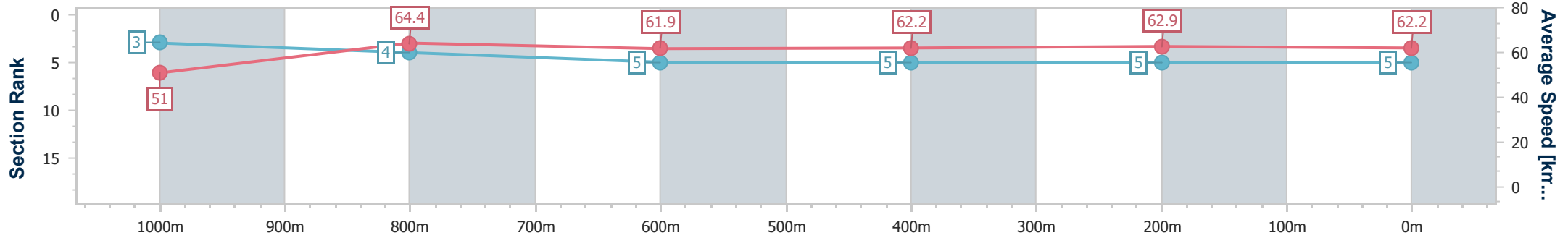
Ipswich QLD Professional
 Race 7: BARRIER REEF POOLS Colts, Geldings & Entires
 BENCHMARK 58 Handicap - 1200m



26 January 2025 - 16:45

Track Rating: Soft 5, Weather: Fine, Rail Position: +9m Entire

Section	Overall	1000m	800m	600m	400m	200m
Section Times	1:11.17 [5] (0:14.12)	0:57.05 [3] (0:11.16)	0:45.89 [4] (0:11.48)	0:34.41 [5] (0:11.45)	0:22.96 [5] (0:11.37)	0:11.59 [5] (0:11.59)
Average Speed [km/h]	51.0	64.4	61.9	62.2	62.9	62.2
Top Speed [km/h]	65.7	65.6	62.6	62.7	63.8	63.7
Avg. Dist. to Rail [m]	0.4	1.7	2.5	2.6	1.9	0.6
Avg. Stride Freq. [Hz]	2.4	2.4	2.4	2.4	2.5	2.4
Avg. Stride Length [m]	6.4	7.3	7.2	7.3	7.1	7.3



- [] Ranking at each section and finish
- .-.- No data available at this section
- NA No data available



Horse/Jockey Name	Almighty Rising
Final Rank	6
Fastest Section Time (Section)	0:11.16 (1000m)
Top Speed [km/h] (Section)	66.0 (1000m)
Race State	Finished



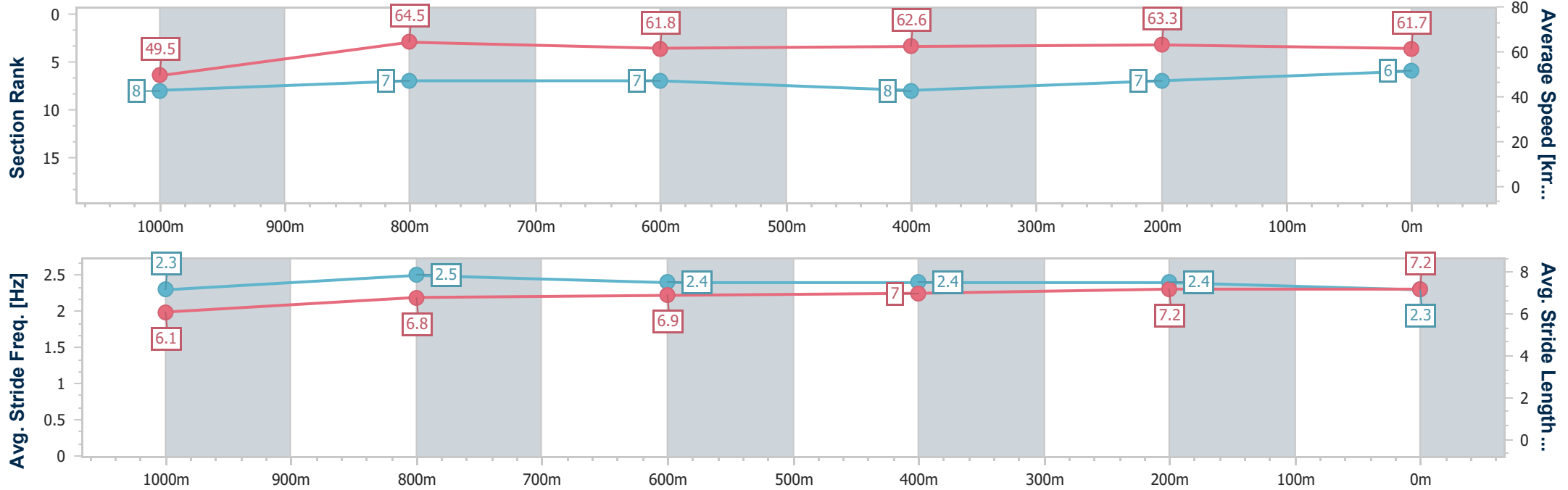
Ipswich QLD Professional
 Race 7: BARRIER REEF POOLS Colts, Geldings & Entires
 BENCHMARK 58 Handicap - 1200m



26 January 2025 - 16:45

Track Rating: Soft 5, Weather: Fine, Rail Position: +9m Entire

Section	Overall	1000m	800m	600m	400m	200m
Section Times	1:11.47 [6] (0:14.50)	0:56.97 [8] (0:11.16)	0:45.81 [7] (0:11.50)	0:34.31 [7] (0:11.37)	0:22.94 [8] (0:11.30)	0:11.64 [7] (0:11.64)
Average Speed [km/h]	49.5	64.5	61.8	62.6	63.3	61.7
Top Speed [km/h]	65.2	66.0	63.9	63.7	63.9	63.7
Avg. Dist. to Rail [m]	1.1	1.5	3.0	2.7	1.1	1.8
Avg. Stride Freq. [Hz]	2.3	2.5	2.4	2.4	2.4	2.3
Avg. Stride Length [m]	6.1	6.8	6.9	7.0	7.2	7.2



- [] Ranking at each section and finish
- .-.- No data available at this section
- NA No data available



Horse/Jockey Name	Doyle
Final Rank	7
Fastest Section Time (Section)	0:11.20 (1000m)
Top Speed [km/h] (Section)	64.7 (1000m)
Race State	Finished



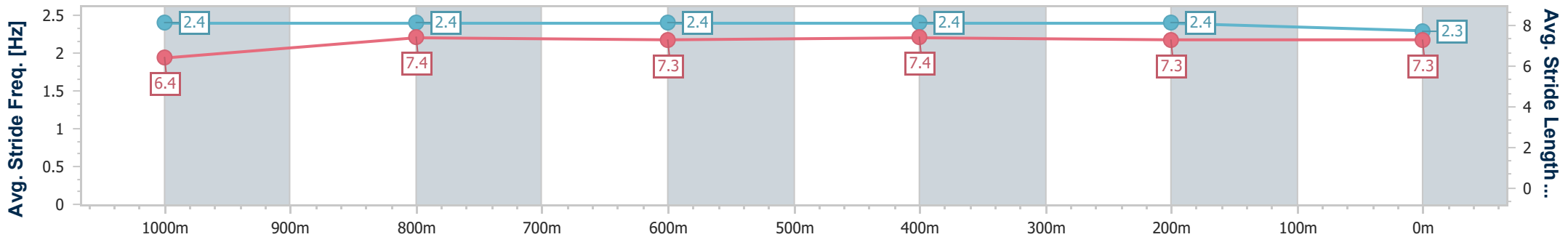
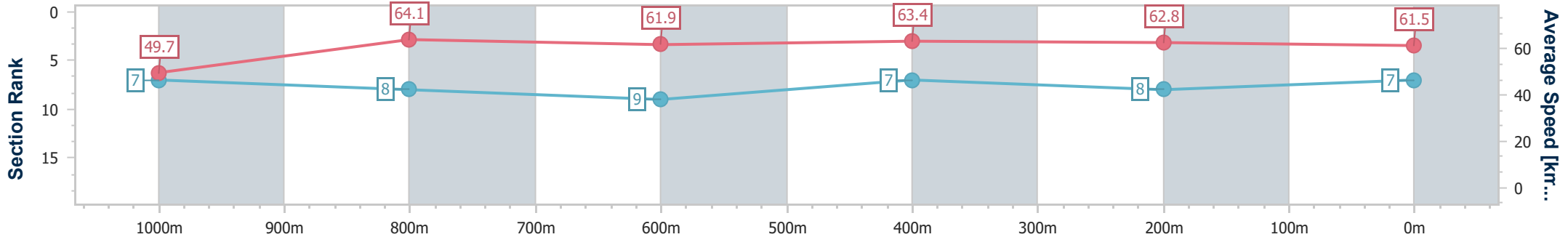
Ipswich QLD Professional
 Race 7: BARRIER REEF POOLS Colts, Geldings & Entires
 BENCHMARK 58 Handicap - 1200m



26 January 2025 - 16:45

Track Rating: Soft 5, Weather: Fine, Rail Position: +9m Entire

Section	Overall	1000m	800m	600m	400m	200m
Section Times	1:11.60 [7] (0:14.50)	0:57.10 [7] (0:11.20)	0:45.90 [8] (0:11.52)	0:34.38 [9] (0:11.30)	0:23.08 [7] (0:11.40)	0:11.68 [8]
Average Speed [km/h]	49.7	64.1	61.9	63.4	62.8	61.5
Top Speed [km/h]	64.4	64.7	63.0	64.1	64.3	63.5
Avg. Dist. to Rail [m]	4.9	0.6	2.2	2.2	1.2	0.8
Avg. Stride Freq. [Hz]	2.4	2.4	2.4	2.4	2.4	2.3
Avg. Stride Length [m]	6.4	7.4	7.3	7.4	7.3	7.3



- [] Ranking at each section and finish
- .-.- No data available at this section
- NA No data available



Horse/Jockey Name	Reign Of Power
Final Rank	8
Fastest Section Time (Section)	0:11.26 (1000m)
Top Speed [km/h] (Section)	64.8 (1000m)
Race State	Finished



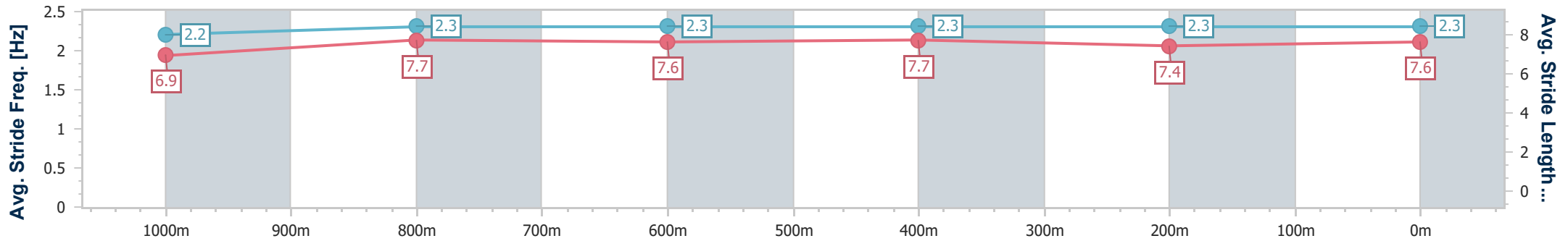
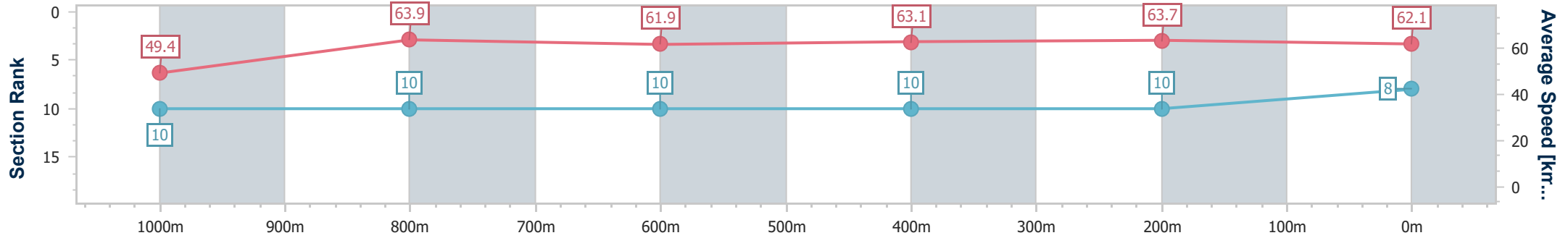
Ipswich QLD Professional
 Race 7: BARRIER REEF POOLS Colts, Geldings & Entires
 BENCHMARK 58 Handicap - 1200m



26 January 2025 - 16:45

Track Rating: Soft 5, Weather: Fine, Rail Position: +9m Entire

Section	Overall	1000m	800m	600m	400m	200m
Section Times	1:11.62 [8] (0:14.61)	0:57.01 [10] (0:11.26)	0:45.75 [10] (0:11.58)	0:34.17 [10] (0:11.30)	0:22.87 [10] (0:11.27)	0:11.60 [10] (0:11.60)
Average Speed [km/h]	49.4	63.9	61.9	63.1	63.7	62.1
Top Speed [km/h]	64.3	64.8	63.5	64.2	64.6	64.4
Avg. Dist. to Rail [m]	7.2	0.7	1.4	2.2	1.4	4.0
Avg. Stride Freq. [Hz]	2.2	2.3	2.3	2.3	2.3	2.3
Avg. Stride Length [m]	6.9	7.7	7.6	7.7	7.4	7.6



- [] Ranking at each section and finish
- .-.- No data available at this section
- NA No data available



Horse/Jockey Name	The Power Of One
Final Rank	9
Fastest Section Time (Section)	0:11.15 (1000m)
Top Speed [km/h] (Section)	65.3 (1000m)
Race State	Finished



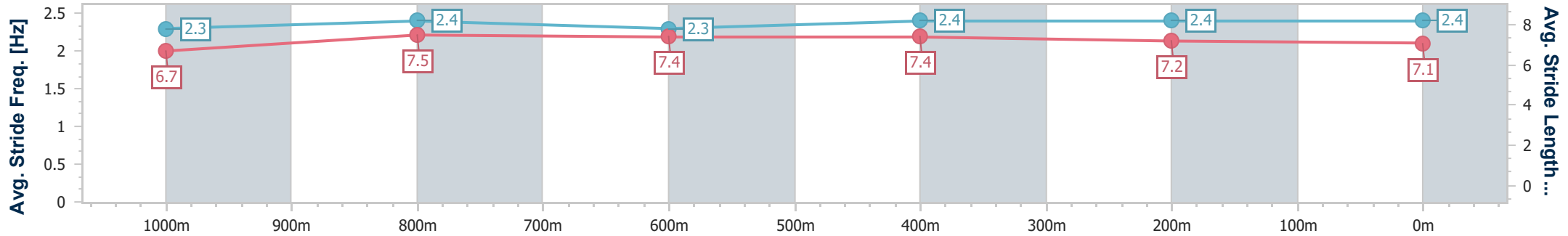
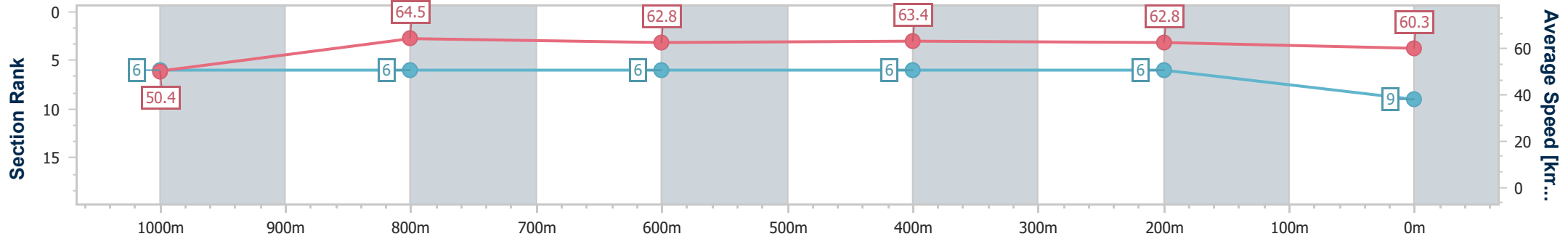
Ipswich QLD Professional
 Race 7: BARRIER REEF POOLS Colts, Geldings & Entires
 BENCHMARK 58 Handicap - 1200m



26 January 2025 - 16:45

Track Rating: Soft 5, Weather: Fine, Rail Position: +9m Entire

Section	Overall	1000m	800m	600m	400m	200m
Section Times	1:11.69 [9] (0:14.30)	0:57.39 [6] (0:11.15)	0:46.24 [6] (0:11.48)	0:34.76 [6] (0:11.34)	0:23.42 [6] (0:11.47)	0:11.95 [6] (0:11.95)
Average Speed [km/h]	50.4	64.5	62.8	63.4	62.8	60.3
Top Speed [km/h]	65.0	65.3	63.6	64.0	63.7	62.4
Avg. Dist. to Rail [m]	1.7	0.3	0.2	0.4	1.1	2.7
Avg. Stride Freq. [Hz]	2.3	2.4	2.3	2.4	2.4	2.4
Avg. Stride Length [m]	6.7	7.5	7.4	7.4	7.2	7.1



- [] Ranking at each section and finish
- .-.- No data available at this section
- NA No data available



Horse/Jockey Name	King Charles
Final Rank	10
Fastest Section Time (Section)	0:11.12 (1000m)
Top Speed [km/h] (Section)	65.8 (Overall)
Race State	Finished



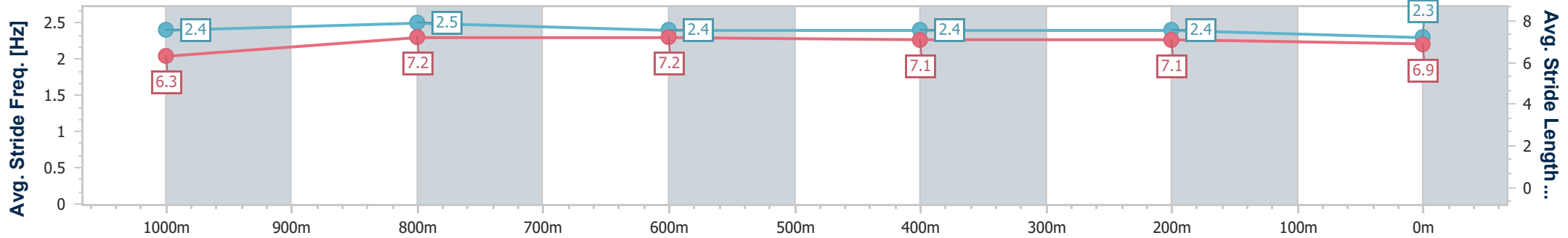
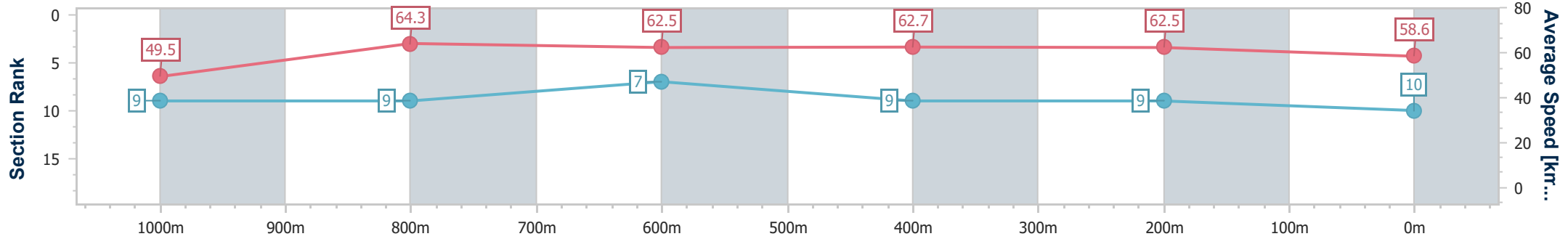
Ipswich QLD Professional
 Race 7: BARRIER REEF POOLS Colts, Geldings & Entires
 BENCHMARK 58 Handicap - 1200m



26 January 2025 - 16:45

Track Rating: Soft 5, Weather: Fine, Rail Position: +9m Entire

Section	Overall	1000m	800m	600m	400m	200m
Section Times	1:12.20 [10] (0:14.59)	0:57.61 [9] (0:11.12)	0:46.49 [9] (0:11.45)	0:35.04 [7] (0:11.37)	0:23.67 [9] (0:11.42)	0:12.25 [9] (0:12.25)
Average Speed [km/h]	49.5	64.3	62.5	62.7	62.5	58.6
Top Speed [km/h]	65.8	65.4	64.3	64.7	63.1	62.0
Avg. Dist. to Rail [m]	5.1	1.3	2.3	2.7	2.0	1.8
Avg. Stride Freq. [Hz]	2.4	2.5	2.4	2.4	2.4	2.3
Avg. Stride Length [m]	6.3	7.2	7.2	7.1	7.1	6.9



- [] Ranking at each section and finish
- .-.- No data available at this section
- NA No data available