



Doomben QLD Professional

Race 3: GIRLS DAY OUT 1 MARCH BENCHMARK 75 Handicap - 1640m

27 January 2025 - 14:48



BRISBANE
RACING CLUB

Track Rating: Good 4, Weather: Overcast, Rail Position: +7m Entire

Section		Overall	1400m	1200m	1000m	800m	600m	400m	Last 600m				
Field Times		1:39.20 (0:16.93)	1:22.27 (0:11.58)	1:10.69 (0:12.15)	0:58.54 (0:12.26)	0:46.28 (0:11.95)	0:34.33 (0:11.40)	0:22.93 (0:11.22)	0:34.33				
Rank	TAB Horse/Jockey	Barrier	Top Speed [km/h]	Fastest Section									Distance Travelled [m]
1	2 EXPECTANT Georgina Cartwright	2	66.1 400m	0:11.04 400m	1:39.20 [1] (0:17.28)	1:21.92 [4] (0:11.58)	1:10.34 [4] (0:12.15)	0:58.19 [5] (0:12.28)	0:45.91 [5] (0:12.03)	0:33.88 [5] (0:11.26)	0:22.62 [5] (0:11.04)	0:33.88	
2	4 ROLLER COASTER Michael Rodd	4	68.5 400m	0:10.90 400m	1:39.28 [2] (0:17.58)	1:21.70 [6] (0:11.61)	1:10.09 [6] (0:12.07)	0:58.02 [6] (0:12.17)	0:45.85 [6] (0:11.96)	0:33.89 [6] (0:11.28)	0:22.61 [6] (0:10.90)	0:33.89	+4
3	8 STEP ON FIRE Jim Byrne	3	65.8 400m	0:11.06 400m	1:39.41 [3] (0:17.30)	1:22.11 [5] (0:11.70)	1:10.41 [5] (0:12.00)	0:58.41 [4] (0:12.25)	0:46.16 [4] (0:11.89)	0:34.27 [4] (0:11.31)	0:22.96 [4] (0:11.06)	0:34.27	+0
4	1 TEXAS Boris Thornton	5	65.6 400m	0:11.19 400m	1:39.58 [4] (0:17.04)	1:22.54 [2] (0:11.67)	1:10.87 [3] (0:12.01)	0:58.86 [2] (0:12.20)	0:46.66 [1] (0:11.95)	0:34.71 [1] (0:11.43)	0:23.28 [2] (0:11.19)	0:34.71	+4
5	6 FLAMINGO BEACH Tahlia Fenlon	1	64.4 400m	0:11.26 400m	1:39.64 [5] (0:17.11)	1:22.53 [3] (0:11.40)	1:11.13 [1] (0:12.29)	0:58.84 [3] (0:12.21)	0:46.63 [3] (0:11.91)	0:34.72 [3] (0:11.44)	0:23.28 [3] (0:11.26)	0:34.72	-7
6	7 MAUI Emily Lang	6	64.8 400m	0:11.30 400m	1:39.83 [6] (0:16.93)	1:22.90 [1] (0:11.59)	1:11.31 [2] (0:12.14)	0:59.17 [1] (0:12.32)	0:46.85 [2] (0:11.94)	0:34.91 [2] (0:11.35)	0:23.56 [1] (0:11.30)	0:34.91	-2

Scratched: Just Flying (#3), Sukhbir (#5)

[] Ranking at each section and finish
 -:-:- No data available at this section
 NA No data available

SCN Saddle cloth number
 DNF Did not finish
 DNT Did not track



Doomben QLD Professional

Race 3: GIRLS DAY OUT 1 MARCH BENCHMARK 75 Handicap - 1640m

27 January 2025 - 14:48



BRISBANE
RACING CLUB

Track Rating: Good 4, Weather: Overcast, Rail Position: +7m Entire

Section							200m			Last 600m
Field Times							0:11.71 (0:11.71)			0:34.33
Rank	TAB	Horse/Jockey	Barrier	Top Speed [km/h]	Fastest Section	Margin			Distance Travelled [m]	
1	2	EXPECTANT Georgina Cartwright	2	66.1 400m	0:11.04 400m	0:11.58 [5] (0:11.58)	1:39.20		0:33.88	
2	4	ROLLER COASTER Michael Rodd	4	68.5 400m	0:10.90 400m	0:11.71 [4] (0:11.71)	0.46L		0:33.89 +4	
3	8	STEP ON FIRE Jim Byrne	3	65.8 400m	0:11.06 400m	0:11.90 [2] (0:11.90)	1.24L		0:34.27 +0	
4	1	TEXAS Boris Thornton	5	65.6 400m	0:11.19 400m	0:12.09 [1] (0:12.09)	2.22L		0:34.71 +4	
5	6	FLAMINGO BEACH Tahlia Fenlon	1	64.4 400m	0:11.26 400m	0:12.02 [6] (0:12.02)	2.6L		0:34.72 -7	
6	7	MAUI Emily Lang	6	64.8 400m	0:11.30 400m	0:12.26 [3] (0:12.26)	3.69L		0:34.91 -2	

Scratched: Just Flying (#3), Sukhbir (#5)



Horse/Jockey Name	Expectant
Final Rank	1
Fastest Section Time (Section)	0:11.04 (400m)
Top Speed [km/h] (Section)	66.1 (400m)
Race State	Finished



Doomben QLD Professional
Race 3: GIRLS DAY OUT 1 MARCH BENCHMARK 75 Handicap - 1640m

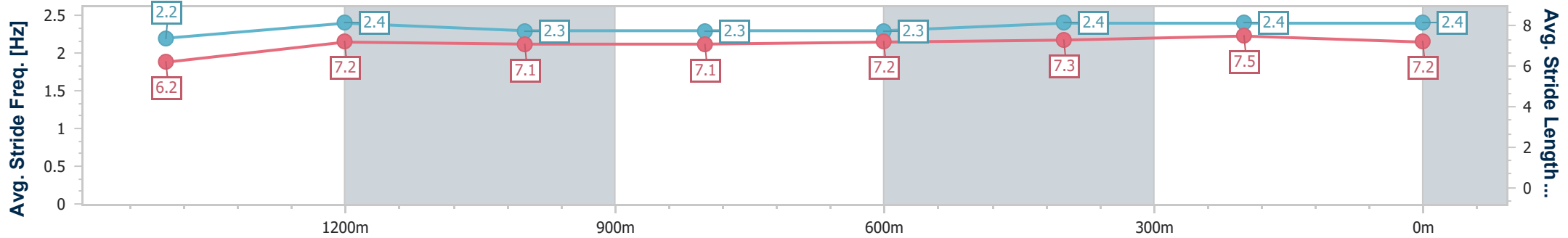
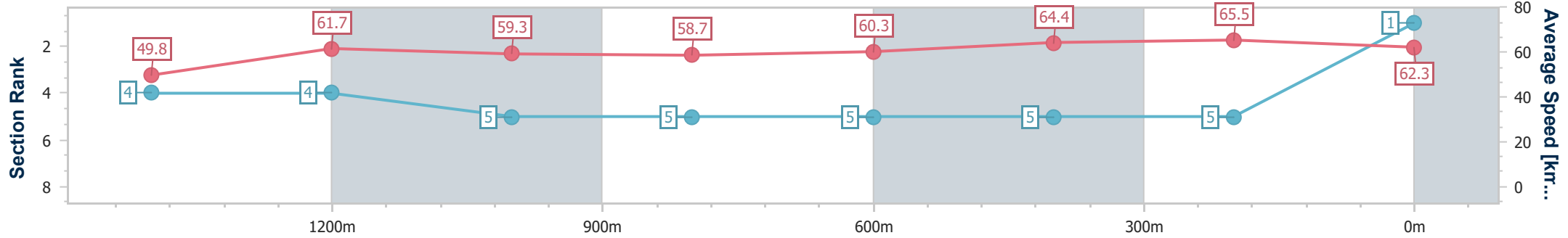


27 January 2025 - 14:48

BRISBANE RACING CLUB

Track Rating: Good 4, Weather: Overcast, Rail Position: +7m Entire

Section	Overall	1400m	1200m	1000m	800m	600m	400m	200m
Section Times	1:39.20 [1] (0:17.28)	1:21.92 [4] (0:11.58)	1:10.34 [4] (0:12.15)	0:58.19 [5] (0:12.28)	0:45.91 [5] (0:12.03)	0:33.88 [5] (0:11.26)	0:22.62 [5] (0:11.04)	0:11.58 [5] (0:11.58)
Average Speed [km/h]	49.8	61.7	59.3	58.7	60.3	64.4	65.5	62.3
Top Speed [km/h]	62.0	62.5	61.7	59.4	62.0	65.9	66.1	64.4
Avg. Dist. to Rail [m]	1.1	1.4	0.6	1.0	1.2	1.4	3.4	6.9
Avg. Stride Freq. [Hz]	2.2	2.4	2.3	2.3	2.3	2.4	2.4	2.4
Avg. Stride Length [m]	6.2	7.2	7.1	7.1	7.2	7.3	7.5	7.2



- [] Ranking at each section and finish
- .-.- No data available at this section
- NA No data available



Horse/Jockey Name	Roller Coaster
Final Rank	2
Fastest Section Time (Section)	0:10.90 (400m)
Top Speed [km/h] (Section)	68.5 (400m)
Race State	Finished



Doomben QLD Professional
Race 3: GIRLS DAY OUT 1 MARCH BENCHMARK 75 Handicap - 1640m

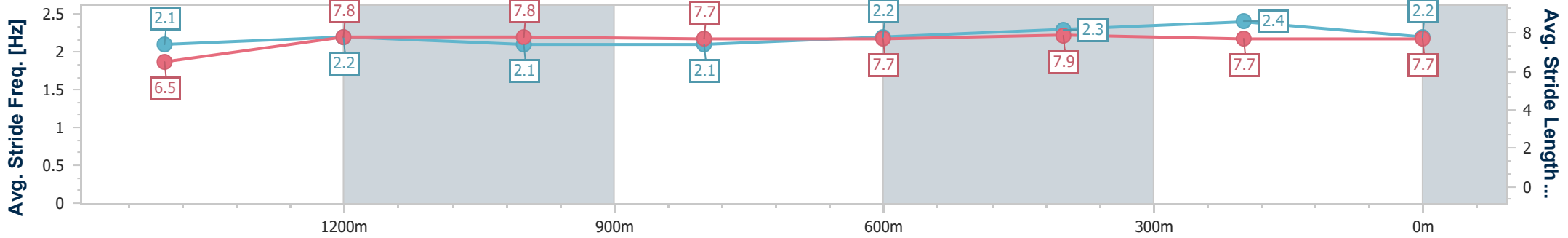
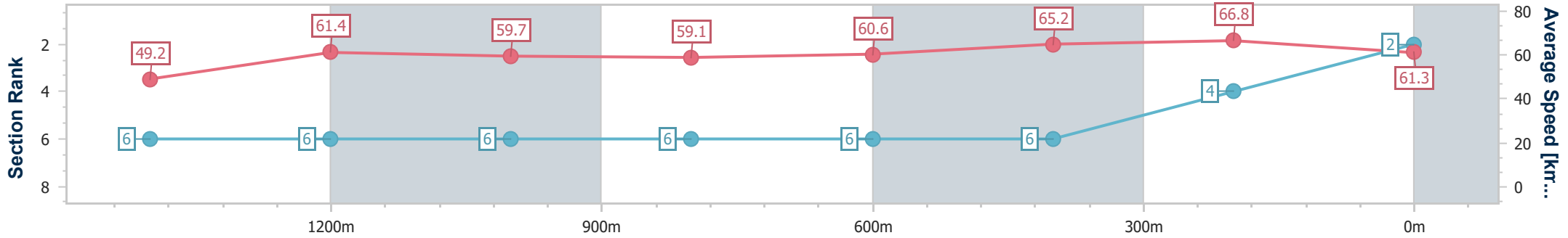


27 January 2025 - 14:48

BRISBANE RACING CLUB

Track Rating: Good 4, Weather: Overcast, Rail Position: +7m Entire

Section	Overall	1400m	1200m	1000m	800m	600m	400m	200m					
Section Times	1:39.28 [2] (0:17.58)	1:21.70 [6] (0:11.61)	1:10.09 [6] (0:12.07)	0:58.02 [6] (0:12.17)	0:45.85 [6] (0:11.96)	0:33.89 [6] (0:11.28)	0:22.61 [6] (0:10.90)	0:11.71 [4] (0:11.71)					
Average Speed [km/h]	49.2	61.4	59.7	59.1	60.6	65.2	66.8	61.3					
Top Speed [km/h]	61.1	61.8	61.0	60.5	63.1	67.3	68.5	65.3					
Avg. Dist. to Rail [m]	0.9	1.6	0.6	0.3	1.3	4.2	5.9	7.6					
Avg. Stride Freq. [Hz]	2.1	2.2	2.1	2.1	2.2	2.3	2.4	2.2					
Avg. Stride Length [m]	6.5	7.8	7.8	7.7	7.7	7.9	7.7	7.7					



- [] Ranking at each section and finish
- .-.- No data available at this section
- NA No data available



Horse/Jockey Name	Step On Fire
Final Rank	3
Fastest Section Time (Section)	0:11.06 (400m)
Top Speed [km/h] (Section)	65.8 (400m)
Race State	Finished



Doomben QLD Professional
Race 3: GIRLS DAY OUT 1 MARCH BENCHMARK 75 Handicap - 1640m

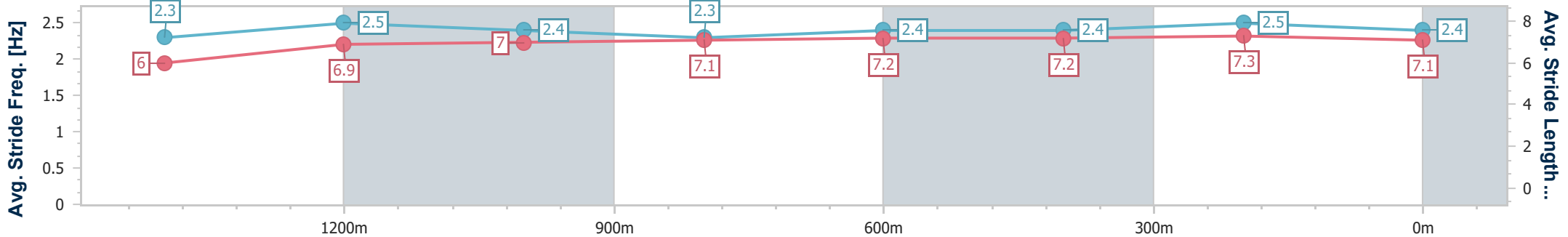
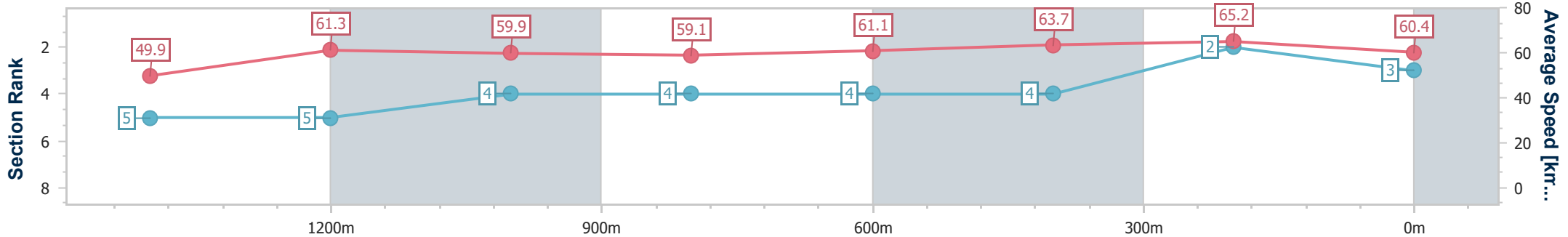


27 January 2025 - 14:48

BRISBANE RACING CLUB

Track Rating: Good 4, Weather: Overcast, Rail Position: +7m Entire

Section	Overall	1400m	1200m	1000m	800m	600m	400m	200m
Section Times	1:39.41 [3] (0:17.30)	1:22.11 [5] (0:11.70)	1:10.41 [5] (0:12.00)	0:58.41 [4] (0:12.25)	0:46.16 [4] (0:11.89)	0:34.27 [4] (0:11.31)	0:22.96 [4] (0:11.06)	0:11.90 [2] (0:11.90)
Average Speed [km/h]	49.9	61.3	59.9	59.1	61.1	63.7	65.2	60.4
Top Speed [km/h]	61.3	61.8	61.8	59.7	63.3	65.1	65.8	64.0
Avg. Dist. to Rail [m]	0.6	0.7	0.4	1.4	1.1	0.4	1.8	4.5
Avg. Stride Freq. [Hz]	2.3	2.5	2.4	2.3	2.4	2.4	2.5	2.4
Avg. Stride Length [m]	6.0	6.9	7.0	7.1	7.2	7.2	7.3	7.1



- [] Ranking at each section and finish
- .-.- No data available at this section
- NA No data available



Horse/Jockey Name	Texas
Final Rank	4
Fastest Section Time (Section)	0:11.19 (400m)
Top Speed [km/h] (Section)	65.6 (400m)
Race State	Finished



Doomben QLD Professional
Race 3: GIRLS DAY OUT 1 MARCH BENCHMARK 75 Handicap - 1640m

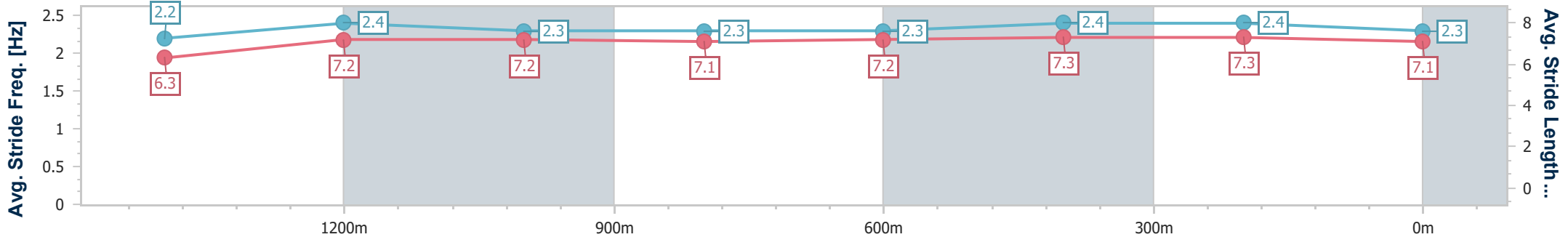
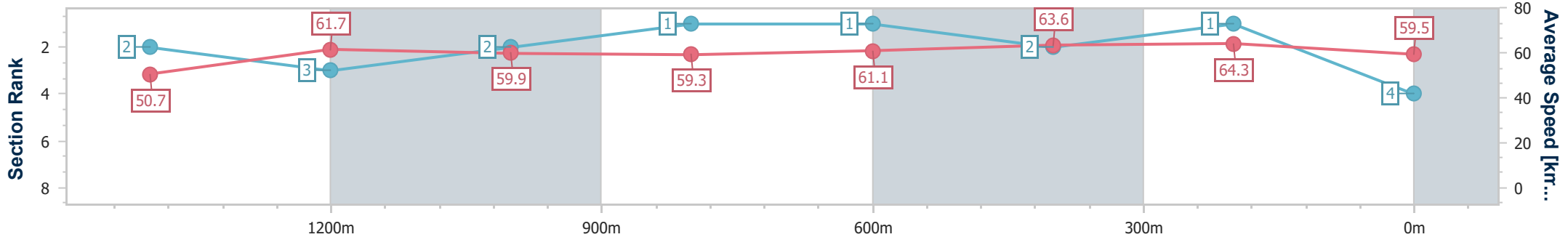


27 January 2025 - 14:48

BRISBANE RACING CLUB

Track Rating: Good 4, Weather: Overcast, Rail Position: +7m Entire

Section	Overall	1400m	1200m	1000m	800m	600m	400m	200m
Section Times	1:39.58 [4] (0:17.04)	1:22.54 [2] (0:11.67)	1:10.87 [3] (0:12.01)	0:58.86 [2] (0:12.20)	0:46.66 [1] (0:11.95)	0:34.71 [1] (0:11.43)	0:23.28 [2] (0:11.19)	0:12.09 [1] (0:12.09)
Average Speed [km/h]	50.7	61.7	59.9	59.3	61.1	63.6	64.3	59.5
Top Speed [km/h]	62.7	62.2	62.6	61.0	63.0	64.6	65.6	63.4
Avg. Dist. to Rail [m]	2.1	0.7	0.7	1.8	2.6	2.0	0.5	0.4
Avg. Stride Freq. [Hz]	2.2	2.4	2.3	2.3	2.3	2.4	2.4	2.3
Avg. Stride Length [m]	6.3	7.2	7.2	7.1	7.2	7.3	7.3	7.1



- [] Ranking at each section and finish
- .-.- No data available at this section
- NA No data available



Horse/Jockey Name	Flamingo Beach
Final Rank	5
Fastest Section Time (Section)	0:11.26 (400m)
Top Speed [km/h] (Section)	64.4 (400m)
Race State	Finished



Doomben QLD Professional
Race 3: GIRLS DAY OUT 1 MARCH BENCHMARK 75 Handicap - 1640m

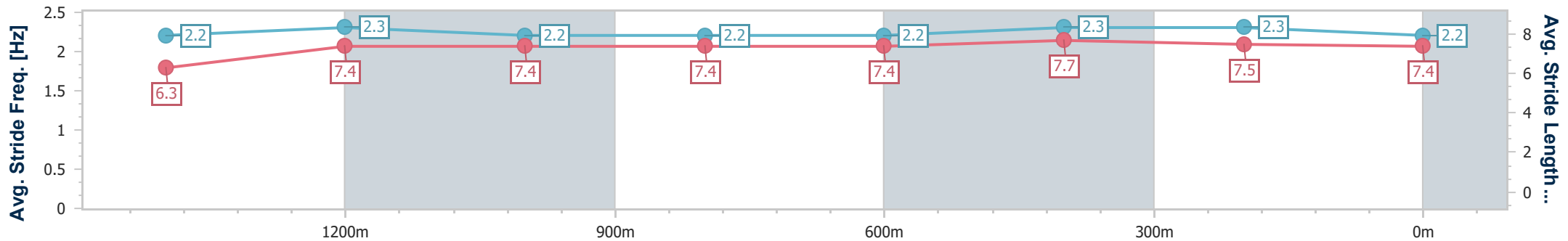
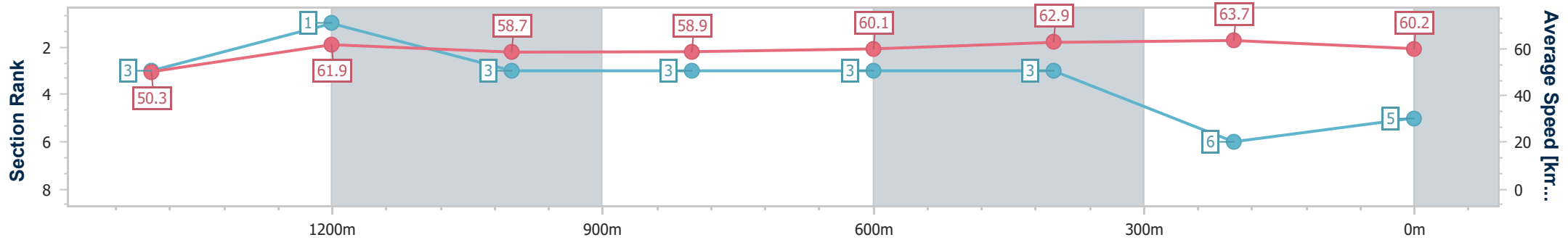


27 January 2025 - 14:48

BRISBANE RACING CLUB

Track Rating: Good 4, Weather: Overcast, Rail Position: +7m Entire

Section	Overall	1400m	1200m	1000m	800m	600m	400m	200m
Section Times	1:39.64 [5] (0:17.11)	1:22.53 [3] (0:11.40)	1:11.13 [1] (0:12.29)	0:58.84 [3] (0:12.21)	0:46.63 [3] (0:11.91)	0:34.72 [3] (0:11.44)	0:23.28 [3] (0:11.26)	0:12.02 [6] (0:12.02)
Average Speed [km/h]	50.3	61.9	58.7	58.9	60.1	62.9	63.7	60.2
Top Speed [km/h]	64.0	63.1	60.3	59.3	61.8	64.2	64.4	64.0
Avg. Dist. to Rail [m]	1.6	3.1	2.1	1.6	0.8	0.2	0.9	2.7
Avg. Stride Freq. [Hz]	2.2	2.3	2.2	2.2	2.2	2.3	2.3	2.2
Avg. Stride Length [m]	6.3	7.4	7.4	7.4	7.4	7.7	7.5	7.4



- [] Ranking at each section and finish
- .-.- No data available at this section
- NA No data available



Horse/Jockey Name	Maui
Final Rank	6
Fastest Section Time (Section)	0:11.30 (400m)
Top Speed [km/h] (Section)	64.8 (400m)
Race State	Finished



Doomben QLD Professional
Race 3: GIRLS DAY OUT 1 MARCH BENCHMARK 75 Handicap - 1640m

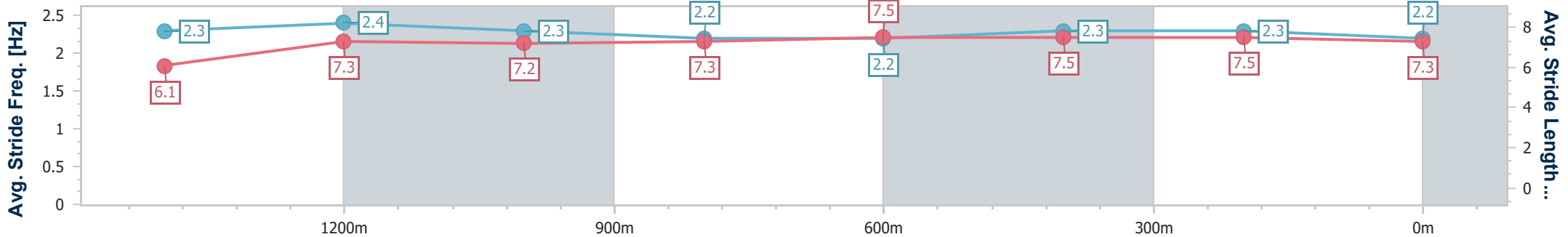
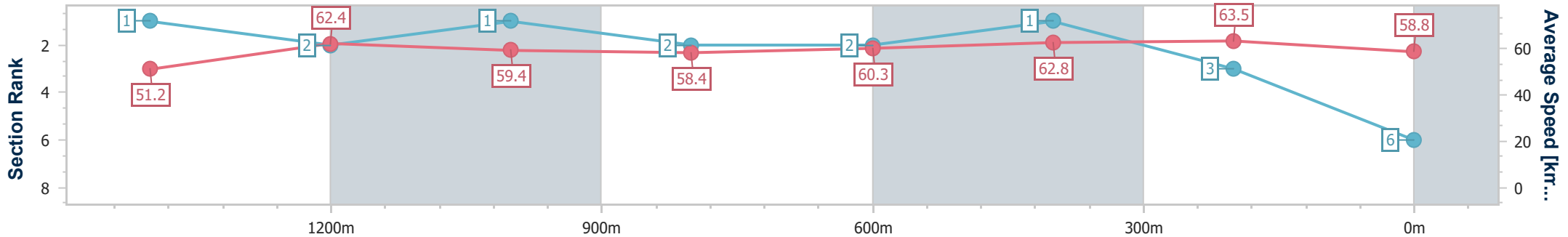


27 January 2025 - 14:48

BRISBANE RACING CLUB

Track Rating: Good 4, Weather: Overcast, Rail Position: +7m Entire

Section	Overall	1400m	1200m	1000m	800m	600m	400m	200m
Section Times	1:39.83 [6] (0:16.93)	1:22.90 [1] (0:11.59)	1:11.31 [2] (0:12.14)	0:59.17 [1] (0:12.32)	0:46.85 [2] (0:11.94)	0:34.91 [2] (0:11.35)	0:23.56 [1] (0:11.30)	0:12.26 [3] (0:12.26)
Average Speed [km/h]	51.2	62.4	59.4	58.4	60.3	62.8	63.5	58.8
Top Speed [km/h]	63.7	63.7	62.0	59.2	62.2	63.7	64.8	62.1
Avg. Dist. to Rail [m]	3.8	1.1	0.4	0.3	0.5	1.1	1.7	0.2
Avg. Stride Freq. [Hz]	2.3	2.4	2.3	2.2	2.2	2.3	2.3	2.2
Avg. Stride Length [m]	6.1	7.3	7.2	7.3	7.5	7.5	7.5	7.3



- [] Ranking at each section and finish
- .-.- No data available at this section
- NA No data available