



Doomben QLD Professional
Race 4: XXXX GOLD Class 1 Handicap - 1640m
27 January 2025 - 15:28



BRISBANE
RACING CLUB

Track Rating: Good 4, Weather: Overcast, Rail Position: +7m Entire

Section		Field Times											
		Overall	1400m	1200m	1000m	800m	600m	400m	Last 600m				
		1:38.83 (0:16.03)	1:22.80 (0:11.80)	1:11.00 (0:12.04)	0:58.96 (0:12.10)	0:46.86 (0:11.94)	0:34.92 (0:11.50)	0:23.42 (0:11.39)	0:34.92				
Rank	TAB Horse/Jockey	Barrier	Top Speed [km/h]	Fastest Section									Distance Travelled [m]
1	1 ICHIBAN James Orman	9	66.0 1400m	0:11.11 400m	1:38.83 [1] (0:17.22)	1:21.61 [9] (0:11.35)	1:10.26 [7] (0:12.07)	0:58.19 [6] (0:11.95)	0:46.24 [5] (0:11.88)	0:34.36 [7] (0:11.61)	0:22.75 [7] (0:11.11)	0:34.36	
2	7 ARCHERS REIGN Courtney Bellamy	6	67.3 Overall	0:11.39 400m	1:39.04 [2] (0:16.03)	1:23.01 [1] (0:11.80)	1:11.21 [1] (0:12.04)	0:59.17 [1] (0:12.10)	0:47.07 [1] (0:11.94)	0:35.13 [1] (0:11.50)	0:23.63 [1] (0:11.39)	0:35.13	-7
3	4 THEBARBEROFSEVILLE Cejay Graham	1	64.3 1400m	0:11.48 400m	1:39.09 [3] (0:16.74)	1:22.35 [5] (0:11.54)	1:10.81 [4] (0:11.99)	0:58.82 [4] (0:12.08)	0:46.74 [4] (0:11.89)	0:34.85 [4] (0:11.54)	0:23.31 [4] (0:11.48)	0:34.85	-5
4	9 WAYFARER'S WAY Jim Byrne	3	65.6 1400m	0:11.50 600m	1:39.36 [4] (0:16.53)	1:22.83 [3] (0:11.53)	1:11.30 [3] (0:12.07)	0:59.23 [3] (0:12.09)	0:47.14 [3] (0:11.84)	0:35.30 [2] (0:11.50)	0:23.80 [2] (0:11.50)	0:35.30	+3
5	6 APPELLANT Emily Lang	2	64.3 1400m	0:11.57 1400m	1:39.42 [5] (0:16.36)	1:23.06 [2] (0:11.57)	1:11.49 [2] (0:12.00)	0:59.49 [2] (0:12.13)	0:47.36 [2] (0:12.01)	0:35.35 [3] (0:11.58)	0:23.77 [3] (0:11.60)	0:35.35	-3
6	3 BOLSHEVIC ROAD Jag Guthmann-Chester	5	65.5 1400m	0:11.48 400m	1:39.68 [6] (0:16.70)	1:22.98 [4] (0:11.62)	1:11.36 [5] (0:12.22)	0:59.14 [5] (0:12.09)	0:47.05 [6] (0:11.79)	0:35.26 [6] (0:11.54)	0:23.72 [5] (0:11.48)	0:35.26	+3
7	8 LUPINE Angela Jones	4	63.8 600m	0:11.59 600m	1:39.74 [7] (0:16.80)	1:22.94 [6] (0:11.64)	1:11.30 [6] (0:12.27)	0:59.03 [7] (0:11.98)	0:47.05 [7] (0:11.72)	0:35.33 [5] (0:11.59)	0:23.74 [6] (0:11.67)	0:35.33	+5
8	10 WANDILLA Georgina Cartwright	7	63.4 1400m	0:11.49 1400m	1:39.87 [8] (0:17.19)	1:22.68 [8] (0:11.49)	1:11.19 [8] (0:12.18)	0:59.01 [8] (0:11.87)	0:47.14 [8] (0:11.86)	0:35.28 [8] (0:11.55)	0:23.73 [8] (0:11.50)	0:35.28	-6
9	5 VREDEFORT Nikita Beriman	8	63.5 600m	0:11.46 600m	1:39.91 [9] (0:17.13)	1:22.78 [7] (0:11.74)	1:11.04 [9] (0:12.28)	0:58.76 [9] (0:11.89)	0:46.87 [9] (0:11.75)	0:35.12 [9] (0:11.46)	0:23.66 [9] (0:11.55)	0:35.12	-6

Scratched: Revelaide (#2)

[] Ranking at each section and finish
 -:-:- No data available at this section
 NA No data available

SCN Saddle cloth number
 DNF Did not finish
 DNT Did not track



Doomben QLD Professional

Race 4: XXXX GOLD Class 1 Handicap - 1640m

27 January 2025 - 15:28



BRISBANE
RACING CLUB

Track Rating: Good 4, Weather: Overcast, Rail Position: +7m Entire

Section							200m			Last 600m
Field Times							0:12.03			0:34.92
							(0:12.03)			
Rank	TAB	Horse/Jockey	Barrier	Top Speed [km/h]	Fastest Section	Margin			Distance Travelled [m]	
1	1	ICHIBAN James Orman	9	66.0 1400m	0:11.11 400m	0:11.64 [3] (0:11.64)	1:38.83		0:34.36	
2	7	ARCHERS REIGN Courtney Bellamy	6	67.3 Overall	0:11.39 400m	0:12.24 [1] (0:12.24)	1.26L		0:35.13 -7	
3	4	THEBARBEROFSEVILLE Cejay Graham	1	64.3 1400m	0:11.48 400m	0:11.83 [5] (0:11.83)	1.54L		0:34.85 -5	
4	9	WAYFARER'S WAY Jim Byrne	3	65.6 1400m	0:11.50 600m	0:12.30 [2] (0:12.30)	3.15L		0:35.30 +3	
5	6	APPELLANT Emily Lang	2	64.3 1400m	0:11.57 1400m	0:12.17 [4] (0:12.17)	3.5L		0:35.35 -3	
6	3	BOLSHEVIC ROAD Jag Guthmann-Chester	5	65.5 1400m	0:11.48 400m	0:12.24 [6] (0:12.24)	4.99L		0:35.26 +3	
7	8	LUPINE Angela Jones	4	63.8 600m	0:11.59 600m	0:12.07 [8] (0:12.07)	5.38L		0:35.33 +5	
8	10	WANDILLA Georgina Cartwright	7	63.4 1400m	0:11.49 1400m	0:12.23 [7] (0:12.23)	6.15L		0:35.28 -6	
9	5	VREDEFORT Nikita Beriman	8	63.5 600m	0:11.46 600m	0:12.11 [9] (0:12.11)	6.35L		0:35.12 -6	

Scratched: Revelaide (#2)



Horse/Jockey Name	Ichiban
Final Rank	1
Fastest Section Time (Section)	0:11.11 (400m)
Top Speed [km/h] (Section)	66.0 (1400m)
Race State	Finished



Doomben QLD Professional
Race 4: XXXX GOLD Class 1 Handicap - 1640m

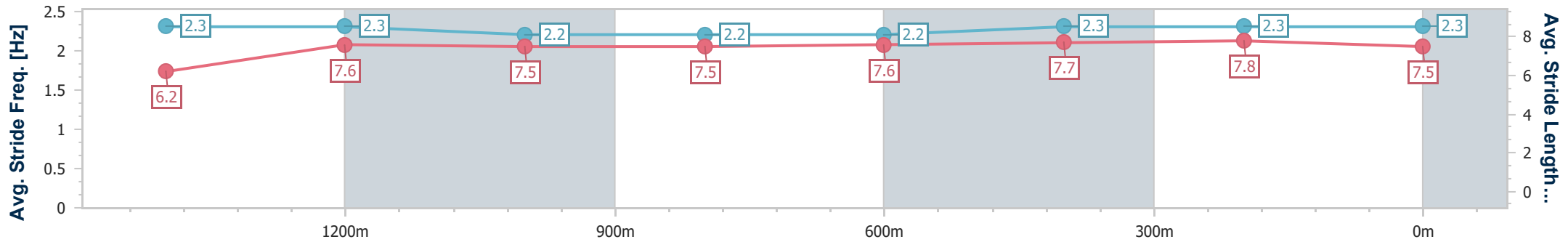
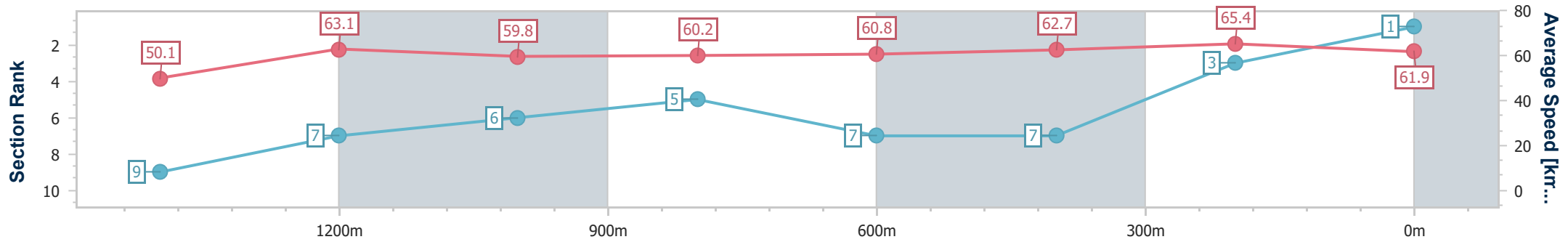


27 January 2025 - 15:28

BRISBANE RACING CLUB

Track Rating: Good 4, Weather: Overcast, Rail Position: +7m Entire

Section	Overall	1400m	1200m	1000m	800m	600m	400m	200m
Section Times	1:38.83 [1] (0:17.22)	1:21.61 [9] (0:11.35)	1:10.26 [7] (0:12.07)	0:58.19 [6] (0:11.95)	0:46.24 [5] (0:11.88)	0:34.36 [7] (0:11.61)	0:22.75 [7] (0:11.11)	0:11.64 [3] (0:11.64)
Average Speed [km/h]	50.1	63.1	59.8	60.2	60.8	62.7	65.4	61.9
Top Speed [km/h]	65.8	66.0	61.8	62.1	62.8	64.5	66.0	65.0
Avg. Dist. to Rail [m]	3.1	0.8	0.3	0.3	1.7	2.4	3.6	4.6
Avg. Stride Freq. [Hz]	2.3	2.3	2.2	2.2	2.2	2.3	2.3	2.3
Avg. Stride Length [m]	6.2	7.6	7.5	7.5	7.6	7.7	7.8	7.5



- [] Ranking at each section and finish
- .-.- No data available at this section
- NA No data available



Horse/Jockey Name	Archers Reign
Final Rank	2
Fastest Section Time (Section)	0:11.39 (400m)
Top Speed [km/h] (Section)	67.3 (Overall)
Race State	Finished



Doomben QLD Professional

Race 4: XXXX GOLD Class 1 Handicap - 1640m

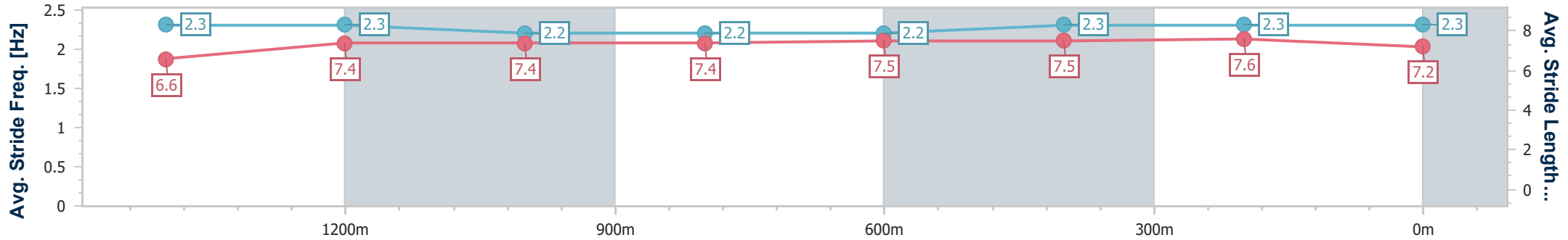
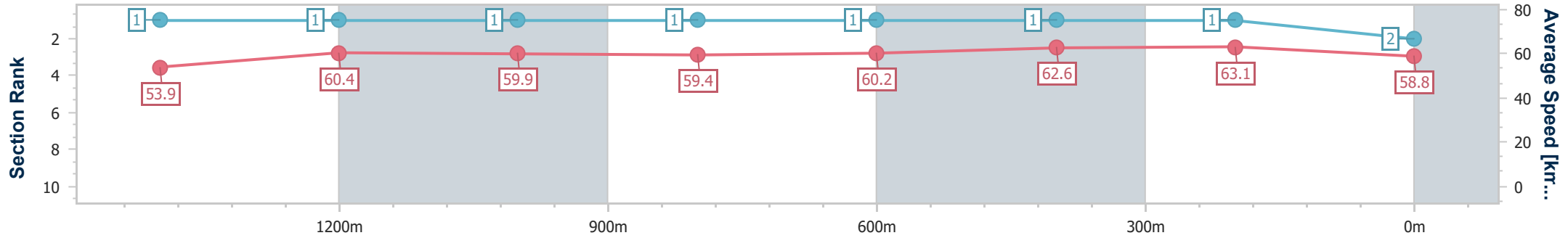
27 January 2025 - 15:28

Track Rating: Good 4, Weather: Overcast, Rail Position: +7m Entire



BRISBANE RACING CLUB

Section	Overall	1400m	1200m	1000m	800m	600m	400m	200m
Section Times	1:39.04 [2] (0:16.03)	1:23.01 [1] (0:11.80)	1:11.21 [1] (0:12.04)	0:59.17 [1] (0:12.10)	0:47.07 [1] (0:11.94)	0:35.13 [1] (0:11.50)	0:23.63 [1] (0:11.39)	0:12.24 [1] (0:12.24)
Average Speed [km/h]	53.9	60.4	59.9	59.4	60.2	62.6	63.1	58.8
Top Speed [km/h]	67.3	65.2	61.2	61.4	61.2	63.6	64.0	61.3
Avg. Dist. to Rail [m]	2.3	1.3	0.2	0.2	0.2	0.5	1.4	1.2
Avg. Stride Freq. [Hz]	2.3	2.3	2.2	2.2	2.2	2.3	2.3	2.3
Avg. Stride Length [m]	6.6	7.4	7.4	7.4	7.5	7.5	7.6	7.2



- [] Ranking at each section and finish
- .-.- No data available at this section
- NA No data available



Horse/Jockey Name	Thebarberofseville
Final Rank	3
Fastest Section Time (Section)	0:11.48 (400m)
Top Speed [km/h] (Section)	64.3 (1400m)
Race State	Finished



Doomben QLD Professional

Race 4: XXXX GOLD Class 1 Handicap - 1640m

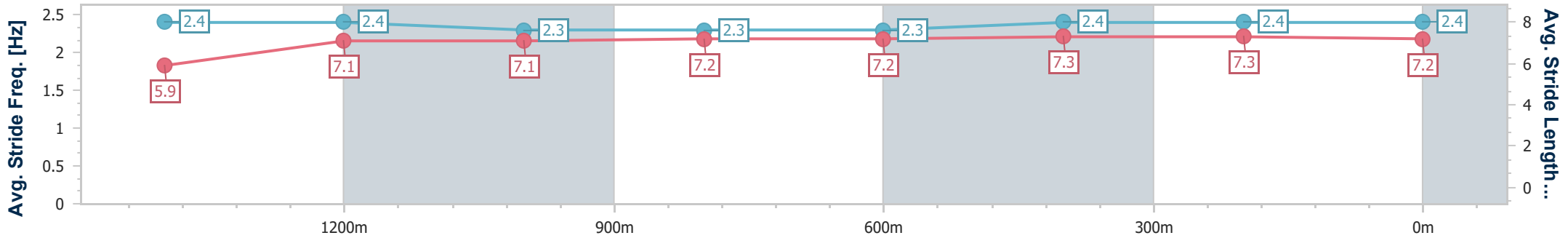
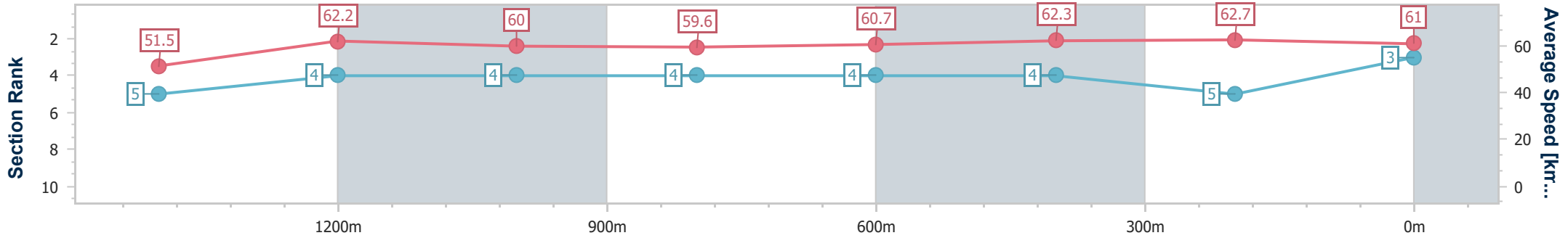
27 January 2025 - 15:28

Track Rating: Good 4, Weather: Overcast, Rail Position: +7m Entire



BRISBANE RACING CLUB

Section	Overall	1400m	1200m	1000m	800m	600m	400m	200m
Section Times	1:39.09 [3] (0:16.74)	1:22.35 [5] (0:11.54)	1:10.81 [4] (0:11.99)	0:58.82 [4] (0:12.08)	0:46.74 [4] (0:11.89)	0:34.85 [4] (0:11.54)	0:23.31 [4] (0:11.48)	0:11.83 [5] (0:11.83)
Average Speed [km/h]	51.5	62.2	60.0	59.6	60.7	62.3	62.7	61.0
Top Speed [km/h]	64.2	64.3	61.0	61.0	62.1	62.9	63.7	62.5
Avg. Dist. to Rail [m]	1.2	0.4	0.2	0.3	0.3	0.3	1.1	0.8
Avg. Stride Freq. [Hz]	2.4	2.4	2.3	2.3	2.3	2.4	2.4	2.4
Avg. Stride Length [m]	5.9	7.1	7.1	7.2	7.2	7.3	7.3	7.2



- [] Ranking at each section and finish
- .-.- No data available at this section
- NA No data available



Horse/Jockey Name	Wayfarer's Way
Final Rank	4
Fastest Section Time (Section)	0:11.50 (600m)
Top Speed [km/h] (Section)	65.6 (1400m)
Race State	Finished



Doomben QLD Professional

Race 4: XXXX GOLD Class 1 Handicap - 1640m

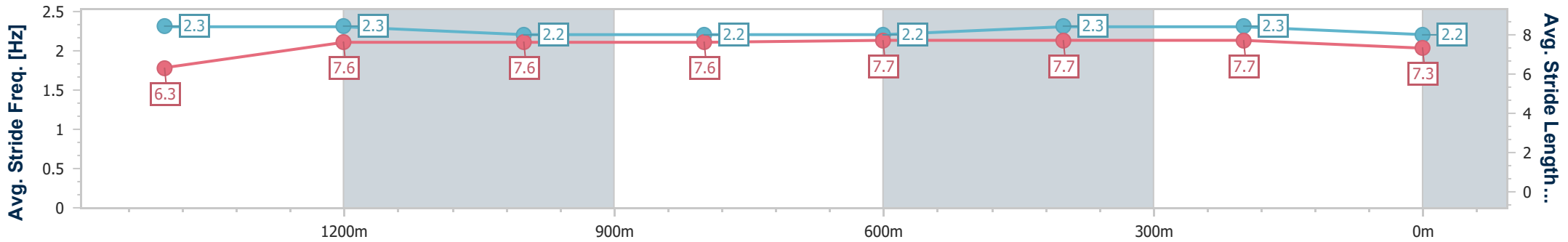
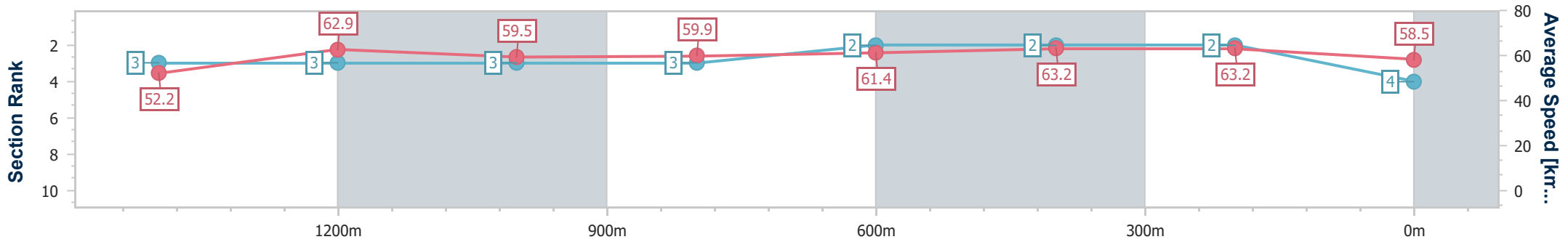
27 January 2025 - 15:28

Track Rating: Good 4, Weather: Overcast, Rail Position: +7m Entire



BRISBANE RACING CLUB

Section	Overall	1400m	1200m	1000m	800m	600m	400m	200m
Section Times	1:39.36 [4] (0:16.53)	1:22.83 [3] (0:11.53)	1:11.30 [3] (0:12.07)	0:59.23 [3] (0:12.09)	0:47.14 [3] (0:11.84)	0:35.30 [2] (0:11.50)	0:23.80 [2] (0:11.50)	0:12.30 [2] (0:12.30)
Average Speed [km/h]	52.2	62.9	59.5	59.9	61.4	63.2	63.2	58.5
Top Speed [km/h]	64.4	65.6	60.2	60.7	63.6	63.8	63.3	61.7
Avg. Dist. to Rail [m]	0.6	0.7	1.4	1.2	1.7	2.4	3.3	2.9
Avg. Stride Freq. [Hz]	2.3	2.3	2.2	2.2	2.2	2.3	2.3	2.2
Avg. Stride Length [m]	6.3	7.6	7.6	7.6	7.7	7.7	7.7	7.3



- [] Ranking at each section and finish
- .-.- No data available at this section
- NA No data available



Horse/Jockey Name	Appellant
Final Rank	5
Fastest Section Time (Section)	0:11.57 (1400m)
Top Speed [km/h] (Section)	64.3 (1400m)
Race State	Finished



Doomben QLD Professional
Race 4: XXXX GOLD Class 1 Handicap - 1640m

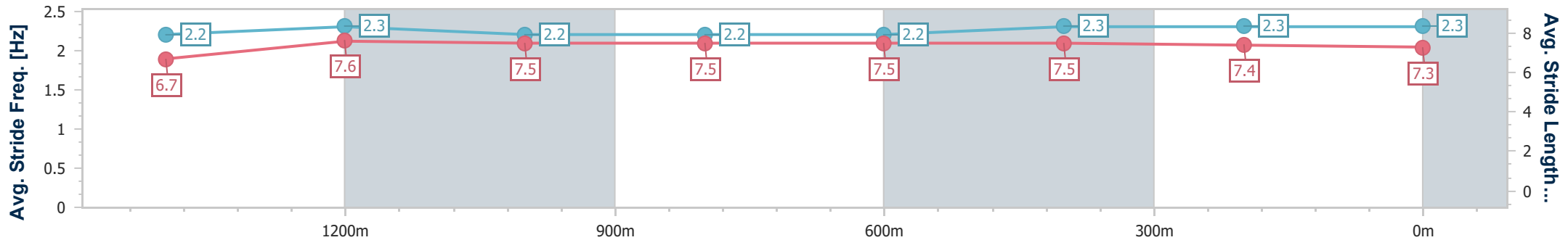
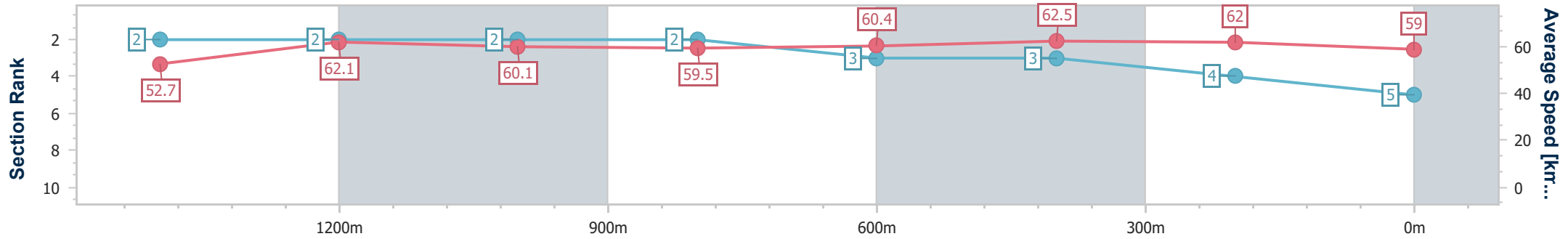


27 January 2025 - 15:28

BRISBANE RACING CLUB

Track Rating: Good 4, Weather: Overcast, Rail Position: +7m Entire

Section	Overall	1400m	1200m	1000m	800m	600m	400m	200m					
Section Times	1:39.42 [5] (0:16.36)	1:23.06 [2] (0:11.57)	1:11.49 [2] (0:12.00)	0:59.49 [2] (0:12.13)	0:47.36 [2] (0:12.01)	0:35.35 [3] (0:11.58)	0:23.77 [3] (0:11.60)	0:12.17 [4] (0:12.17)					
Average Speed [km/h]	52.7	62.1	60.1	59.5	60.4	62.5	62.0	59.0					
Top Speed [km/h]	64.2	64.3	60.3	60.2	62.3	63.1	63.2	61.6					
Avg. Dist. to Rail [m]	1.1	0.7	0.5	0.9	1.2	0.7	0.3	0.3					
Avg. Stride Freq. [Hz]	2.2	2.3	2.2	2.2	2.2	2.3	2.3	2.3					
Avg. Stride Length [m]	6.7	7.6	7.5	7.5	7.5	7.5	7.4	7.3					



- [] Ranking at each section and finish
- .-.- No data available at this section
- NA No data available



Horse/Jockey Name	Bolshevic Road
Final Rank	6
Fastest Section Time (Section)	0:11.48 (400m)
Top Speed [km/h] (Section)	65.5 (1400m)
Race State	Finished



Doomben QLD Professional

Race 4: XXXX GOLD Class 1 Handicap - 1640m

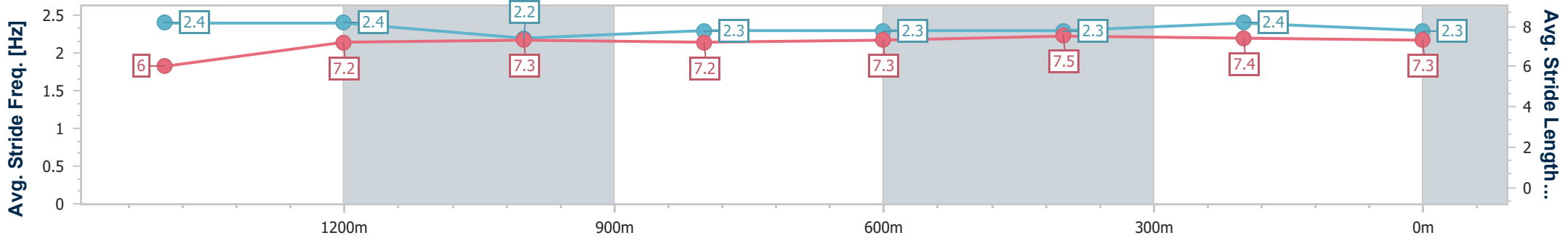
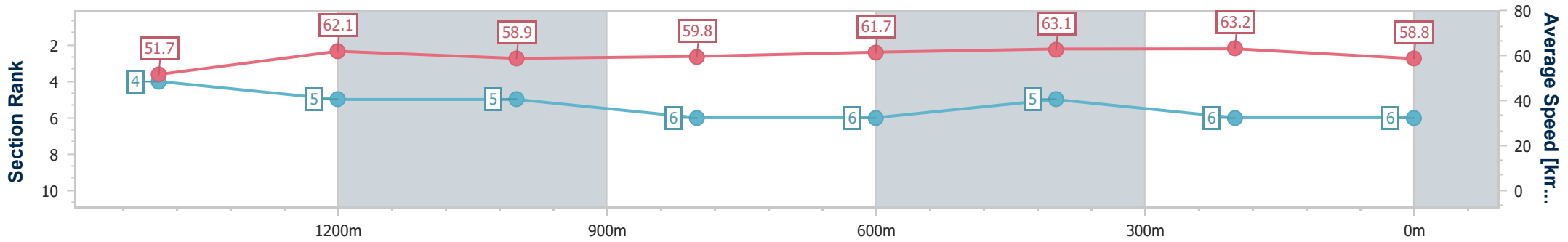
27 January 2025 - 15:28

Track Rating: Good 4, Weather: Overcast, Rail Position: +7m Entire



BRISBANE RACING CLUB

Section	Overall	1400m	1200m	1000m	800m	600m	400m	200m
Section Times	1:39.68 [6] (0:16.70)	1:22.98 [4] (0:11.62)	1:11.36 [5] (0:12.22)	0:59.14 [5] (0:12.09)	0:47.05 [6] (0:11.79)	0:35.26 [6] (0:11.54)	0:23.72 [5] (0:11.48)	0:12.24 [6] (0:12.24)
Average Speed [km/h]	51.7	62.1	58.9	59.8	61.7	63.1	63.2	58.8
Top Speed [km/h]	65.5	65.5	60.3	60.7	63.1	63.5	63.9	62.0
Avg. Dist. to Rail [m]	1.2	0.7	2.1	1.7	2.2	2.2	4.0	4.4
Avg. Stride Freq. [Hz]	2.4	2.4	2.2	2.3	2.3	2.3	2.4	2.3
Avg. Stride Length [m]	6.0	7.2	7.3	7.2	7.3	7.5	7.4	7.3



- [] Ranking at each section and finish
- .-.- No data available at this section
- NA No data available



Horse/Jockey Name	Lupine
Final Rank	7
Fastest Section Time (Section)	0:11.59 (600m)
Top Speed [km/h] (Section)	63.8 (600m)
Race State	Finished



Doomben QLD Professional
Race 4: XXXX GOLD Class 1 Handicap - 1640m

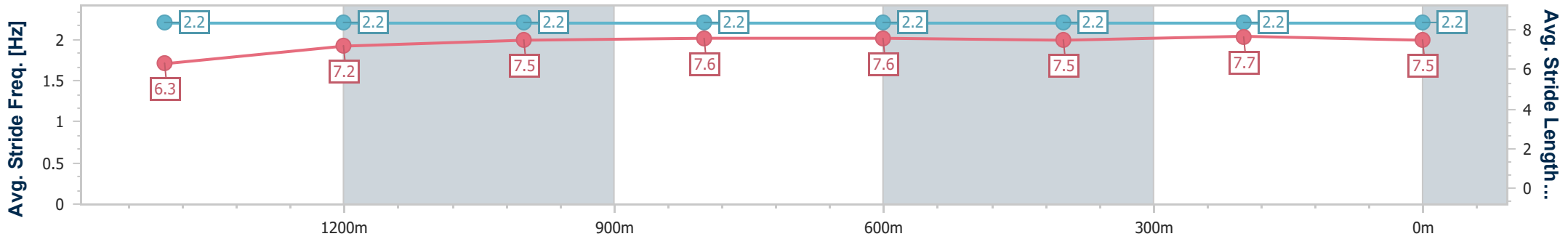
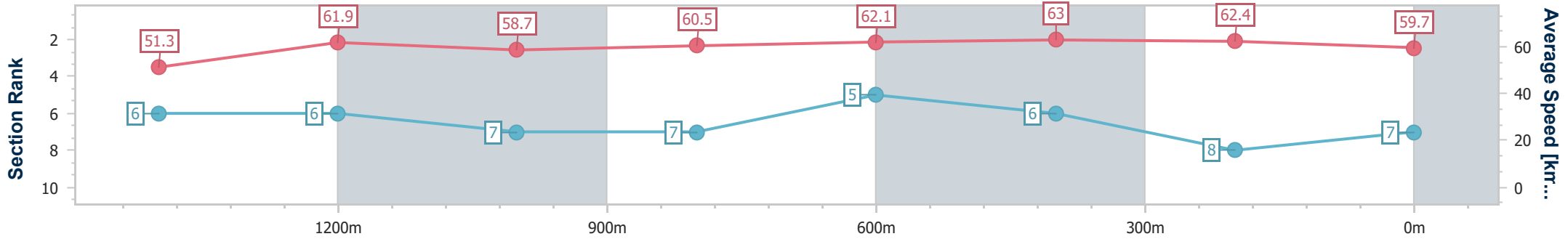
27 January 2025 - 15:28

Track Rating: Good 4, Weather: Overcast, Rail Position: +7m Entire



BRISBANE RACING CLUB

Section	Overall	1400m	1200m	1000m	800m	600m	400m	200m
Section Times	1:39.74 [7] (0:16.80)	1:22.94 [6] (0:11.64)	1:11.30 [6] (0:12.27)	0:59.03 [7] (0:11.98)	0:47.05 [7] (0:11.72)	0:35.33 [5] (0:11.59)	0:23.74 [6] (0:11.67)	0:12.07 [8] (0:12.07)
Average Speed [km/h]	51.3	61.9	58.7	60.5	62.1	63.0	62.4	59.7
Top Speed [km/h]	63.3	63.4	60.0	61.4	63.2	63.8	63.0	61.7
Avg. Dist. to Rail [m]	0.9	0.6	1.8	2.1	2.0	2.8	5.9	7.1
Avg. Stride Freq. [Hz]	2.2	2.2	2.2	2.2	2.2	2.2	2.2	2.2
Avg. Stride Length [m]	6.3	7.2	7.5	7.6	7.6	7.5	7.7	7.5



- [] Ranking at each section and finish
- .-.- No data available at this section
- NA No data available



Horse/Jockey Name	Wandilla
Final Rank	8
Fastest Section Time (Section)	0:11.49 (1400m)
Top Speed [km/h] (Section)	63.4 (1400m)
Race State	Finished



Doomben QLD Professional
Race 4: XXXX GOLD Class 1 Handicap - 1640m

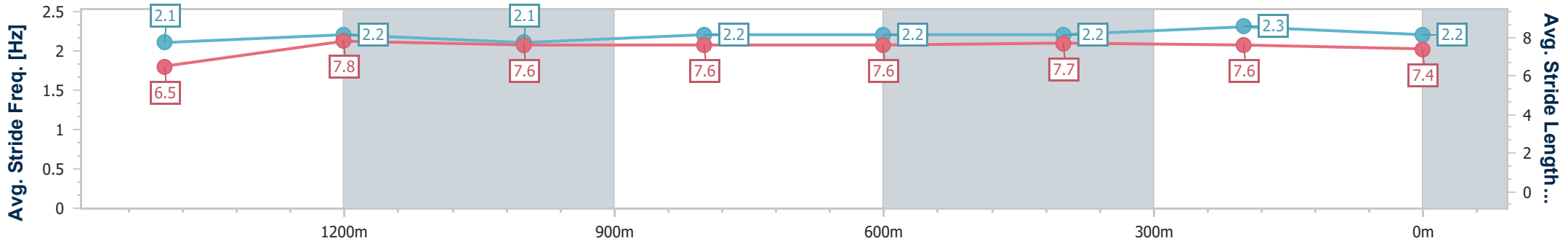
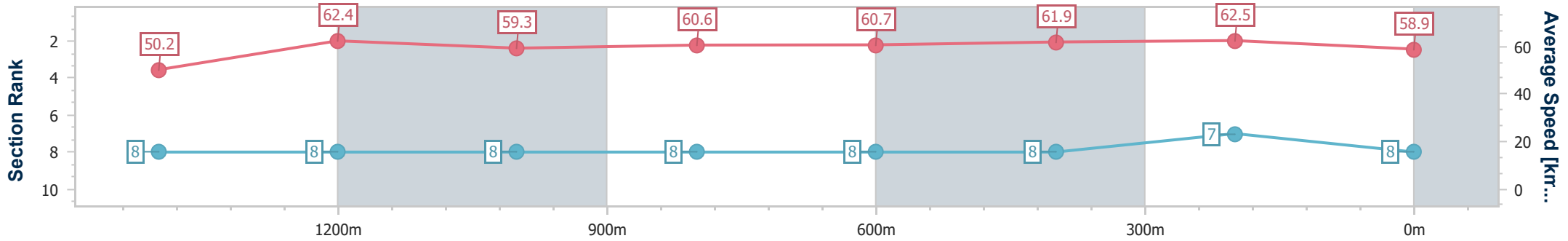


27 January 2025 - 15:28

BRISBANE RACING CLUB

Track Rating: Good 4, Weather: Overcast, Rail Position: +7m Entire

Section	Overall	1400m	1200m	1000m	800m	600m	400m	200m
Section Times	1:39.87 [8] (0:17.19)	1:22.68 [8] (0:11.49)	1:11.19 [8] (0:12.18)	0:59.01 [8] (0:11.87)	0:47.14 [8] (0:11.86)	0:35.28 [8] (0:11.55)	0:23.73 [8] (0:11.50)	0:12.23 [7] (0:12.23)
Average Speed [km/h]	50.2	62.4	59.3	60.6	60.7	61.9	62.5	58.9
Top Speed [km/h]	63.1	63.4	61.5	62.9	63.3	63.0	63.3	61.5
Avg. Dist. to Rail [m]	1.8	0.8	0.3	0.3	0.2	0.9	0.7	0.6
Avg. Stride Freq. [Hz]	2.1	2.2	2.1	2.2	2.2	2.2	2.3	2.2
Avg. Stride Length [m]	6.5	7.8	7.6	7.6	7.6	7.7	7.6	7.4



- [] Ranking at each section and finish
- .-.- No data available at this section
- NA No data available



Horse/Jockey Name	Vredefort
Final Rank	9
Fastest Section Time (Section)	0:11.46 (600m)
Top Speed [km/h] (Section)	63.5 (600m)
Race State	Finished



Doomben QLD Professional
Race 4: XXXX GOLD Class 1 Handicap - 1640m

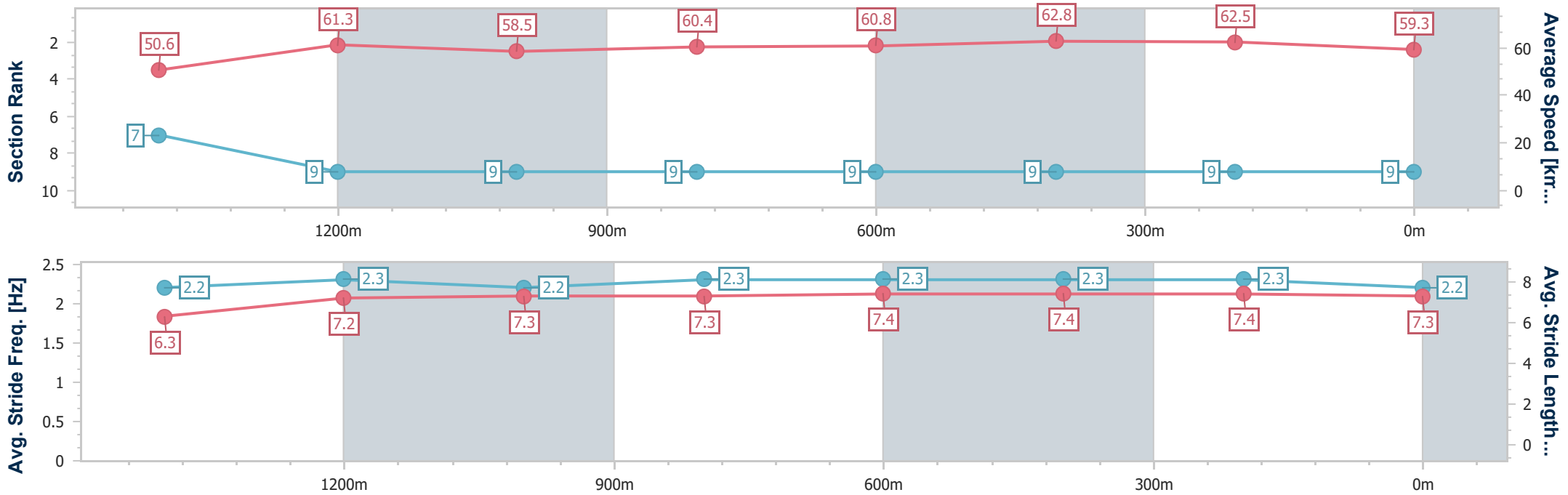


27 January 2025 - 15:28

BRISBANE RACING CLUB

Track Rating: Good 4, Weather: Overcast, Rail Position: +7m Entire

Section	Overall	1400m	1200m	1000m	800m	600m	400m	200m					
Section Times	1:39.91 [9] (0:17.13)	1:22.78 [7] (0:11.74)	1:11.04 [9] (0:12.28)	0:58.76 [9] (0:11.89)	0:46.87 [9] (0:11.75)	0:35.12 [9] (0:11.46)	0:23.66 [9] (0:11.55)	0:12.11 [9] (0:12.11)					
Average Speed [km/h]	50.6	61.3	58.5	60.4	60.8	62.8	62.5	59.3					
Top Speed [km/h]	62.8	63.3	60.9	62.8	63.0	63.5	63.2	62.6					
Avg. Dist. to Rail [m]	2.5	0.4	0.5	0.5	1.7	0.5	2.3	3.6					
Avg. Stride Freq. [Hz]	2.2	2.3	2.2	2.3	2.3	2.3	2.3	2.2					
Avg. Stride Length [m]	6.3	7.2	7.3	7.3	7.4	7.4	7.4	7.3					



- [] Ranking at each section and finish
- .-.- No data available at this section
- NA No data available