

Track Rating: Good 4, Weather: Fine, Rail Position: True

Section		Overall	1400m	1200m	1000m	800m	600m	400m	Last 600m				
Field Times		1:42.40 (0:18.35)	1:24.05 (0:11.70)	1:12.35 (0:12.06)	1:00.29 (0:12.44)	0:47.85 (0:12.01)	0:35.84 (0:11.91)	0:23.93 (0:12.04)	0:35.84				
Rank	TAB Horse/Jockey	Barrier	Top Speed [km/h]	Fastest Section									Distance Travelled [m]
1	8 HURRICANE ROSIE Martin Harley	1	62.5 1400m	0:11.70 1400m	1:42.40 [1] (0:18.61)	1:23.79 [4] (0:11.70)	1:12.09 [4] (0:12.12)	0:59.97 [3] (0:12.42)	0:47.55 [3] (0:12.00)	0:35.55 [3] (0:11.77)	0:23.78 [3] (0:11.89)	0:35.55	
2	9 TOP LEVEL Luke Dempsey	5	64.5 Overall	0:11.69 600m	1:42.75 [2] (0:18.83)	1:23.92 [7] (0:11.76)	1:12.16 [7] (0:12.11)	1:00.05 [5] (0:12.40)	0:47.65 [5] (0:11.99)	0:35.66 [5] (0:11.69)	0:23.97 [4] (0:11.92)	0:35.66	+0
3	1 GRAPE EXPECTATIONS Emily Lang	9	63.2 600m	0:11.59 600m	1:42.80 [3] (0:19.45)	1:23.35 [9] (0:11.72)	1:11.63 [9] (0:11.91)	0:59.72 [9] (0:12.36)	0:47.36 [8] (0:12.05)	0:35.31 [9] (0:11.59)	0:23.72 [8] (0:11.90)	0:35.31	+0
4	4 DIVAS REIGN Georgina Cartwright	2	64.7 Overall	0:11.69 1400m	1:42.82 [4] (0:18.36)	1:24.46 [2] (0:11.69)	1:12.77 [2] (0:12.06)	1:00.71 [1] (0:12.44)	0:48.27 [1] (0:12.01)	0:36.26 [1] (0:11.91)	0:24.35 [1] (0:12.11)	0:36.26	-1
5	7 CLASSIC SHIRAZ Mark Du Plessis	7	64.5 600m	0:11.45 600m	1:42.91 [5] (0:18.95)	1:23.96 [8] (0:11.86)	1:12.10 [8] (0:12.22)	0:59.88 [8] (0:12.43)	0:47.45 [9] (0:11.99)	0:35.46 [8] (0:11.45)	0:24.01 [6] (0:11.83)	0:35.46	+6
6	5 SATIRICA Andrew Mallyon	4	63.4 Overall	0:11.83 1400m	1:43.31 [6] (0:18.44)	1:24.87 [3] (0:11.83)	1:13.04 [3] (0:12.23)	1:00.81 [4] (0:12.49)	0:48.32 [4] (0:11.99)	0:36.33 [4] (0:11.83)	0:24.50 [5] (0:12.16)	0:36.33	+5
7	3 PREFER TO DANCE Ryan Curatolo	6	62.4 Overall	0:11.79 600m	1:43.32 [7] (0:18.67)	1:24.65 [6] (0:11.85)	1:12.80 [5] (0:12.22)	1:00.58 [6] (0:12.44)	0:48.14 [6] (0:11.97)	0:36.17 [6] (0:11.79)	0:24.38 [7] (0:12.06)	0:36.17	+7
8	6 BETA BETTER Nozi Tomizawa	3	63.7 Overall	0:11.87 600m	1:43.60 [8] (0:18.65)	1:24.95 [5] (0:11.88)	1:13.07 [6] (0:12.27)	1:00.80 [7] (0:12.44)	0:48.36 [7] (0:12.01)	0:36.35 [7] (0:11.87)	0:24.48 [9] (0:11.99)	0:36.35	+5
9	2 RUMBLING BOY Jason Taylor	8	64.2 Overall	0:11.70 1400m	1:43.86 [9] (0:18.35)	1:25.51 [1] (0:11.70)	1:13.81 [1] (0:12.20)	1:01.61 [2] (0:12.42)	0:49.19 [2] (0:12.01)	0:37.18 [2] (0:11.93)	0:25.25 [2] (0:12.29)	0:37.18	+6



Ipswich QLD Professional

Race 1: TEMPUS TWO Maiden Plate - 1666m

29 January 2025 - 14:13



Track Rating: Good 4, Weather: Fine, Rail Position: True

Section				200m				Last 600m	
Field Times				0:11.89 (0:11.89)				0:35.84	
Rank	TAB	Horse/Jockey	Barrier	Top Speed [km/h]	Fastest Section	Margin			Distance Travelled [m]
1	8	HURRICANE ROSIE Martin Harley	1	62.5 1400m	0:11.70 1400m	0:11.89 [1] (0:11.89)	1:42.40		0:35.55
2	9	TOP LEVEL Luke Dempsey	5	64.5 Overall	0:11.69 600m	0:12.05 [3] (0:12.05)	2.09L		0:35.66 +0
3	1	GRAPE EXPECTATIONS Emily Lang	9	63.2 600m	0:11.59 600m	0:11.82 [7] (0:11.82)	2.33L		0:35.31 +0
4	4	DIVAS REIGN Georgina Cartwright	2	64.7 Overall	0:11.69 1400m	0:12.24 [2] (0:12.24)	2.49L		0:36.26 -1
5	7	CLASSIC SHIRAZ Mark Du Plessis	7	64.5 600m	0:11.45 600m	0:12.18 [4] (0:12.18)	2.98L		0:35.46 +6
6	5	SATIRICA Andrew Mallyon	4	63.4 Overall	0:11.83 1400m	0:12.34 [6] (0:12.34)	5.38L		0:36.33 +5
7	3	PREFER TO DANCE Ryan Curatolo	6	62.4 Overall	0:11.79 600m	0:12.32 [8] (0:12.32)	5.39L		0:36.17 +7
8	6	BETA BETTER Nozi Tomizawa	3	63.7 Overall	0:11.87 600m	0:12.49 [9] (0:12.49)	7.05L		0:36.35 +5
9	2	RUMBLING BOY Jason Taylor	8	64.2 Overall	0:11.70 1400m	0:12.96 [5] (0:12.96)	8.6L		0:37.18 +6



Horse/Jockey Name	Hurricane Rosie
Final Rank	1
Fastest Section Time (Section)	0:11.70 (1400m)
Top Speed [km/h] (Section)	62.5 (1400m)
Race State	Finished



Ipswich QLD Professional

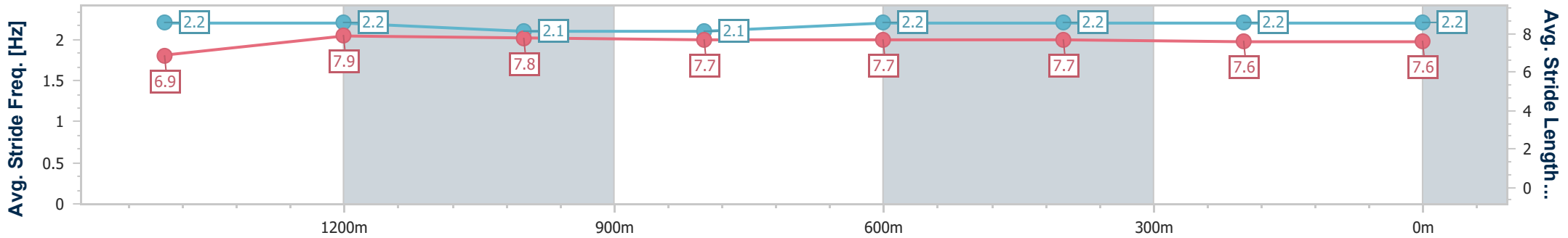
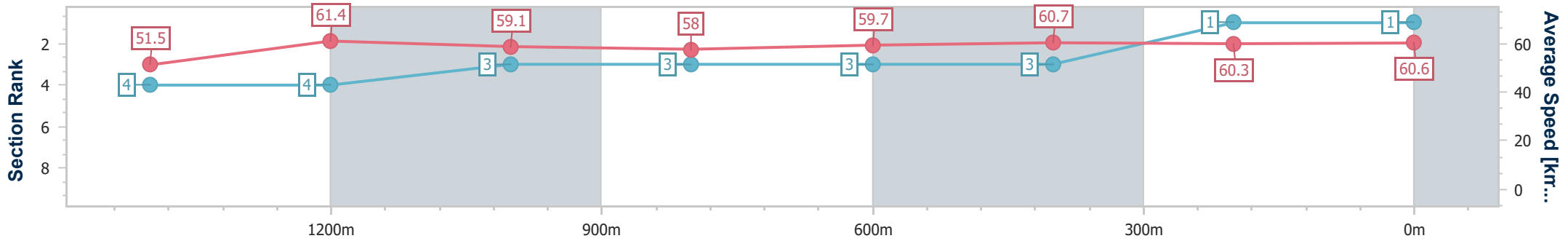
Race 1: TEMPUS TWO Maiden Plate - 1666m

29 January 2025 - 14:13



Track Rating: Good 4, Weather: Fine, Rail Position: True

Section	Overall	1400m	1200m	1000m	800m	600m	400m	200m
Section Times	1:42.40 [1] (0:18.61)	1:23.79 [4] (0:11.70)	1:12.09 [4] (0:12.12)	0:59.97 [3] (0:12.42)	0:47.55 [3] (0:12.00)	0:35.55 [3] (0:11.77)	0:23.78 [3] (0:11.89)	0:11.89 [1] (0:11.89)
Average Speed [km/h]	51.5	61.4	59.1	58.0	59.7	60.7	60.3	60.6
Top Speed [km/h]	62.5	62.5	60.9	58.3	61.2	62.1	61.5	61.8
Avg. Dist. to Rail [m]	2.4	0.3	0.6	0.5	1.3	1.1	1.2	1.7
Avg. Stride Freq. [Hz]	2.2	2.2	2.1	2.1	2.2	2.2	2.2	2.2
Avg. Stride Length [m]	6.9	7.9	7.8	7.7	7.7	7.7	7.6	7.6



- [] Ranking at each section and finish
- .-.- No data available at this section
- NA No data available



Horse/Jockey Name	Top Level
Final Rank	2
Fastest Section Time (Section)	0:11.69 (600m)
Top Speed [km/h] (Section)	64.5 (Overall)
Race State	Finished



Ipswich QLD Professional

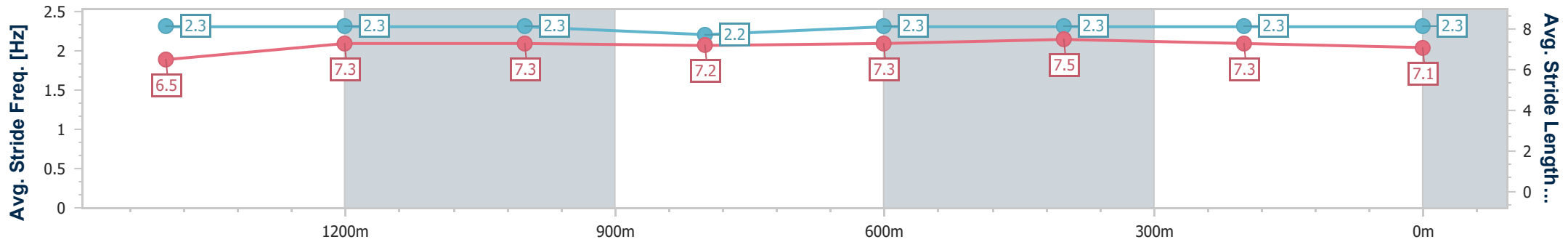
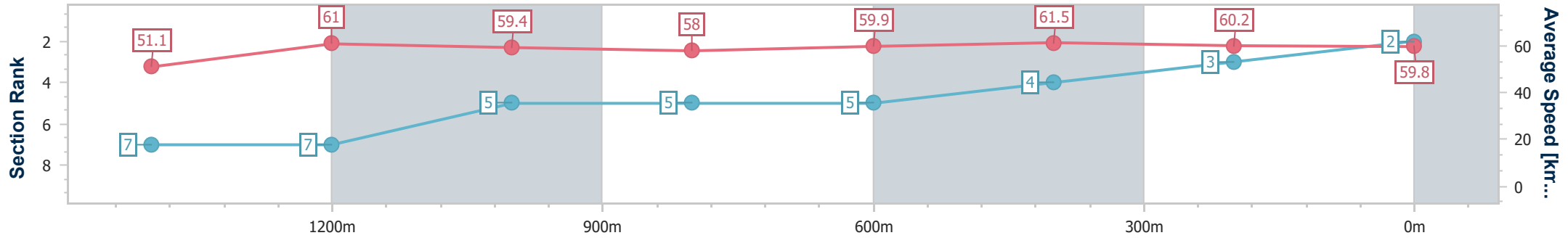
Race 1: TEMPUS TWO Maiden Plate - 1666m

29 January 2025 - 14:13



Track Rating: Good 4, Weather: Fine, Rail Position: True

Section	Overall	1400m	1200m	1000m	800m	600m	400m	200m
Section Times	1:42.75 [2] (0:18.83)	1:23.92 [7] (0:11.76)	1:12.16 [7] (0:12.11)	1:00.05 [5] (0:12.40)	0:47.65 [5] (0:11.99)	0:35.66 [5] (0:11.69)	0:23.97 [4] (0:11.92)	0:12.05 [3] (0:12.05)
Average Speed [km/h]	51.1	61.0	59.4	58.0	59.9	61.5	60.2	59.8
Top Speed [km/h]	64.5	62.2	60.9	58.7	61.9	62.7	60.8	61.2
Avg. Dist. to Rail [m]	3.8	0.4	0.6	0.4	0.6	0.3	0.5	1.6
Avg. Stride Freq. [Hz]	2.3	2.3	2.3	2.2	2.3	2.3	2.3	2.3
Avg. Stride Length [m]	6.5	7.3	7.3	7.2	7.3	7.5	7.3	7.1



- [] Ranking at each section and finish
- .-.- No data available at this section
- NA No data available



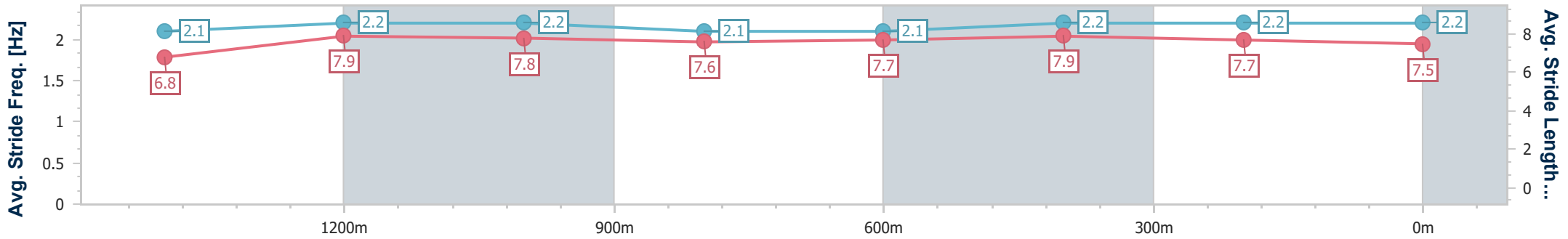
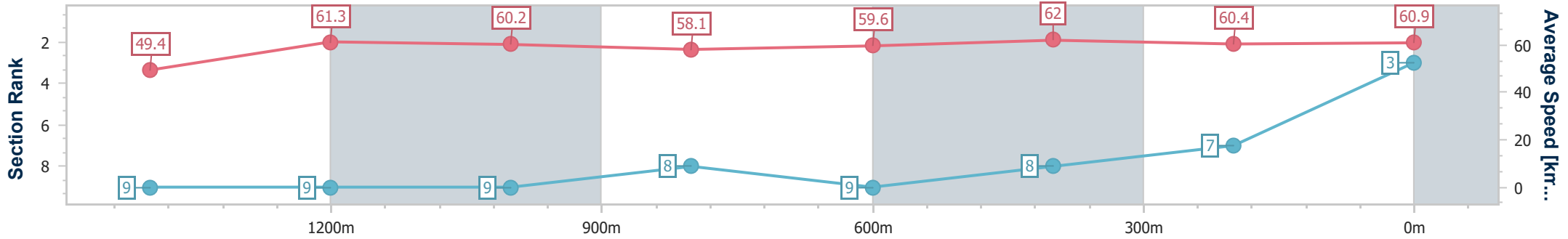
Horse/Jockey Name	Grape Expectations
Final Rank	3
Fastest Section Time (Section)	0:11.59 (600m)
Top Speed [km/h] (Section)	63.2 (600m)
Race State	Finished



Ipswich QLD Professional
 Race 1: TEMPUS TWO Maiden Plate - 1666m
 29 January 2025 - 14:13
 Track Rating: Good 4, Weather: Fine, Rail Position: True



Section	Overall	1400m	1200m	1000m	800m	600m	400m	200m
Section Times	1:42.80 [3] (0:19.45)	1:23.35 [9] (0:11.72)	1:11.63 [9] (0:11.91)	0:59.72 [9] (0:12.36)	0:47.36 [8] (0:12.05)	0:35.31 [9] (0:11.59)	0:23.72 [8] (0:11.90)	0:11.82 [7] (0:11.82)
Average Speed [km/h]	49.4	61.3	60.2	58.1	59.6	62.0	60.4	60.9
Top Speed [km/h]	62.8	62.7	60.9	59.3	62.4	63.2	61.2	61.5
Avg. Dist. to Rail [m]	5.3	0.4	0.6	0.8	0.9	0.5	0.4	1.0
Avg. Stride Freq. [Hz]	2.1	2.2	2.2	2.1	2.1	2.2	2.2	2.2
Avg. Stride Length [m]	6.8	7.9	7.8	7.6	7.7	7.9	7.7	7.5



- [] Ranking at each section and finish
- .-.- No data available at this section
- NA No data available



Horse/Jockey Name	Divas Reign
Final Rank	4
Fastest Section Time (Section)	0:11.69 (1400m)
Top Speed [km/h] (Section)	64.7 (Overall)
Race State	Finished



Ipswich QLD Professional

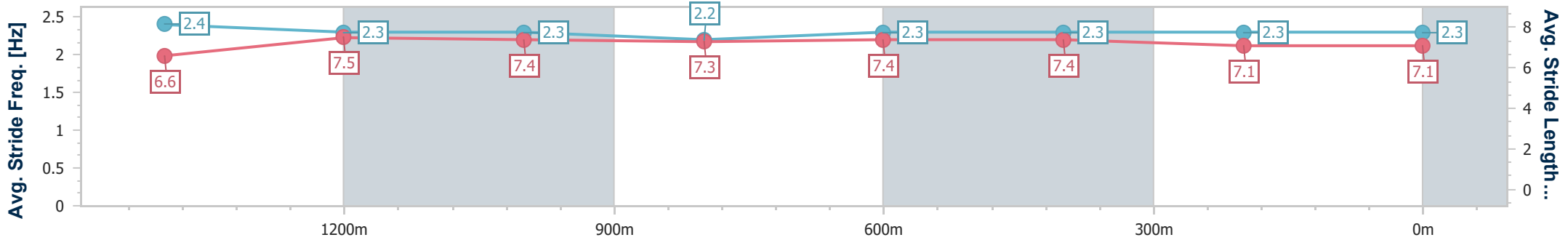
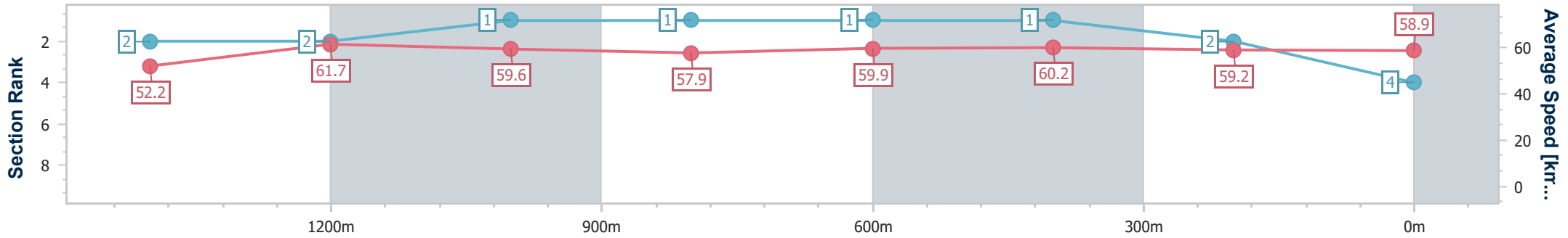
Race 1: TEMPUS TWO Maiden Plate - 1666m

29 January 2025 - 14:13



Track Rating: Good 4, Weather: Fine, Rail Position: True

Section	Overall	1400m	1200m	1000m	800m	600m	400m	200m
Section Times	1:42.82 [4] (0:18.36)	1:24.46 [2] (0:11.69)	1:12.77 [2] (0:12.06)	1:00.71 [1] (0:12.44)	0:48.27 [1] (0:12.01)	0:36.26 [1] (0:11.91)	0:24.35 [1] (0:12.11)	0:12.24 [2] (0:12.24)
Average Speed [km/h]	52.2	61.7	59.6	57.9	59.9	60.2	59.2	58.9
Top Speed [km/h]	64.7	62.6	61.4	58.2	61.2	61.4	59.9	60.2
Avg. Dist. to Rail [m]	4.2	0.4	0.3	0.4	0.5	0.6	0.5	1.2
Avg. Stride Freq. [Hz]	2.4	2.3	2.3	2.2	2.3	2.3	2.3	2.3
Avg. Stride Length [m]	6.6	7.5	7.4	7.3	7.4	7.4	7.1	7.1



- [] Ranking at each section and finish
- .-.- No data available at this section
- NA No data available



Horse/Jockey Name	Classic Shiraz
Final Rank	5
Fastest Section Time (Section)	0:11.45 (600m)
Top Speed [km/h] (Section)	64.5 (600m)
Race State	Finished



Ipswich QLD Professional

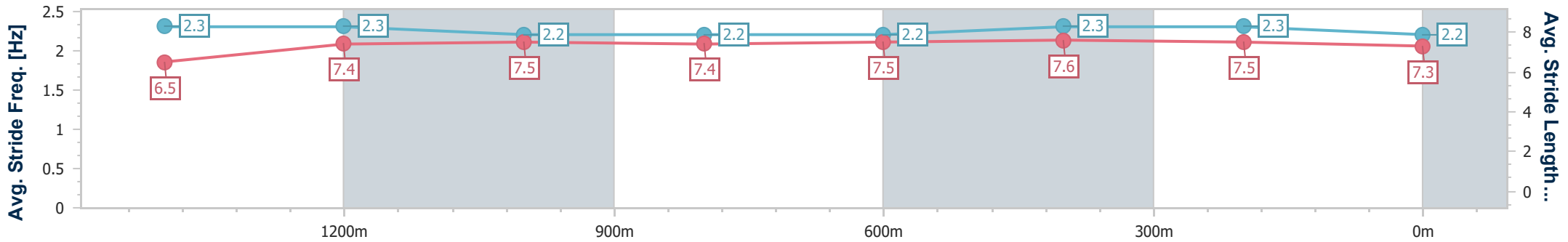
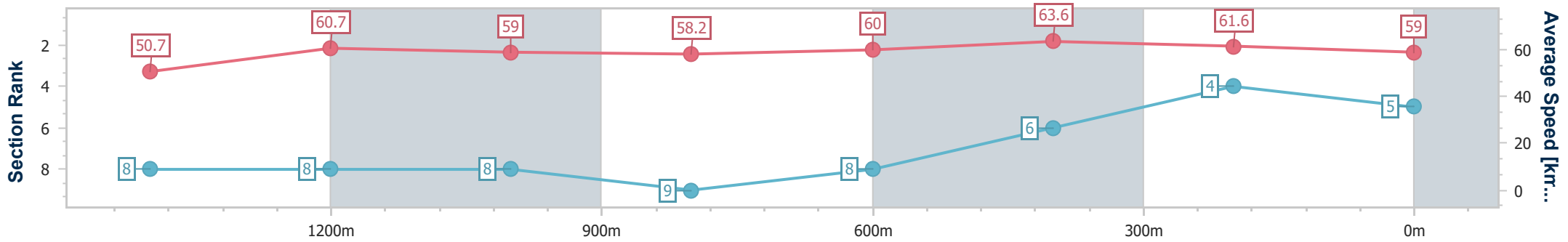
Race 1: TEMPUS TWO Maiden Plate - 1666m

29 January 2025 - 14:13



Track Rating: Good 4, Weather: Fine, Rail Position: True

Section	Overall	1400m	1200m	1000m	800m	600m	400m	200m
Section Times	1:42.91 [5] (0:18.95)	1:23.96 [8] (0:11.86)	1:12.10 [8] (0:12.22)	0:59.88 [8] (0:12.43)	0:47.45 [9] (0:11.99)	0:35.46 [8] (0:11.45)	0:24.01 [6] (0:11.83)	0:12.18 [4] (0:12.18)
Average Speed [km/h]	50.7	60.7	59.0	58.2	60.0	63.6	61.6	59.0
Top Speed [km/h]	64.4	63.4	59.8	58.9	62.3	64.5	63.8	60.4
Avg. Dist. to Rail [m]	4.9	0.5	0.6	0.8	0.6	2.7	2.8	3.0
Avg. Stride Freq. [Hz]	2.3	2.3	2.2	2.2	2.2	2.3	2.3	2.2
Avg. Stride Length [m]	6.5	7.4	7.5	7.4	7.5	7.6	7.5	7.3



- [] Ranking at each section and finish
- .-.- No data available at this section
- NA No data available



Horse/Jockey Name	Satirica
Final Rank	6
Fastest Section Time (Section)	0:11.83 (1400m)
Top Speed [km/h] (Section)	63.4 (Overall)
Race State	Finished



Ipswich QLD Professional

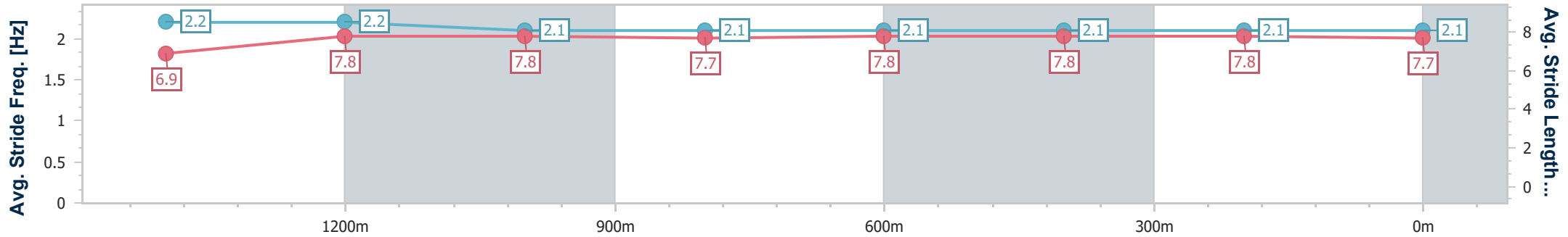
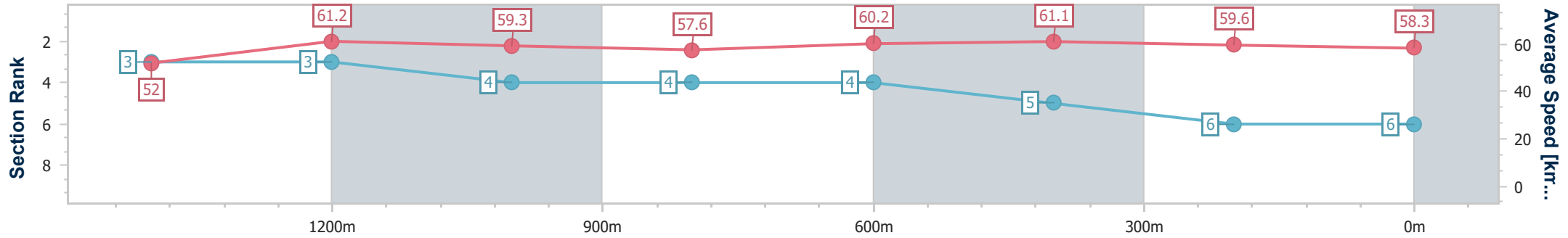
Race 1: TEMPUS TWO Maiden Plate - 1666m

29 January 2025 - 14:13



Track Rating: Good 4, Weather: Fine, Rail Position: True

Section	Overall	1400m	1200m	1000m	800m	600m	400m	200m
Section Times	1:43.31 [6] (0:18.44)	1:24.87 [3] (0:11.83)	1:13.04 [3] (0:12.23)	1:00.81 [4] (0:12.49)	0:48.32 [4] (0:11.99)	0:36.33 [4] (0:11.83)	0:24.50 [5] (0:12.16)	0:12.34 [6] (0:12.34)
Average Speed [km/h]	52.0	61.2	59.3	57.6	60.2	61.1	59.6	58.3
Top Speed [km/h]	63.4	62.0	60.5	58.2	61.2	61.5	60.9	59.4
Avg. Dist. to Rail [m]	4.9	1.0	1.2	1.2	0.6	0.7	1.5	2.4
Avg. Stride Freq. [Hz]	2.2	2.2	2.1	2.1	2.1	2.1	2.1	2.1
Avg. Stride Length [m]	6.9	7.8	7.8	7.7	7.8	7.8	7.8	7.7



- [] Ranking at each section and finish
- .-.- No data available at this section
- NA No data available



Horse/Jockey Name	Prefer To Dance
Final Rank	7
Fastest Section Time (Section)	0:11.79 (600m)
Top Speed [km/h] (Section)	62.4 (Overall)
Race State	Finished



Ipswich QLD Professional

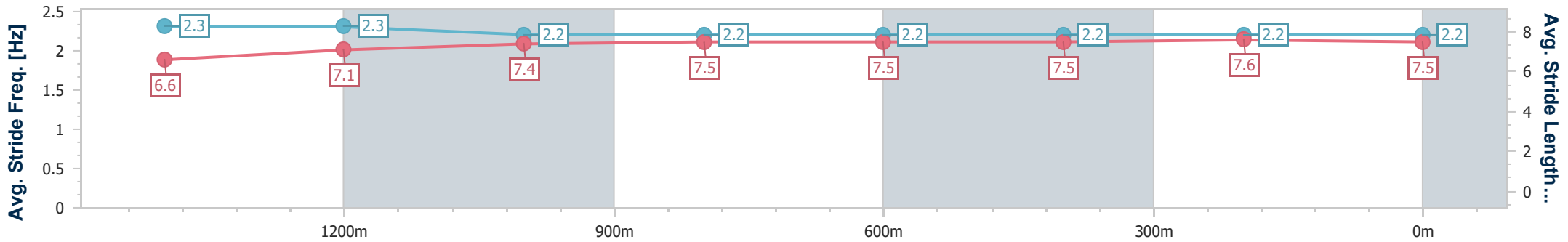
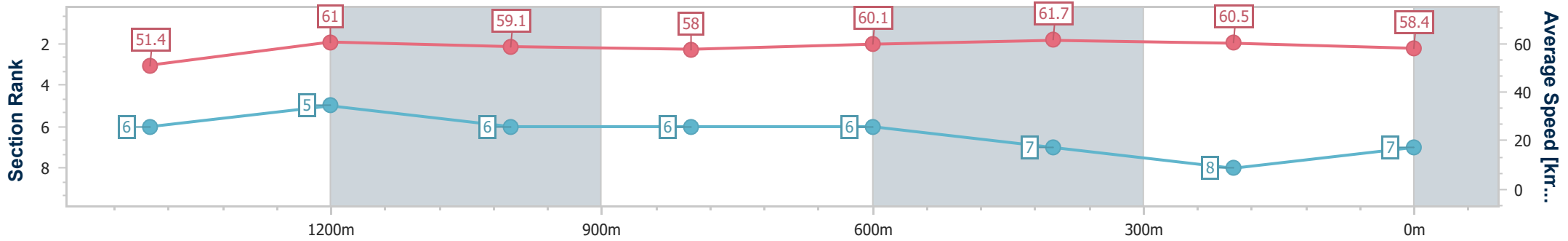
Race 1: TEMPUS TWO Maiden Plate - 1666m

29 January 2025 - 14:13



Track Rating: Good 4, Weather: Fine, Rail Position: True

Section	Overall	1400m	1200m	1000m	800m	600m	400m	200m
Section Times	1:43.32 [7] (0:18.67)	1:24.65 [6] (0:11.85)	1:12.80 [5] (0:12.22)	1:00.58 [6] (0:12.44)	0:48.14 [6] (0:11.97)	0:36.17 [6] (0:11.79)	0:24.38 [7] (0:12.06)	0:12.32 [8] (0:12.32)
Average Speed [km/h]	51.4	61.0	59.1	58.0	60.1	61.7	60.5	58.4
Top Speed [km/h]	62.4	62.0	61.2	58.6	62.0	62.2	61.5	60.1
Avg. Dist. to Rail [m]	6.2	1.4	0.6	0.3	0.4	1.8	4.2	5.1
Avg. Stride Freq. [Hz]	2.3	2.3	2.2	2.2	2.2	2.2	2.2	2.2
Avg. Stride Length [m]	6.6	7.1	7.4	7.5	7.5	7.5	7.6	7.5



- [] Ranking at each section and finish
- .-.- No data available at this section
- NA No data available



Horse/Jockey Name	Beta Better
Final Rank	8
Fastest Section Time (Section)	0:11.87 (600m)
Top Speed [km/h] (Section)	63.7 (Overall)
Race State	Finished



Ipswich QLD Professional

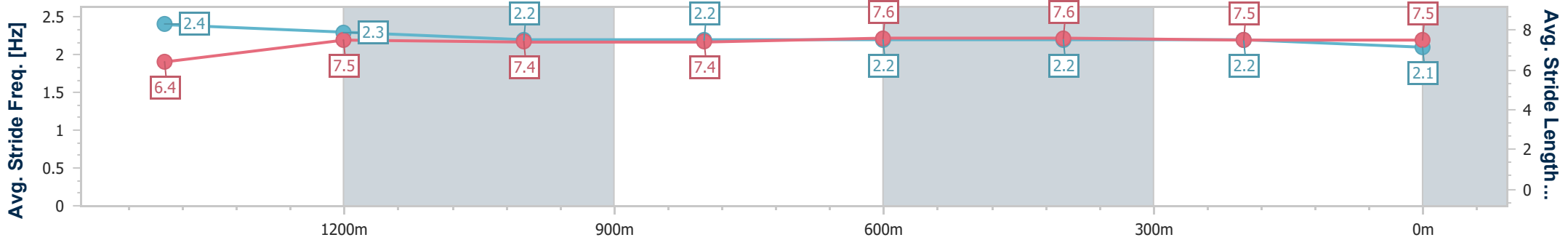
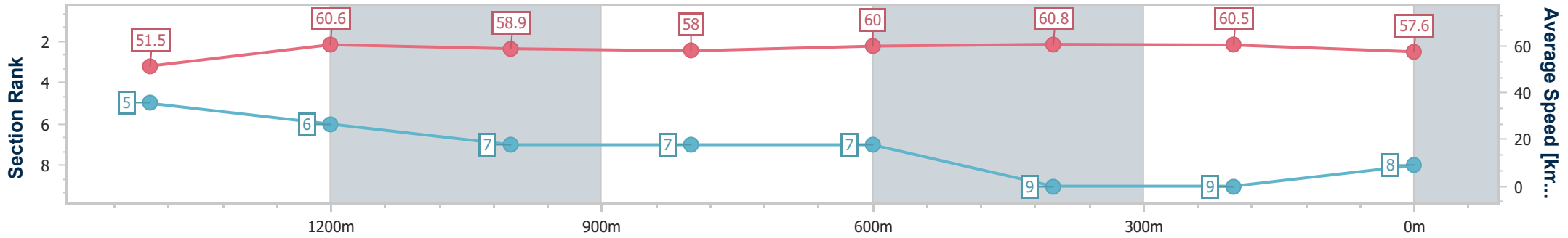
Race 1: TEMPUS TWO Maiden Plate - 1666m

29 January 2025 - 14:13



Track Rating: Good 4, Weather: Fine, Rail Position: True

Section	Overall	1400m	1200m	1000m	800m	600m	400m	200m
Section Times	1:43.60 [8] (0:18.65)	1:24.95 [5] (0:11.88)	1:13.07 [6] (0:12.27)	1:00.80 [7] (0:12.44)	0:48.36 [7] (0:12.01)	0:36.35 [7] (0:11.87)	0:24.48 [9] (0:11.99)	0:12.49 [9] (0:12.49)
Average Speed [km/h]	51.5	60.6	58.9	58.0	60.0	60.8	60.5	57.6
Top Speed [km/h]	63.7	63.3	61.1	58.9	62.4	62.4	61.3	60.6
Avg. Dist. to Rail [m]	3.9	0.6	1.2	0.9	0.4	0.7	2.0	3.8
Avg. Stride Freq. [Hz]	2.4	2.3	2.2	2.2	2.2	2.2	2.2	2.1
Avg. Stride Length [m]	6.4	7.5	7.4	7.4	7.6	7.6	7.5	7.5



- [] Ranking at each section and finish
- .-.- No data available at this section
- NA No data available



Horse/Jockey Name	Rumbling Boy
Final Rank	9
Fastest Section Time (Section)	0:11.70 (1400m)
Top Speed [km/h] (Section)	64.2 (Overall)
Race State	Finished



Ipswich QLD Professional

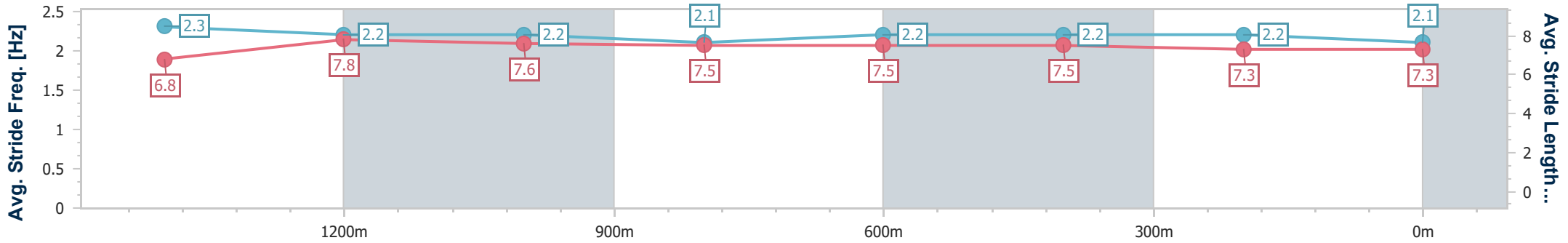
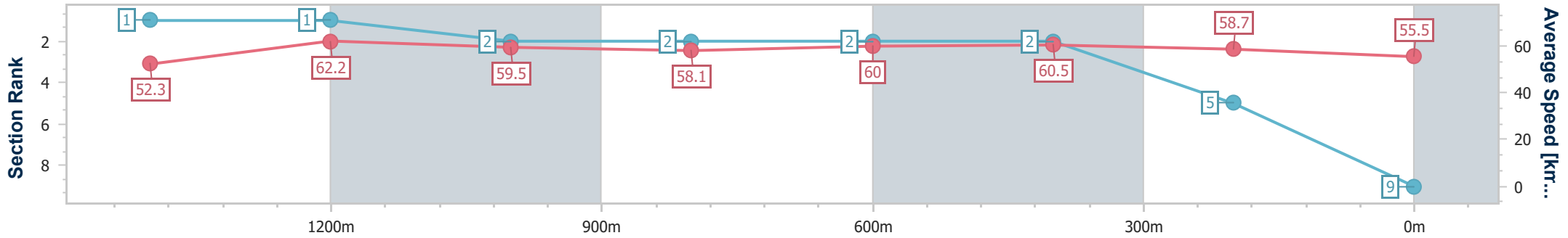
Race 1: TEMPUS TWO Maiden Plate - 1666m

29 January 2025 - 14:13



Track Rating: Good 4, Weather: Fine, Rail Position: True

Section	Overall	1400m	1200m	1000m	800m	600m	400m	200m
Section Times	1:43.86 [9] (0:18.35)	1:25.51 [1] (0:11.70)	1:13.81 [1] (0:12.20)	1:01.61 [2] (0:12.42)	0:49.19 [2] (0:12.01)	0:37.18 [2] (0:11.93)	0:25.25 [2] (0:12.29)	0:12.96 [5] (0:12.96)
Average Speed [km/h]	52.3	62.2	59.5	58.1	60.0	60.5	58.7	55.5
Top Speed [km/h]	64.2	63.9	60.8	59.2	61.0	61.2	59.6	57.6
Avg. Dist. to Rail [m]	7.7	2.7	1.9	1.3	0.7	0.7	0.6	1.4
Avg. Stride Freq. [Hz]	2.3	2.2	2.2	2.1	2.2	2.2	2.2	2.1
Avg. Stride Length [m]	6.8	7.8	7.6	7.5	7.5	7.5	7.3	7.3



- [] Ranking at each section and finish
- .-.- No data available at this section
- NA No data available