



Ipswich QLD Professional

Race 6: GORDON'S GIN Class 1 Handicap - 1100m

29 January 2025 - 17:10



Track Rating: Good 4, Weather: Fine, Rail Position: True

Section												Last 600m		
Field Times		Overall	1000m	800m	600m	400m	200m						0:33.23	
		1:03.21 (0:08.35)	0:54.86 (0:10.82)	0:44.04 (0:10.81)	0:33.23 (0:11.09)	0:22.14 (0:11.24)	0:10.90 (0:10.90)							
Rank	TAB	Horse/Jockey	Barrier	Top Speed [km/h]	Fastest Section							Margin	Distance Travelled [m]	
1	2	CERTAINLYCAN James Orman	2	68.0 200m	0:08.35 Overall	1:03.21 [1] (0:08.35)	0:54.86 [1] (0:10.82)	0:44.04 [1] (0:10.84)	0:33.20 [2] (0:11.06)	0:22.14 [1] (0:11.24)	0:10.90 [1] (0:10.90)	1:03.21	0:33.20	
2	6	GILIANA Emily Lang	9	68.3 800m	0:08.90 Overall	1:03.95 [2] (0:08.90)	0:55.05 [8] (0:11.02)	0:44.03 [9] (0:10.69)	0:33.34 [9] (0:10.95)	0:22.39 [9] (0:11.05)	0:11.34 [5] (0:11.34)	4.32L	0:33.34	+5
3	5	CHARMED PASSAGE Cody Collis	3	68.5 1000m	0:08.72 Overall	1:04.10 [3] (0:08.72)	0:55.38 [6] (0:10.69)	0:44.69 [6] (0:10.76)	0:33.93 [5] (0:11.07)	0:22.86 [5] (0:11.30)	0:11.56 [3] (0:11.56)	5.25L	0:33.93	+1
4	4	CAXTON LASS Bailey Wheeler	4	67.9 1000m	0:08.77 Overall	1:04.14 [4] (0:08.77)	0:55.37 [7] (0:10.76)	0:44.61 [7] (0:10.91)	0:33.70 [7] (0:11.05)	0:22.65 [7] (0:11.11)	0:11.54 [4] (0:11.54)	5.47L	0:33.70	+2
5	9	TO WISH Angela Jones	1	68.5 800m	0:08.45 Overall	1:04.19 [5] (0:08.45)	0:55.74 [4] (0:10.89)	0:44.85 [5] (0:10.75)	0:34.10 [3] (0:11.05)	0:23.05 [3] (0:11.32)	0:11.73 [2] (0:11.73)	5.78L	0:34.10	-1
6	10	RUBAAHY Justin Huxtable	7	68.9 1000m	0:08.94 Overall	1:04.31 [6] (0:08.94)	0:55.37 [9] (0:10.85)	0:44.52 [8] (0:10.68)	0:33.84 [8] (0:11.04)	0:22.80 [8] (0:11.13)	0:11.67 [8] (0:11.67)	6.44L	0:33.84	-2
7	7	IRON POWER Dale Smith	5	69.0 1000m	0:08.55 Overall	1:04.40 [7] (0:08.55)	0:55.85 [5] (0:10.67)	0:45.18 [3] (0:10.76)	0:34.42 [1] (0:11.17)	0:23.25 [4] (0:11.47)	0:11.78 [6] (0:11.78)	6.97L	0:34.42	+2
8	11	LINE OF LAW Tahlia Fenlon	6	67.8 1000m	0:08.37 Overall	1:04.47 [8] (0:08.37)	0:56.10 [2] (0:10.81)	0:45.29 [2] (0:10.97)	0:34.32 [4] (0:10.97)	0:23.35 [2] (0:11.52)	0:11.83 [7] (0:11.83)	7.39L	0:34.32	+5
9	8	THE SOUR Georgina Cartwright	8	67.6 1000m	0:08.40 Overall	1:04.65 [9] (0:08.40)	0:56.25 [3] (0:10.88)	0:45.37 [4] (0:10.96)	0:34.41 [6] (0:11.19)	0:23.22 [6] (0:11.47)	0:11.75 [9] (0:11.75)	8.47L	0:34.41	+10

Scratched: Jungle Law (#3), Borrelli (#1)

[] Ranking at each section and finish
 -:-:- No data available at this section
 NA No data available

SCN Saddle cloth number
 DNF Did not finish
 DNT Did not track



Horse/Jockey Name	Certainlycan
Final Rank	1
Fastest Section Time (Section)	0:08.35 (Overall)
Top Speed [km/h] (Section)	68.0 (200m)
Race State	Finished



Ipswich QLD Professional

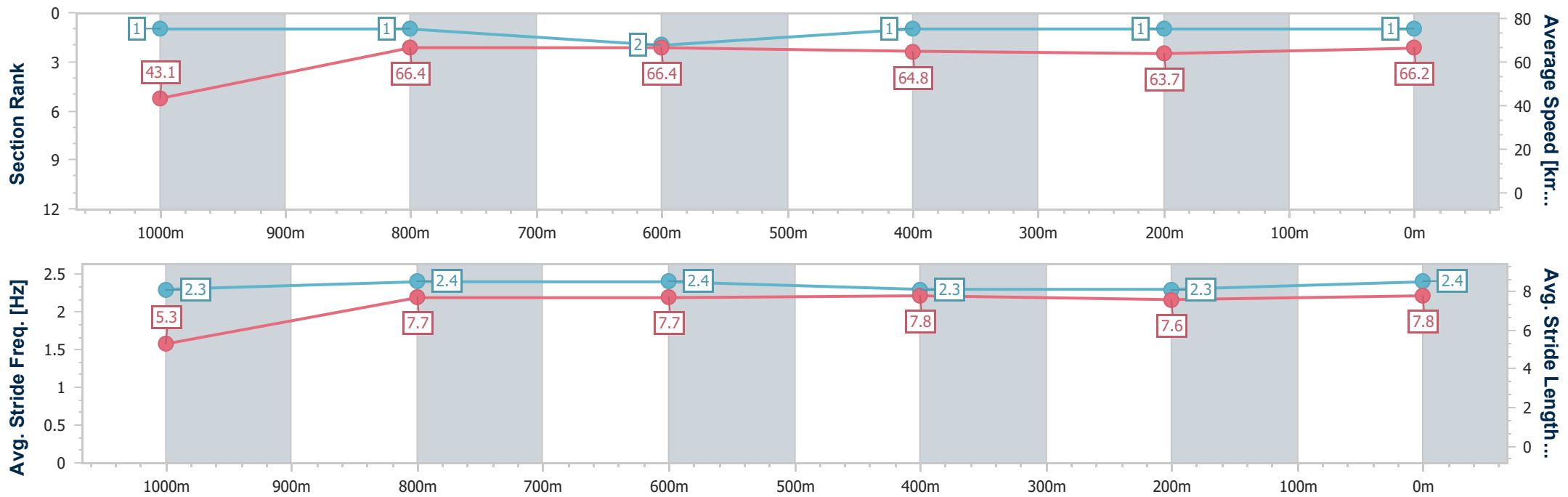
Race 6: GORDON'S GIN Class 1 Handicap - 1100m

29 January 2025 - 17:10



Track Rating: Good 4, Weather: Fine, Rail Position: True

Section	Overall	1000m	800m	600m	400m	200m
Section Times	1:03.21 [1] (0:08.35)	0:54.86 [1] (0:10.82)	0:44.04 [1] (0:10.84)	0:33.20 [2] (0:11.06)	0:22.14 [1] (0:11.24)	0:10.90 [1] (0:10.90)
Average Speed [km/h]	43.1	66.4	66.4	64.8	63.7	66.2
Top Speed [km/h]	65.4	67.6	67.0	66.2	66.2	68.0
Avg. Dist. to Rail [m]	3.6	0.7	0.5	0.6	1.0	0.5
Avg. Stride Freq. [Hz]	2.3	2.4	2.4	2.3	2.3	2.4
Avg. Stride Length [m]	5.3	7.7	7.7	7.8	7.6	7.8



- [] Ranking at each section and finish
- .-.- No data available at this section
- NA No data available



Horse/Jockey Name	Giliana
Final Rank	2
Fastest Section Time (Section)	0:08.90 (Overall)
Top Speed [km/h] (Section)	68.3 (800m)
Race State	Finished



Ipswich QLD Professional

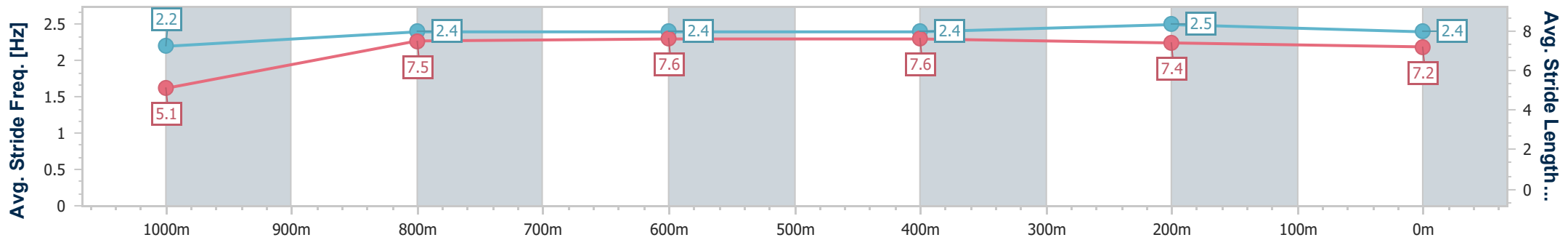
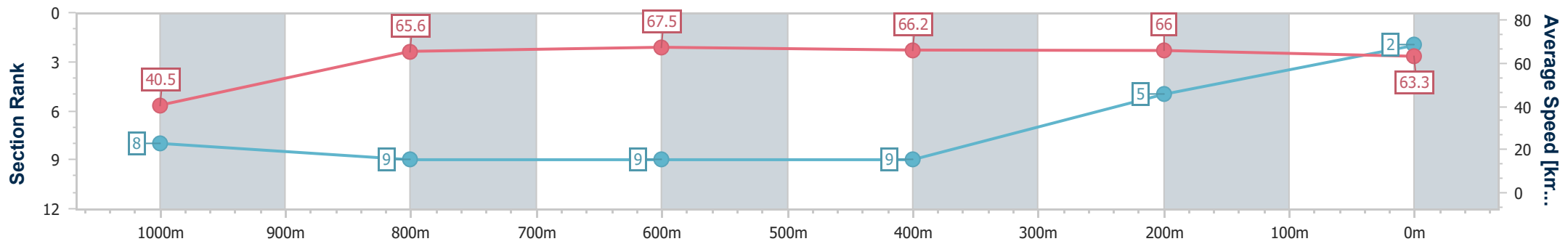
Race 6: GORDON'S GIN Class 1 Handicap - 1100m

29 January 2025 - 17:10



Track Rating: Good 4, Weather: Fine, Rail Position: True

Section	Overall	1000m	800m	600m	400m	200m
Section Times	1:03.95 [2] (0:08.90)	0:55.05 [8] (0:11.02)	0:44.03 [9] (0:10.69)	0:33.34 [9] (0:10.95)	0:22.39 [9] (0:11.05)	0:11.34 [5]
Average Speed [km/h]	40.5	65.6	67.5	66.2	66.0	63.3
Top Speed [km/h]	60.7	68.1	68.3	67.1	67.5	66.1
Avg. Dist. to Rail [m]	11.1	3.8	0.5	0.9	5.1	10.6
Avg. Stride Freq. [Hz]	2.2	2.4	2.4	2.4	2.5	2.4
Avg. Stride Length [m]	5.1	7.5	7.6	7.6	7.4	7.2



- [] Ranking at each section and finish
- .-.- No data available at this section
- NA No data available



Horse/Jockey Name	Charmed Passage
Final Rank	3
Fastest Section Time (Section)	0:08.72 (Overall)
Top Speed [km/h] (Section)	68.5 (1000m)
Race State	Finished



Ipswich QLD Professional

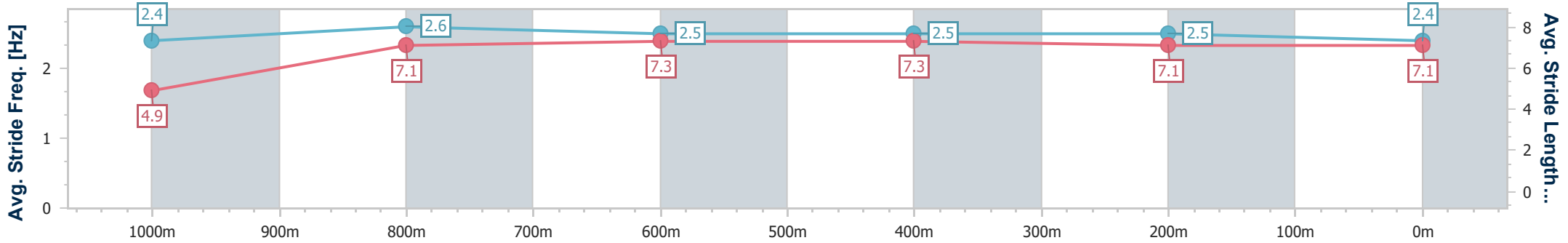
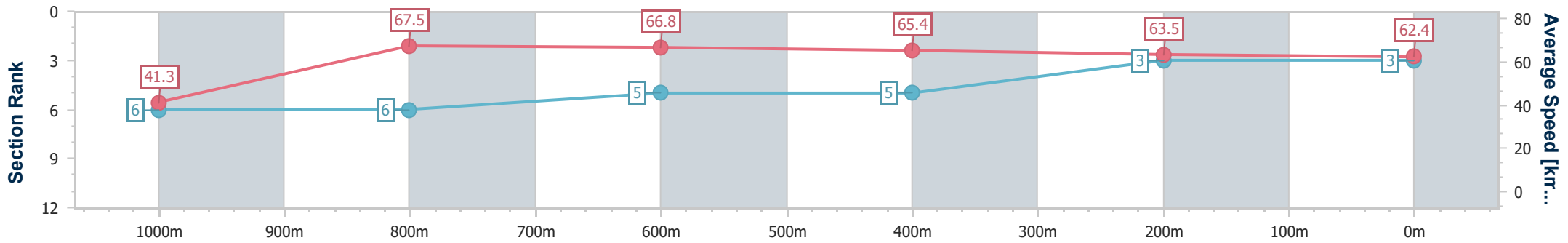
Race 6: GORDON'S GIN Class 1 Handicap - 1100m

29 January 2025 - 17:10



Track Rating: Good 4, Weather: Fine, Rail Position: True

Section	Overall	1000m	800m	600m	400m	200m
Section Times	1:04.10 [3] (0:08.72)	0:55.38 [6] (0:10.69)	0:44.69 [6] (0:10.76)	0:33.93 [5] (0:11.07)	0:22.86 [5] (0:11.30)	0:11.56 [3] (0:11.56)
Average Speed [km/h]	41.3	67.5	66.8	65.4	63.5	62.4
Top Speed [km/h]	64.3	68.5	67.9	65.9	65.6	64.5
Avg. Dist. to Rail [m]	4.6	0.7	0.3	0.4	1.4	3.4
Avg. Stride Freq. [Hz]	2.4	2.6	2.5	2.5	2.5	2.4
Avg. Stride Length [m]	4.9	7.1	7.3	7.3	7.1	7.1



- [] Ranking at each section and finish
- .-.- No data available at this section
- NA No data available



Horse/Jockey Name	Caxton Lass
Final Rank	4
Fastest Section Time (Section)	0:08.77 (Overall)
Top Speed [km/h] (Section)	67.9 (1000m)
Race State	Finished



Ipswich QLD Professional

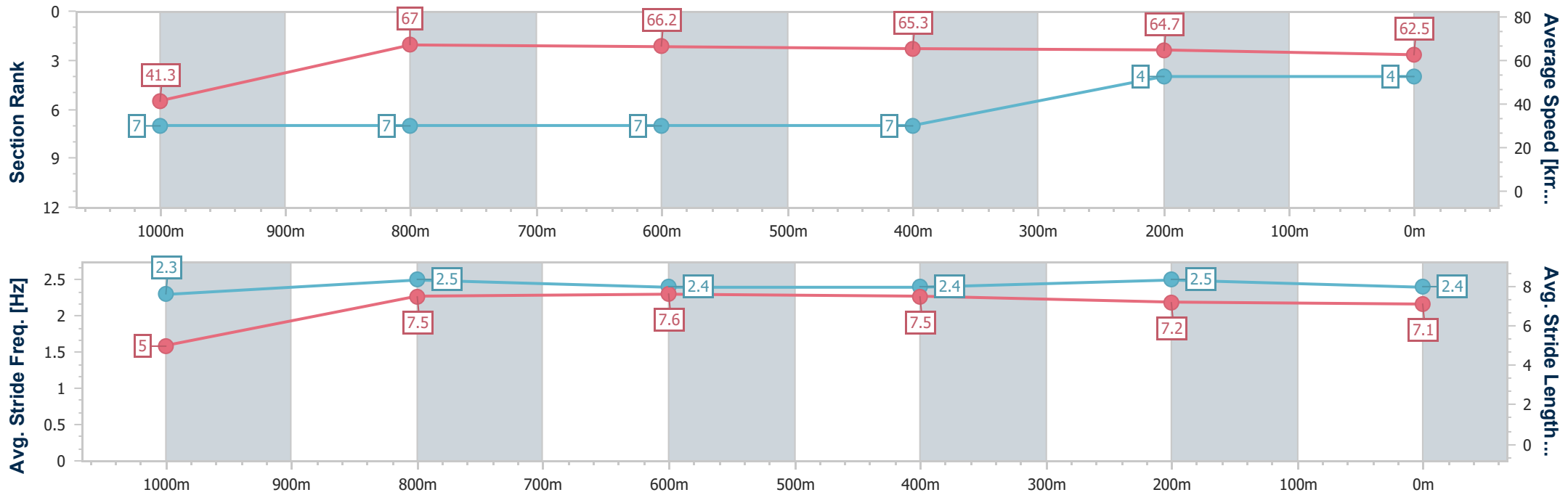
Race 6: GORDON'S GIN Class 1 Handicap - 1100m

29 January 2025 - 17:10



Track Rating: Good 4, Weather: Fine, Rail Position: True

Section	Overall	1000m	800m	600m	400m	200m
Section Times	1:04.14 [4] (0:08.77)	0:55.37 [7] (0:10.76)	0:44.61 [7] (0:10.91)	0:33.70 [7] (0:11.05)	0:22.65 [7] (0:11.11)	0:11.54 [4] (0:11.54)
Average Speed [km/h]	41.3	67.0	66.2	65.3	64.7	62.5
Top Speed [km/h]	64.7	67.9	66.6	66.8	65.9	64.1
Avg. Dist. to Rail [m]	5.5	1.5	0.9	0.3	1.1	4.1
Avg. Stride Freq. [Hz]	2.3	2.5	2.4	2.4	2.5	2.4
Avg. Stride Length [m]	5.0	7.5	7.6	7.5	7.2	7.1



- [] Ranking at each section and finish
- .-.- No data available at this section
- NA No data available



Horse/Jockey Name	To Wish
Final Rank	5
Fastest Section Time (Section)	0:08.45 (Overall)
Top Speed [km/h] (Section)	68.5 (800m)
Race State	Finished



Ipswich QLD Professional

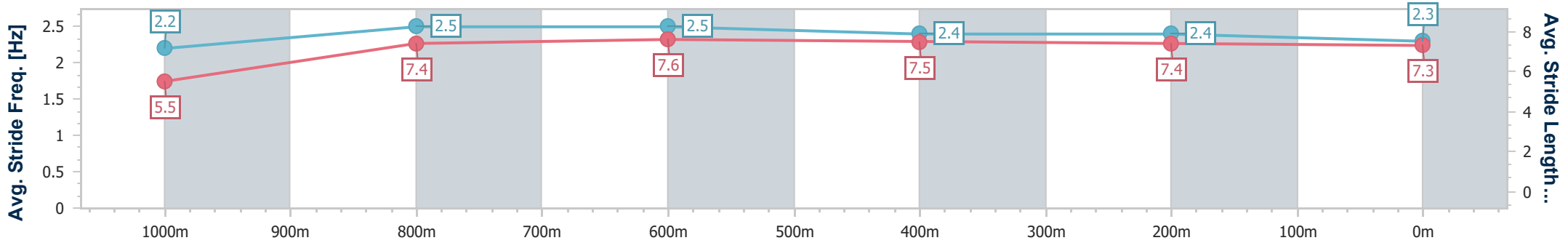
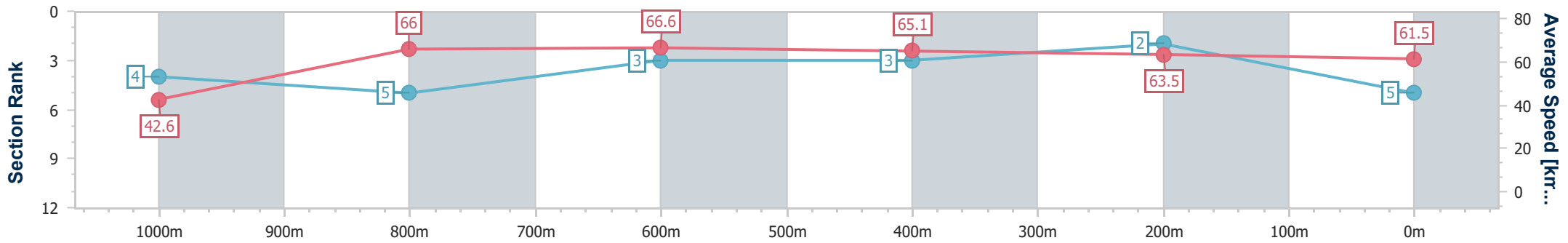
Race 6: GORDON'S GIN Class 1 Handicap - 1100m

29 January 2025 - 17:10



Track Rating: Good 4, Weather: Fine, Rail Position: True

Section	Overall	1000m	800m	600m	400m	200m
Section Times	1:04.19 [5] (0:08.45)	0:55.74 [4] (0:10.89)	0:44.85 [5] (0:10.75)	0:34.10 [3] (0:11.05)	0:23.05 [3] (0:11.32)	0:11.73 [2] (0:11.73)
Average Speed [km/h]	42.6	66.0	66.6	65.1	63.5	61.5
Top Speed [km/h]	62.6	67.1	68.5	66.1	64.7	63.8
Avg. Dist. to Rail [m]	2.2	0.7	0.8	0.9	0.9	1.0
Avg. Stride Freq. [Hz]	2.2	2.5	2.5	2.4	2.4	2.3
Avg. Stride Length [m]	5.5	7.4	7.6	7.5	7.4	7.3



- [] Ranking at each section and finish
- .-.- No data available at this section
- NA No data available



Horse/Jockey Name	Rubaahy
Final Rank	6
Fastest Section Time (Section)	0:08.94 (Overall)
Top Speed [km/h] (Section)	68.9 (1000m)
Race State	Finished



Ipswich QLD Professional

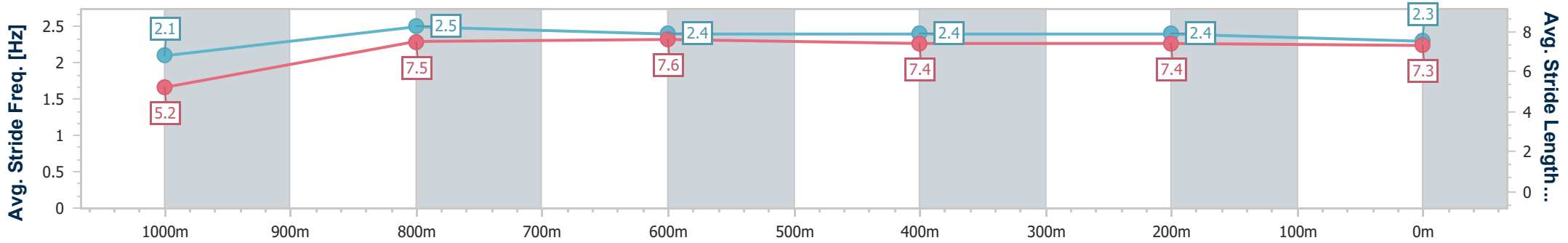
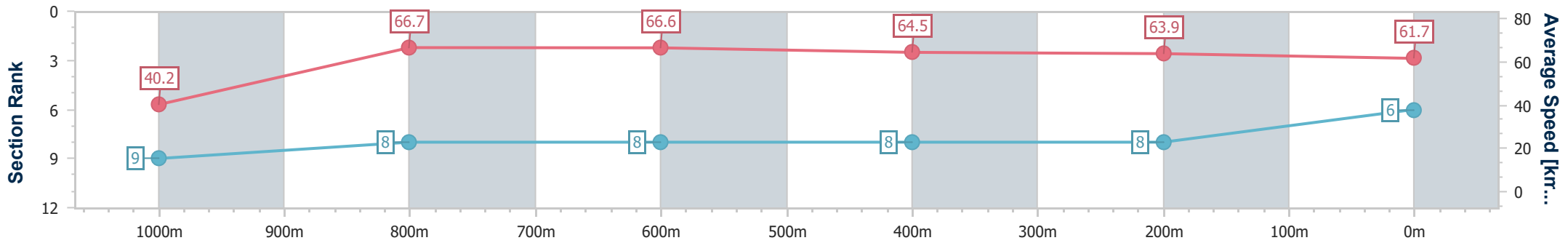
Race 6: GORDON'S GIN Class 1 Handicap - 1100m

29 January 2025 - 17:10



Track Rating: Good 4, Weather: Fine, Rail Position: True

Section	Overall	1000m	800m	600m	400m	200m
Section Times	1:04.31 [6] (0:08.94)	0:55.37 [9] (0:10.85)	0:44.52 [8] (0:10.68)	0:33.84 [8] (0:11.04)	0:22.80 [8] (0:11.13)	0:11.67 [8]
Average Speed [km/h]	40.2	66.7	66.6	64.5	63.9	61.7
Top Speed [km/h]	63.0	68.9	68.3	66.4	65.5	63.3
Avg. Dist. to Rail [m]	7.3	1.4	2.2	2.9	2.9	1.4
Avg. Stride Freq. [Hz]	2.1	2.5	2.4	2.4	2.4	2.3
Avg. Stride Length [m]	5.2	7.5	7.6	7.4	7.4	7.3



- [] Ranking at each section and finish
- .-.- No data available at this section
- NA No data available



Horse/Jockey Name	Iron Power
Final Rank	7
Fastest Section Time (Section)	0:08.55 (Overall)
Top Speed [km/h] (Section)	69.0 (1000m)
Race State	Finished



Ipswich QLD Professional

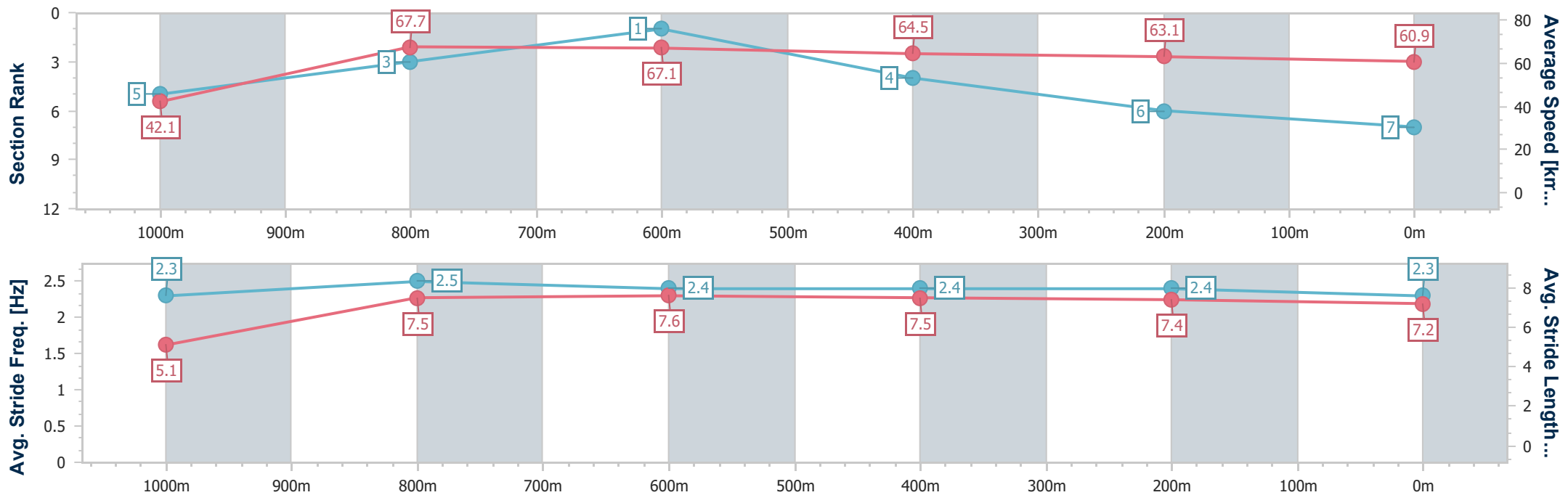
Race 6: GORDON'S GIN Class 1 Handicap - 1100m

29 January 2025 - 17:10



Track Rating: Good 4, Weather: Fine, Rail Position: True

Section	Overall	1000m	800m	600m	400m	200m
Section Times	1:04.40 [7] (0:08.55)	0:55.85 [5] (0:10.67)	0:45.18 [3] (0:10.76)	0:34.42 [1] (0:11.17)	0:23.25 [4] (0:11.47)	0:11.78 [6] (0:11.78)
Average Speed [km/h]	42.1	67.7	67.1	64.5	63.1	60.9
Top Speed [km/h]	64.3	69.0	68.5	66.1	64.7	62.8
Avg. Dist. to Rail [m]	6.4	2.2	0.7	0.3	1.3	3.2
Avg. Stride Freq. [Hz]	2.3	2.5	2.4	2.4	2.4	2.3
Avg. Stride Length [m]	5.1	7.5	7.6	7.5	7.4	7.2



- [] Ranking at each section and finish
- .-.- No data available at this section
- NA No data available



Horse/Jockey Name	Line Of Law
Final Rank	8
Fastest Section Time (Section)	0:08.37 (Overall)
Top Speed [km/h] (Section)	67.8 (1000m)
Race State	Finished



Ipswich QLD Professional

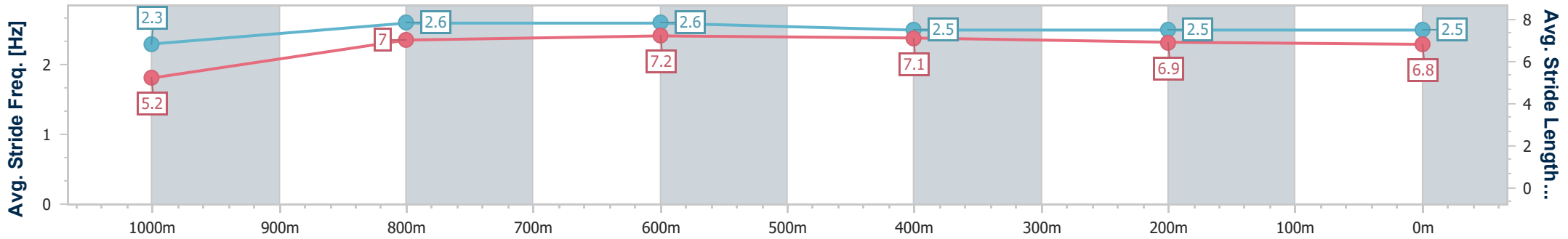
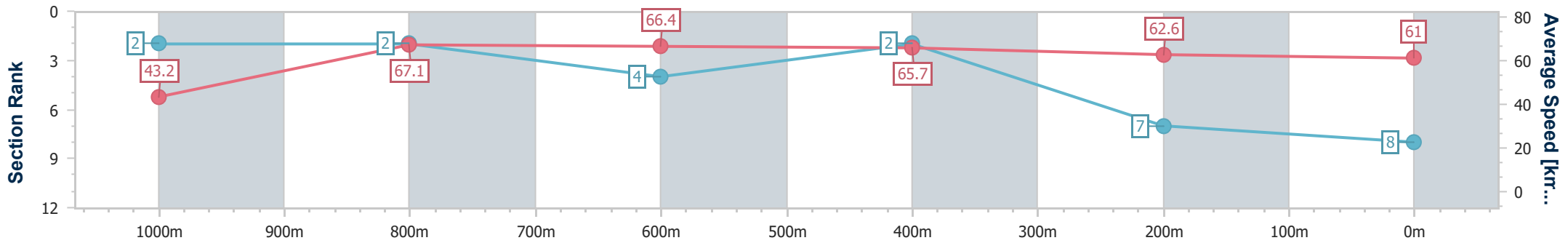
Race 6: GORDON'S GIN Class 1 Handicap - 1100m

29 January 2025 - 17:10



Track Rating: Good 4, Weather: Fine, Rail Position: True

Section	Overall	1000m	800m	600m	400m	200m
Section Times	1:04.47 [8] (0:08.37)	0:56.10 [2] (0:10.81)	0:45.29 [2] (0:10.97)	0:34.32 [4] (0:10.97)	0:23.35 [2] (0:11.52)	0:11.83 [7] (0:11.83)
Average Speed [km/h]	43.2	67.1	66.4	65.7	62.6	61.0
Top Speed [km/h]	63.9	67.8	67.2	66.3	64.1	63.6
Avg. Dist. to Rail [m]	7.4	3.4	3.0	0.9	2.2	5.9
Avg. Stride Freq. [Hz]	2.3	2.6	2.6	2.5	2.5	2.5
Avg. Stride Length [m]	5.2	7.0	7.2	7.1	6.9	6.8



- [] Ranking at each section and finish
- .-.- No data available at this section
- NA No data available



Horse/Jockey Name	The Sour
Final Rank	9
Fastest Section Time (Section)	0:08.40 (Overall)
Top Speed [km/h] (Section)	67.6 (1000m)
Race State	Finished



Ipswich QLD Professional

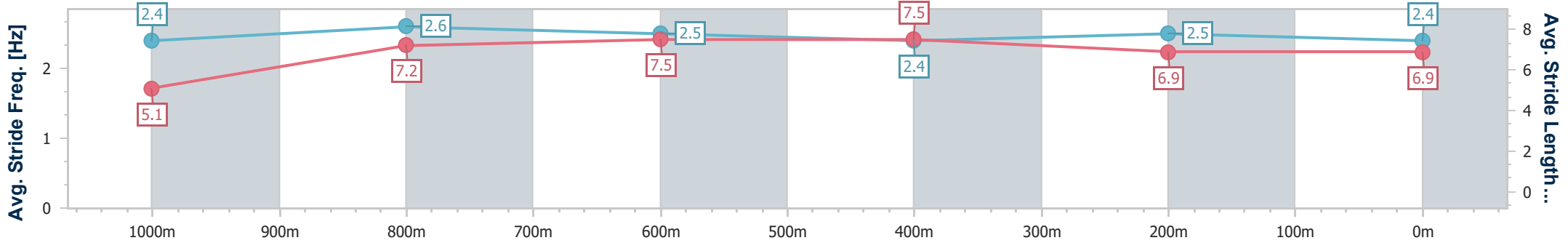
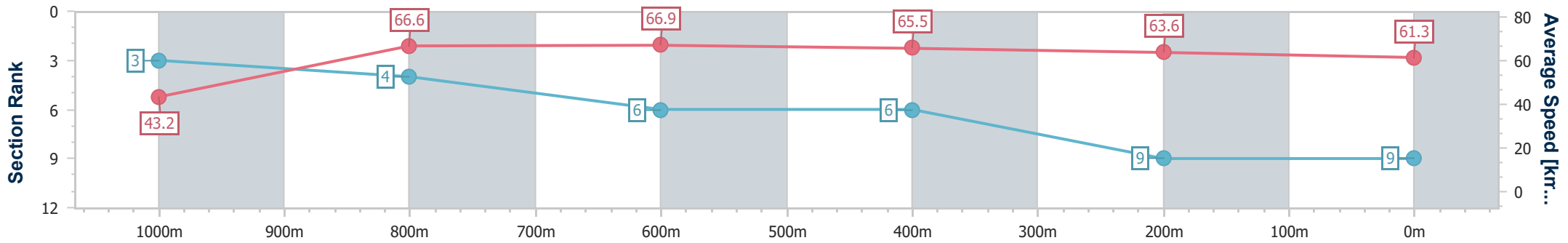
Race 6: GORDON'S GIN Class 1 Handicap - 1100m

29 January 2025 - 17:10



Track Rating: Good 4, Weather: Fine, Rail Position: True

Section	Overall	1000m	800m	600m	400m	200m
Section Times	1:04.65 [9] (0:08.40)	0:56.25 [3] (0:10.88)	0:45.37 [4] (0:10.96)	0:34.41 [6] (0:11.19)	0:23.22 [6] (0:11.47)	0:11.75 [9] (0:11.75)
Average Speed [km/h]	43.2	66.6	66.9	65.5	63.6	61.3
Top Speed [km/h]	64.3	67.6	67.2	67.1	65.1	63.1
Avg. Dist. to Rail [m]	9.7	5.1	3.6	4.1	4.6	9.0
Avg. Stride Freq. [Hz]	2.4	2.6	2.5	2.4	2.5	2.4
Avg. Stride Length [m]	5.1	7.2	7.5	7.5	6.9	6.9



- [] Ranking at each section and finish
- .-.- No data available at this section
- NA No data available