



Ipswich QLD Professional
Race 7: IPSWICH EVENTS AND ENTERTAINMENT CENTRE
BENCHMARK 70 Handicap - 1350m
29 January 2025 - 17:45



Track Rating: Good 4, Weather: Fine, Rail Position: True

Section		Overall	1200m	1000m	800m	600m	400m	Last 600m				
Field Times		1:20.16 (0:11.25)	1:08.91 (0:11.20)	0:57.71 (0:11.89)	0:45.82 (0:12.03)	0:33.79 (0:11.47)	0:22.32 (0:11.03)	0:33.79				
Rank	TAB Horse/Jockey	Barrier	Top Speed [km/h]	Fastest Section	Distance Travelled [m]							
1	10 FIELD OF MYRTLE Andrew Mallyon	1	66.2 400m	0:10.92 400m	1:20.16 [1] (0:11.51)	1:08.65 [4] (0:11.27)	0:57.38 [4] (0:11.79)	0:45.59 [3] (0:12.00)	0:33.59 [3] (0:11.46)	0:22.13 [3] (0:10.92)	0:33.59	
2	4 GREAT ASPIRATIONS Ryan Maloney	8	65.7 400m	0:11.03 400m	1:20.18 [2] (0:11.25)	1:08.93 [1] (0:11.20)	0:57.73 [1] (0:11.89)	0:45.84 [1] (0:12.03)	0:33.81 [1] (0:11.47)	0:22.34 [1] (0:11.03)	0:33.81 +0	
3	8 ALL'S FAIR Boris Thornton	10	65.5 1200m	0:11.18 400m	1:20.64 [3] (0:11.27)	1:09.37 [2] (0:11.23)	0:58.14 [2] (0:11.87)	0:46.27 [2] (0:12.06)	0:34.21 [2] (0:11.46)	0:22.75 [2] (0:11.18)	0:34.21 +4	
4	12 POUTCHEK Cejay Graham	6	65.5 400m	0:11.03 400m	1:20.74 [4] (0:11.77)	1:08.97 [8] (0:11.50)	0:57.47 [9] (0:11.76)	0:45.71 [9] (0:12.09)	0:33.62 [10] (0:11.29)	0:22.33 [9] (0:11.03)	0:33.62 +0	
5	9 HURACANEVO Michael Rodd	2	65.9 400m	0:11.20 400m	1:20.92 [5] (0:11.63)	1:09.29 [7] (0:11.39)	0:57.90 [5] (0:11.79)	0:46.11 [6] (0:12.00)	0:34.11 [7] (0:11.39)	0:22.72 [6] (0:11.20)	0:34.11 +2	
6	6 REBEL'S EDGE Cody Collis	11	65.7 400m	0:11.09 400m	1:20.95 [6] (0:11.89)	1:09.06 [9] (0:11.54)	0:57.52 [10] (0:11.79)	0:45.73 [10] (0:11.88)	0:33.85 [9] (0:11.52)	0:22.33 [10] (0:11.09)	0:33.85 +4	
7	5 TWYFORD Justin Huxtable	12	65.5 1200m	0:11.17 1200m	1:20.96 [7] (0:11.89)	1:09.07 [10] (0:11.17)	0:57.90 [7] (0:11.52)	0:46.38 [4] (0:12.03)	0:34.35 [4] (0:11.48)	0:22.87 [4] (0:11.28)	0:34.35 +6	
8	7 SELLING SUNSET Emily Lang	9	66.2 400m	0:10.91 400m	1:21.01 [8] (0:12.17)	1:08.84 [12] (0:11.47)	0:57.37 [12] (0:11.77)	0:45.60 [11] (0:12.00)	0:33.60 [12] (0:11.42)	0:22.18 [11] (0:10.91)	0:33.60 -1	
9	1 DISNEY CASTLE James Orman	5	64.8 600m	0:11.34 Overall	1:21.10 [9] (0:11.34)	1:09.76 [3] (0:11.43)	0:58.33 [3] (0:11.83)	0:46.50 [5] (0:12.05)	0:34.45 [5] (0:11.45)	0:23.00 [5] (0:11.43)	0:34.45 +8	
10	2 BADGERS NUTS Adin Thompson	4	65.1 400m	0:11.37 400m	1:21.21 [10] (0:11.62)	1:09.59 [6] (0:11.56)	0:58.03 [8] (0:11.74)	0:46.29 [8] (0:11.78)	0:34.51 [6] (0:11.54)	0:22.97 [7] (0:11.37)	0:34.51 +9	

[] Ranking at each section and finish
 -:-:- No data available at this section
 NA No data available

SCN Saddle cloth number
 DNF Did not finish
 DNT Did not track



Ipswich QLD Professional
Race 7: IPSWICH EVENTS AND ENTERTAINMENT CENTRE
BENCHMARK 70 Handicap - 1350m
29 January 2025 - 17:45



Track Rating: Good 4, Weather: Fine, Rail Position: True

Section		Overall	1200m	1000m	800m	600m	400m	Last 600m				
Field Times		1:20.16 (0:11.25)	1:08.91 (0:11.20)	0:57.71 (0:11.89)	0:45.82 (0:12.03)	0:33.79 (0:11.47)	0:22.32 (0:11.03)	0:33.79				
Rank	TAB Horse/Jockey	Barrier	Top Speed [km/h]	Fastest Section					Distance Travelled [m]			
11	11 BANDIT Angela Jones	7	66.4 400m	0:11.12 400m	1:21.23 [11] (0:11.94)	1:09.29 [11] (0:11.70)	0:57.59 [11] (0:11.84)	0:45.75 [12] (0:11.84)	0:33.91 [11] (0:11.52)	0:22.39 [12] (0:11.12)	0:33.91	+6
12	3 DWINDLING SPIRIT Ryan Curatolo	3	65.3 400m	0:11.26 400m	1:21.36 [12] (0:11.55)	1:09.81 [5] (0:11.47)	0:58.34 [6] (0:11.84)	0:46.50 [7] (0:12.08)	0:34.42 [8] (0:11.46)	0:22.96 [8] (0:11.26)	0:34.42	+3

[] Ranking at each section and finish
 -:-:-:- No data available at this section
 NA No data available

SCN Saddle cloth number
 DNF Did not finish
 DNT Did not track

Track Rating: Good 4, Weather: Fine, Rail Position: True

Section				200m				Last 600m	
Field Times				0:11.29 (0:11.29)				0:33.79	
Rank	TAB	Horse/Jockey	Barrier	Top Speed [km/h]	Fastest Section	Margin			Distance Travelled [m]
1	10	FIELD OF MYRTLE Andrew Mallyon	1	66.2 400m	0:10.92 400m	0:11.21 [2] (0:11.21)	1:20.16		0:33.59
2	4	GREAT ASPIRATIONS Ryan Maloney	8	65.7 400m	0:11.03 400m	0:11.31 [1] (0:11.31)	0.11L		0:33.81 +0
3	8	ALL'S FAIR Boris Thornton	10	65.5 1200m	0:11.18 400m	0:11.57 [3] (0:11.57)	2.82L		0:34.21 +4
4	12	POUTCHEK Cejay Graham	6	65.5 400m	0:11.03 400m	0:11.30 [6] (0:11.30)	3.43L		0:33.62 +0
5	9	HURACANEVO Michael Rodd	2	65.9 400m	0:11.20 400m	0:11.52 [5] (0:11.52)	4.48L		0:34.11 +2
6	6	REBEL'S EDGE Cody Collis	11	65.7 400m	0:11.09 400m	0:11.24 [10] (0:11.24)	4.66L		0:33.85 +4
7	5	TWYFORD Justin Huxtable	12	65.5 1200m	0:11.17 1200m	0:11.59 [4] (0:11.59)	4.68L		0:34.35 +6
8	7	SELLING SUNSET Emily Lang	9	66.2 400m	0:10.91 400m	0:11.27 [11] (0:11.27)	5L		0:33.60 -1
9	1	DISNEY CASTLE James Orman	5	64.8 600m	0:11.34 Overall	0:11.57 [7] (0:11.57)	5.52L		0:34.45 +8
10	2	BADGERS NUTS Adin Thompson	4	65.1 400m	0:11.37 400m	0:11.60 [8] (0:11.60)	6.17L		0:34.51 +9



Ipswich QLD Professional
Race 7: IPSWICH EVENTS AND ENTERTAINMENT CENTRE
BENCHMARK 70 Handicap - 1350m
 29 January 2025 - 17:45



Track Rating: Good 4, Weather: Fine, Rail Position: True

Section				200m				Last 600m		
Field Times				0:11.29 (0:11.29)				0:33.79		
Rank	TAB	Horse/Jockey	Barrier	Top Speed [km/h]	Fastest Section	Margin			Distance Travelled [m]	
11	11	BANDIT	7	66.4	0:11.12	0:11.27 [12]	6.31L		0:33.91	+6
		Angela Jones		400m	400m	(0:11.27)				
12	3	DWINDLING SPIRIT	3	65.3	0:11.26	0:11.70 [9]	7.07L		0:34.42	+3
		Ryan Curatolo		400m	400m	(0:11.70)				

[] Ranking at each section and finish
 -:-:-:- No data available at this section
 NA No data available

SCN Saddle cloth number
 DNF Did not finish
 DNT Did not track



Horse/Jockey Name	Field Of Myrtle
Final Rank	1
Fastest Section Time (Section)	0:10.92 (400m)
Top Speed [km/h] (Section)	66.2 (400m)
Race State	Finished



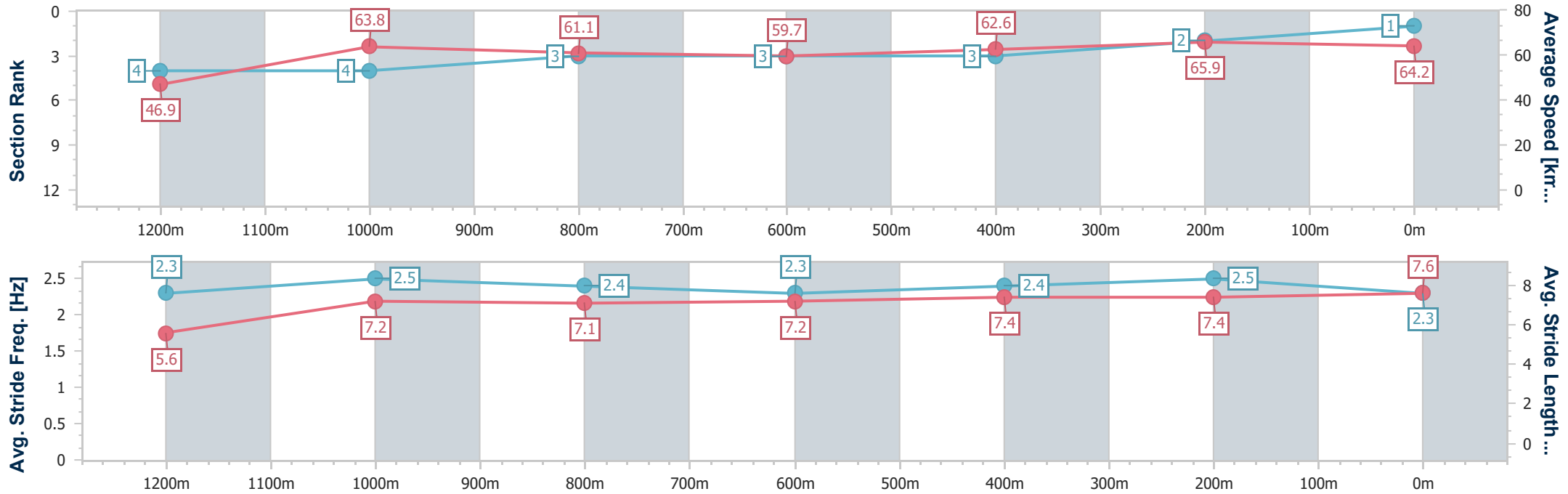
Ipswich QLD Professional
 Race 7: IPSWICH EVENTS AND ENTERTAINMENT CENTRE
 BENCHMARK 70 Handicap - 1350m



29 January 2025 - 17:45

Track Rating: Good 4, Weather: Fine, Rail Position: True

Section	Overall	1200m	1000m	800m	600m	400m	200m
Section Times	1:20.16 [1] (0:11.51)	1:08.65 [4] (0:11.27)	0:57.38 [4] (0:11.79)	0:45.59 [3] (0:12.00)	0:33.59 [3] (0:11.46)	0:22.13 [3] (0:10.92)	0:11.21 [2] (0:11.21)
Average Speed [km/h]	46.9	63.8	61.1	59.7	62.6	65.9	64.2
Top Speed [km/h]	64.9	65.3	63.0	60.5	65.2	66.2	66.2
Avg. Dist. to Rail [m]	0.8	0.4	0.4	0.7	0.6	0.6	0.9
Avg. Stride Freq. [Hz]	2.3	2.5	2.4	2.3	2.4	2.5	2.3
Avg. Stride Length [m]	5.6	7.2	7.1	7.2	7.4	7.4	7.6



- [] Ranking at each section and finish
- .-.- No data available at this section
- NA No data available



Horse/Jockey Name	Great Aspirations
Final Rank	2
Fastest Section Time (Section)	0:11.03 (400m)
Top Speed [km/h] (Section)	65.7 (400m)
Race State	Finished



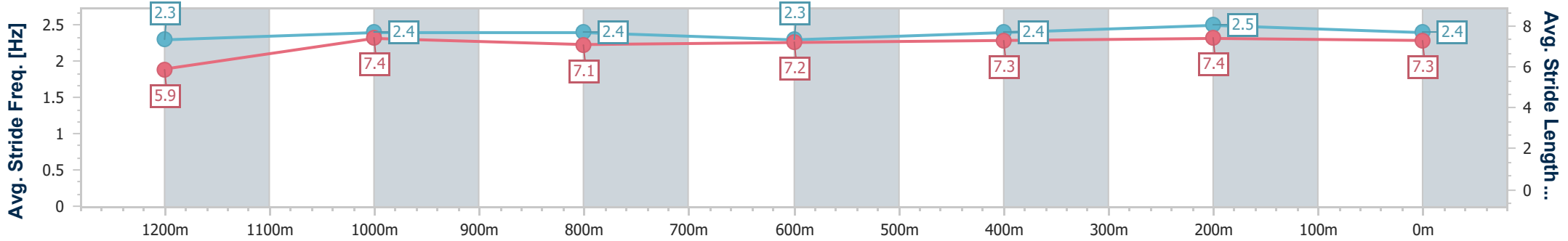
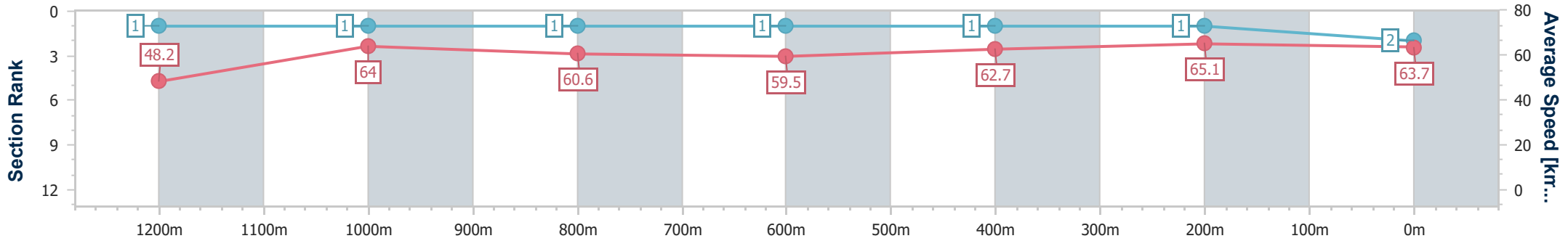
Ipswich QLD Professional
 Race 7: IPSWICH EVENTS AND ENTERTAINMENT CENTRE
 BENCHMARK 70 Handicap - 1350m



29 January 2025 - 17:45

Track Rating: Good 4, Weather: Fine, Rail Position: True

Section	Overall	1200m	1000m	800m	600m	400m	200m
Section Times	1:20.18 [2] (0:11.25)	1:08.93 [1] (0:11.20)	0:57.73 [1] (0:11.89)	0:45.84 [1] (0:12.03)	0:33.81 [1] (0:11.47)	0:22.34 [1] (0:11.03)	0:11.31 [1] (0:11.31)
Average Speed [km/h]	48.2	64.0	60.6	59.5	62.7	65.1	63.7
Top Speed [km/h]	64.6	65.4	63.3	60.4	65.6	65.7	65.1
Avg. Dist. to Rail [m]	6.1	2.4	0.9	0.9	0.5	0.9	0.9
Avg. Stride Freq. [Hz]	2.3	2.4	2.4	2.3	2.4	2.5	2.4
Avg. Stride Length [m]	5.9	7.4	7.1	7.2	7.3	7.4	7.3



- [] Ranking at each section and finish
- .-.- No data available at this section
- NA No data available



Horse/Jockey Name	All's Fair
Final Rank	3
Fastest Section Time (Section)	0:11.18 (400m)
Top Speed [km/h] (Section)	65.5 (1200m)
Race State	Finished



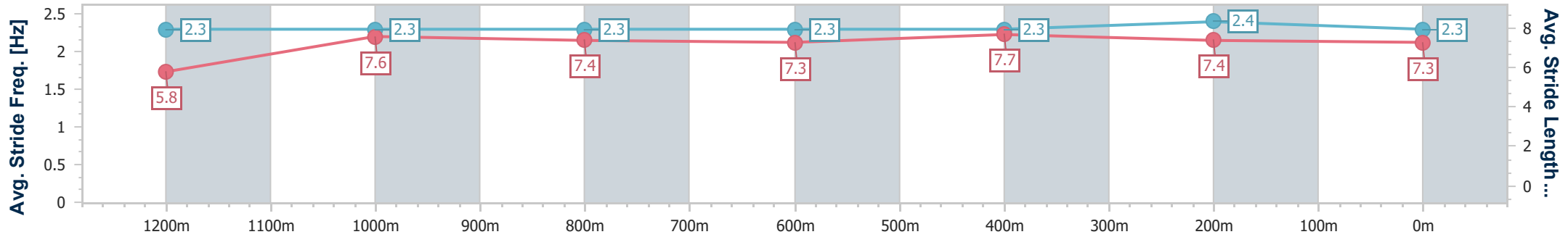
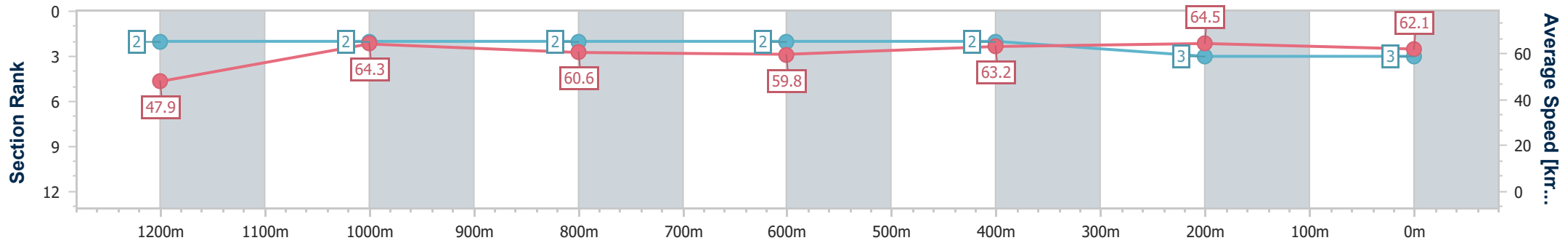
Ipswich QLD Professional
 Race 7: IPSWICH EVENTS AND ENTERTAINMENT CENTRE
 BENCHMARK 70 Handicap - 1350m



29 January 2025 - 17:45

Track Rating: Good 4, Weather: Fine, Rail Position: True

Section	Overall	1200m	1000m	800m	600m	400m	200m
Section Times	1:20.64 [3] (0:11.27)	1:09.37 [2] (0:11.23)	0:58.14 [2] (0:11.87)	0:46.27 [2] (0:12.06)	0:34.21 [2] (0:11.46)	0:22.75 [2] (0:11.18)	0:11.57 [3] (0:11.57)
Average Speed [km/h]	47.9	64.3	60.6	59.8	63.2	64.5	62.1
Top Speed [km/h]	64.6	65.5	62.0	60.8	65.4	65.4	64.5
Avg. Dist. to Rail [m]	7.7	3.3	0.3	0.2	0.9	1.6	1.9
Avg. Stride Freq. [Hz]	2.3	2.3	2.3	2.3	2.3	2.4	2.3
Avg. Stride Length [m]	5.8	7.6	7.4	7.3	7.7	7.4	7.3



- [] Ranking at each section and finish
- .-.- No data available at this section
- NA No data available



Horse/Jockey Name	Poutchek
Final Rank	4
Fastest Section Time (Section)	0:11.03 (400m)
Top Speed [km/h] (Section)	65.5 (400m)
Race State	Finished



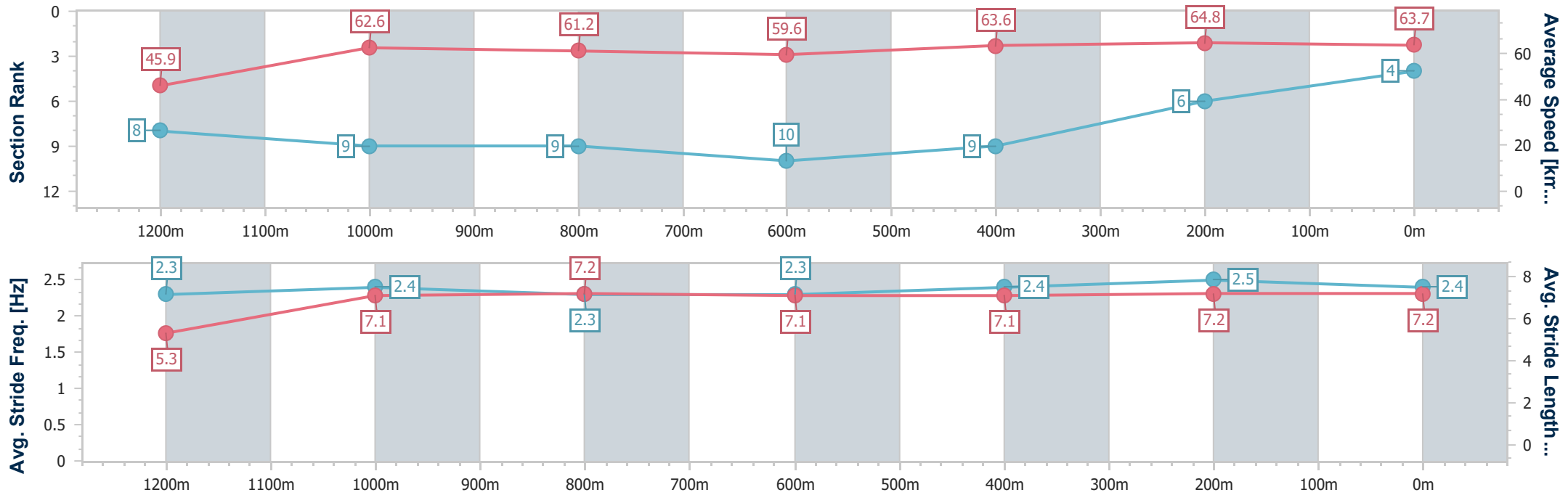
Ipswich QLD Professional
 Race 7: IPSWICH EVENTS AND ENTERTAINMENT CENTRE
 BENCHMARK 70 Handicap - 1350m



29 January 2025 - 17:45

Track Rating: Good 4, Weather: Fine, Rail Position: True

Section	Overall	1200m	1000m	800m	600m	400m	200m
Section Times	1:20.74 [4] (0:11.77)	1:08.97 [8] (0:11.50)	0:57.47 [9] (0:11.76)	0:45.71 [9] (0:12.09)	0:33.62 [10] (0:11.29)	0:22.33 [9] (0:11.03)	0:11.30 [6] (0:11.30)
Average Speed [km/h]	45.9	62.6	61.2	59.6	63.6	64.8	63.7
Top Speed [km/h]	63.8	63.6	62.7	60.9	65.4	65.5	65.1
Avg. Dist. to Rail [m]	4.3	1.1	0.1	0.5	0.6	1.1	0.6
Avg. Stride Freq. [Hz]	2.3	2.4	2.3	2.3	2.4	2.5	2.4
Avg. Stride Length [m]	5.3	7.1	7.2	7.1	7.1	7.2	7.2



- [] Ranking at each section and finish
- .-.- No data available at this section
- NA No data available



Horse/Jockey Name	Huracanevo
Final Rank	5
Fastest Section Time (Section)	0:11.20 (400m)
Top Speed [km/h] (Section)	65.9 (400m)
Race State	Finished



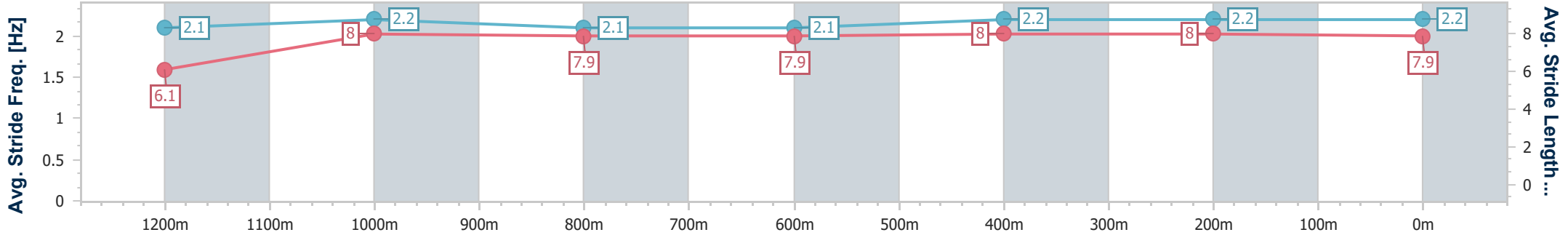
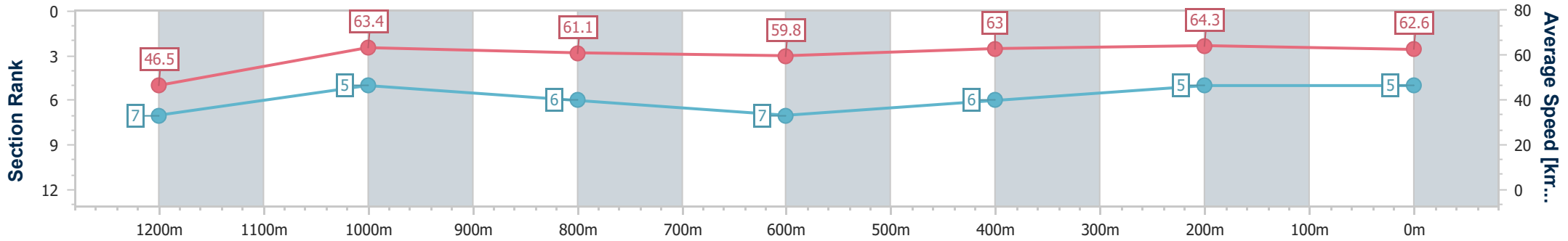
Ipswich QLD Professional
 Race 7: IPSWICH EVENTS AND ENTERTAINMENT CENTRE
 BENCHMARK 70 Handicap - 1350m



29 January 2025 - 17:45

Track Rating: Good 4, Weather: Fine, Rail Position: True

Section	Overall	1200m	1000m	800m	600m	400m	200m
Section Times	1:20.92 [5] (0:11.63)	1:09.29 [7] (0:11.39)	0:57.90 [5] (0:11.79)	0:46.11 [6] (0:12.00)	0:34.11 [7] (0:11.39)	0:22.72 [6] (0:11.20)	0:11.52 [5] (0:11.52)
Average Speed [km/h]	46.5	63.4	61.1	59.8	63.0	64.3	62.6
Top Speed [km/h]	64.1	64.2	62.9	60.6	64.5	65.9	64.2
Avg. Dist. to Rail [m]	3.1	1.5	0.4	0.9	0.3	0.5	0.9
Avg. Stride Freq. [Hz]	2.1	2.2	2.1	2.1	2.2	2.2	2.2
Avg. Stride Length [m]	6.1	8.0	7.9	7.9	8.0	8.0	7.9



- [] Ranking at each section and finish
- .-.- No data available at this section
- NA No data available



Horse/Jockey Name	Rebel's Edge
Final Rank	6
Fastest Section Time (Section)	0:11.09 (400m)
Top Speed [km/h] (Section)	65.7 (400m)
Race State	Finished



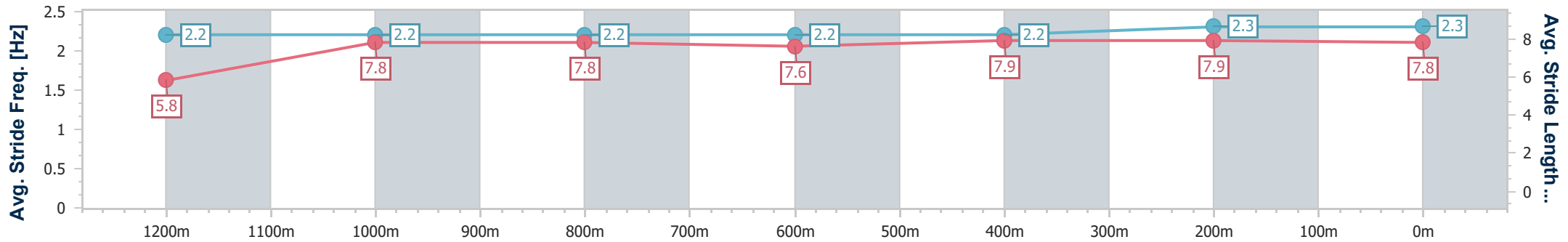
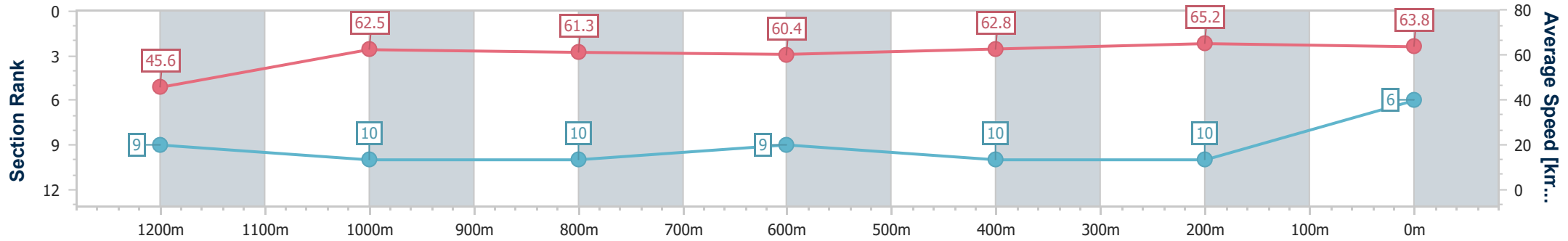
Ipswich QLD Professional
 Race 7: IPSWICH EVENTS AND ENTERTAINMENT CENTRE
 BENCHMARK 70 Handicap - 1350m



29 January 2025 - 17:45

Track Rating: Good 4, Weather: Fine, Rail Position: True

Section	Overall	1200m	1000m	800m	600m	400m	200m
Section Times	1:20.95 [6] (0:11.89)	1:09.06 [9] (0:11.54)	0:57.52 [10] (0:11.79)	0:45.73 [10] (0:11.88)	0:33.85 [9] (0:11.52)	0:22.33 [10] (0:11.09)	0:11.24 [10] (0:11.24)
Average Speed [km/h]	45.6	62.5	61.3	60.4	62.8	65.2	63.8
Top Speed [km/h]	62.8	63.5	61.5	61.3	64.9	65.7	65.0
Avg. Dist. to Rail [m]	8.4	2.6	0.9	0.4	0.7	1.7	3.1
Avg. Stride Freq. [Hz]	2.2	2.2	2.2	2.2	2.2	2.3	2.3
Avg. Stride Length [m]	5.8	7.8	7.8	7.6	7.9	7.9	7.8



- [] Ranking at each section and finish
- .-.- No data available at this section
- NA No data available



Horse/Jockey Name	Twyford
Final Rank	7
Fastest Section Time (Section)	0:11.17 (1200m)
Top Speed [km/h] (Section)	65.5 (1200m)
Race State	Finished



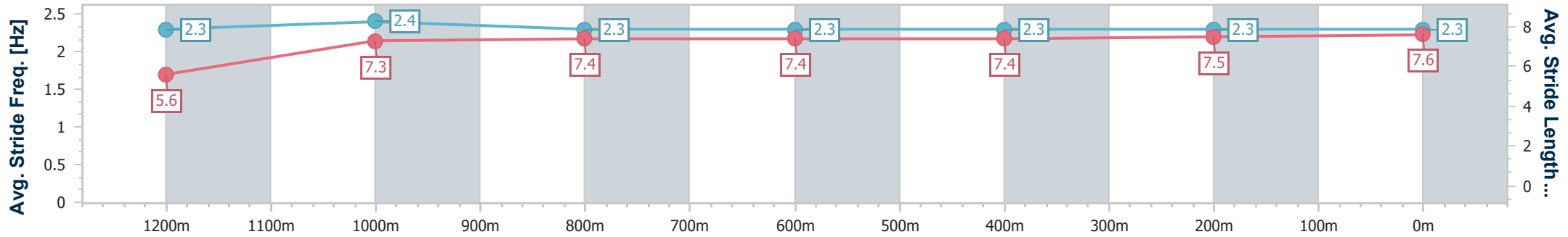
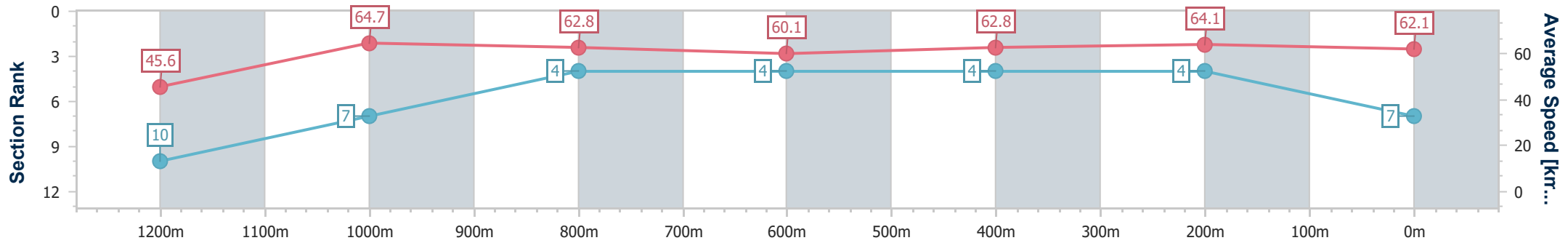
Ipswich QLD Professional
 Race 7: IPSWICH EVENTS AND ENTERTAINMENT CENTRE
 BENCHMARK 70 Handicap - 1350m



29 January 2025 - 17:45

Track Rating: Good 4, Weather: Fine, Rail Position: True

Section	Overall	1200m	1000m	800m	600m	400m	200m
Section Times	1:20.96 [7] (0:11.89)	1:09.07 [10] (0:11.17)	0:57.90 [7] (0:11.52)	0:46.38 [4] (0:12.03)	0:34.35 [4] (0:11.48)	0:22.87 [4] (0:11.28)	0:11.59 [4] (0:11.59)
Average Speed [km/h]	45.6	64.7	62.8	60.1	62.8	64.1	62.1
Top Speed [km/h]	65.0	65.5	64.4	61.0	64.8	65.1	63.1
Avg. Dist. to Rail [m]	9.7	4.2	1.9	0.9	0.6	2.0	3.2
Avg. Stride Freq. [Hz]	2.3	2.4	2.3	2.3	2.3	2.3	2.3
Avg. Stride Length [m]	5.6	7.3	7.4	7.4	7.4	7.5	7.6



- [] Ranking at each section and finish
- .-.- No data available at this section
- NA No data available



Horse/Jockey Name	Selling Sunset
Final Rank	8
Fastest Section Time (Section)	0:10.91 (400m)
Top Speed [km/h] (Section)	66.2 (400m)
Race State	Finished



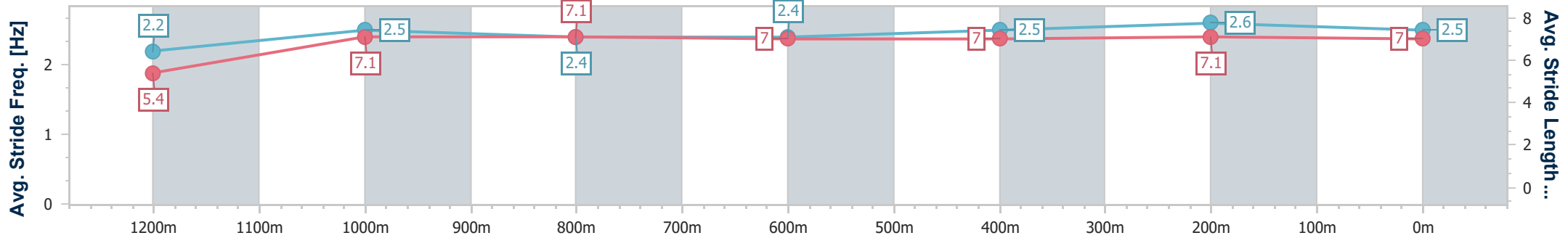
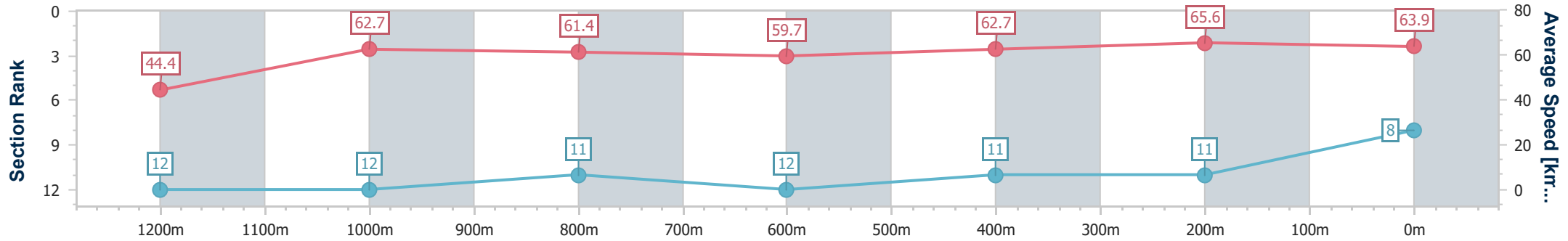
Ipswich QLD Professional
 Race 7: IPSWICH EVENTS AND ENTERTAINMENT CENTRE
 BENCHMARK 70 Handicap - 1350m



29 January 2025 - 17:45

Track Rating: Good 4, Weather: Fine, Rail Position: True

Section	Overall	1200m	1000m	800m	600m	400m	200m
Section Times	1:21.01 [8] (0:12.17)	1:08.84 [12] (0:11.47)	0:57.37 [12] (0:11.77)	0:45.60 [11] (0:12.00)	0:33.60 [12] (0:11.42)	0:22.18 [11] (0:10.91)	0:11.27 [11] (0:11.27)
Average Speed [km/h]	44.4	62.7	61.4	59.7	62.7	65.6	63.9
Top Speed [km/h]	63.5	63.6	62.4	60.9	64.9	66.2	65.4
Avg. Dist. to Rail [m]	5.5	0.6	0.3	1.0	1.3	0.6	0.4
Avg. Stride Freq. [Hz]	2.2	2.5	2.4	2.4	2.5	2.6	2.5
Avg. Stride Length [m]	5.4	7.1	7.1	7.0	7.0	7.1	7.0



- [] Ranking at each section and finish
- .-.- No data available at this section
- NA No data available



Horse/Jockey Name	Disney Castle
Final Rank	9
Fastest Section Time (Section)	0:11.34 (Overall)
Top Speed [km/h] (Section)	64.8 (600m)
Race State	Finished



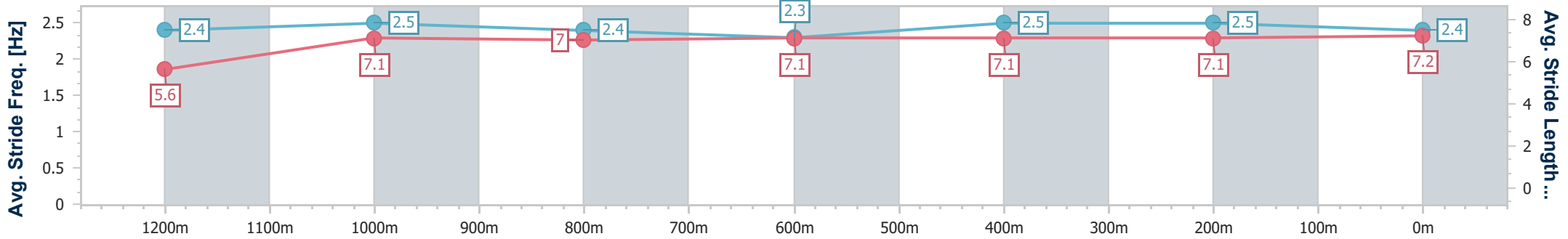
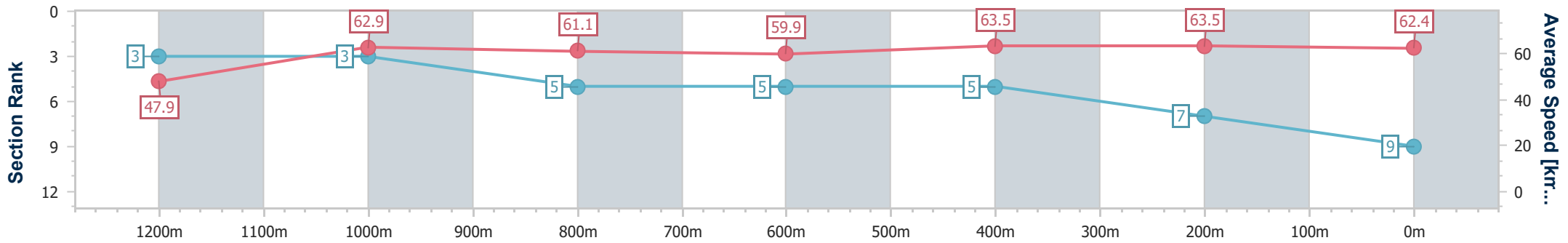
Ipswich QLD Professional
 Race 7: IPSWICH EVENTS AND ENTERTAINMENT CENTRE
 BENCHMARK 70 Handicap - 1350m



29 January 2025 - 17:45

Track Rating: Good 4, Weather: Fine, Rail Position: True

Section	Overall	1200m	1000m	800m	600m	400m	200m
Section Times	1:21.10 [9] (0:11.34)	1:09.76 [3] (0:11.43)	0:58.33 [3] (0:11.83)	0:46.50 [5] (0:12.05)	0:34.45 [5] (0:11.45)	0:23.00 [5] (0:11.43)	0:11.57 [7] (0:11.57)
Average Speed [km/h]	47.9	62.9	61.1	59.9	63.5	63.5	62.4
Top Speed [km/h]	64.2	64.5	63.2	61.6	64.8	64.7	64.7
Avg. Dist. to Rail [m]	4.5	2.1	0.8	0.8	2.6	3.0	4.4
Avg. Stride Freq. [Hz]	2.4	2.5	2.4	2.3	2.5	2.5	2.4
Avg. Stride Length [m]	5.6	7.1	7.0	7.1	7.1	7.1	7.2



- [] Ranking at each section and finish
- .-.- No data available at this section
- NA No data available



Horse/Jockey Name	Badgers Nuts
Final Rank	10
Fastest Section Time (Section)	0:11.37 (400m)
Top Speed [km/h] (Section)	65.1 (400m)
Race State	Finished



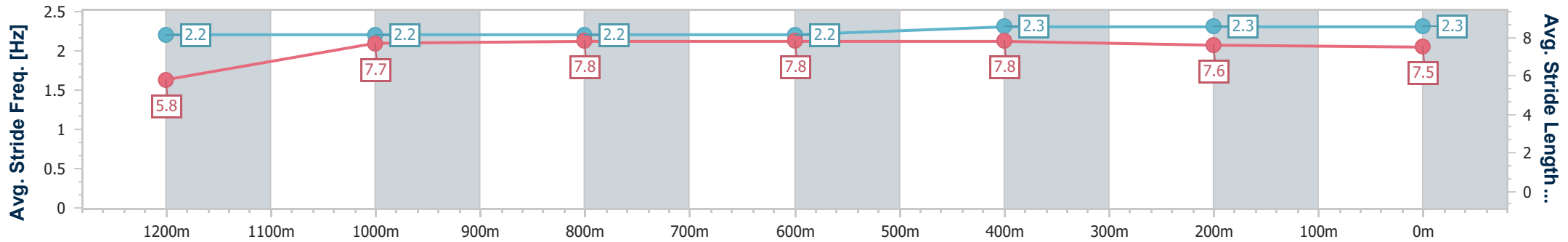
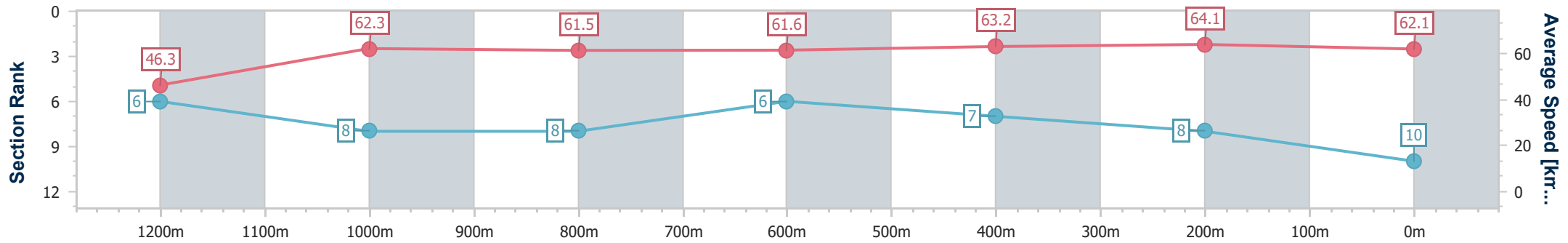
Ipswich QLD Professional
 Race 7: IPSWICH EVENTS AND ENTERTAINMENT CENTRE
 BENCHMARK 70 Handicap - 1350m



29 January 2025 - 17:45

Track Rating: Good 4, Weather: Fine, Rail Position: True

Section	Overall	1200m	1000m	800m	600m	400m	200m
Section Times	1:21.21 [10] (0:11.62)	1:09.59 [6] (0:11.56)	0:58.03 [8] (0:11.74)	0:46.29 [8] (0:11.78)	0:34.51 [6] (0:11.54)	0:22.97 [7] (0:11.37)	0:11.60 [8] (0:11.60)
Average Speed [km/h]	46.3	62.3	61.5	61.6	63.2	64.1	62.1
Top Speed [km/h]	61.0	63.9	61.9	62.6	63.8	65.1	63.8
Avg. Dist. to Rail [m]	3.5	1.8	1.0	1.7	3.1	3.7	5.5
Avg. Stride Freq. [Hz]	2.2	2.2	2.2	2.2	2.3	2.3	2.3
Avg. Stride Length [m]	5.8	7.7	7.8	7.8	7.8	7.6	7.5



- [] Ranking at each section and finish
- .-.- No data available at this section
- NA No data available



Horse/Jockey Name	Bandit
Final Rank	11
Fastest Section Time (Section)	0:11.12 (400m)
Top Speed [km/h] (Section)	66.4 (400m)
Race State	Finished



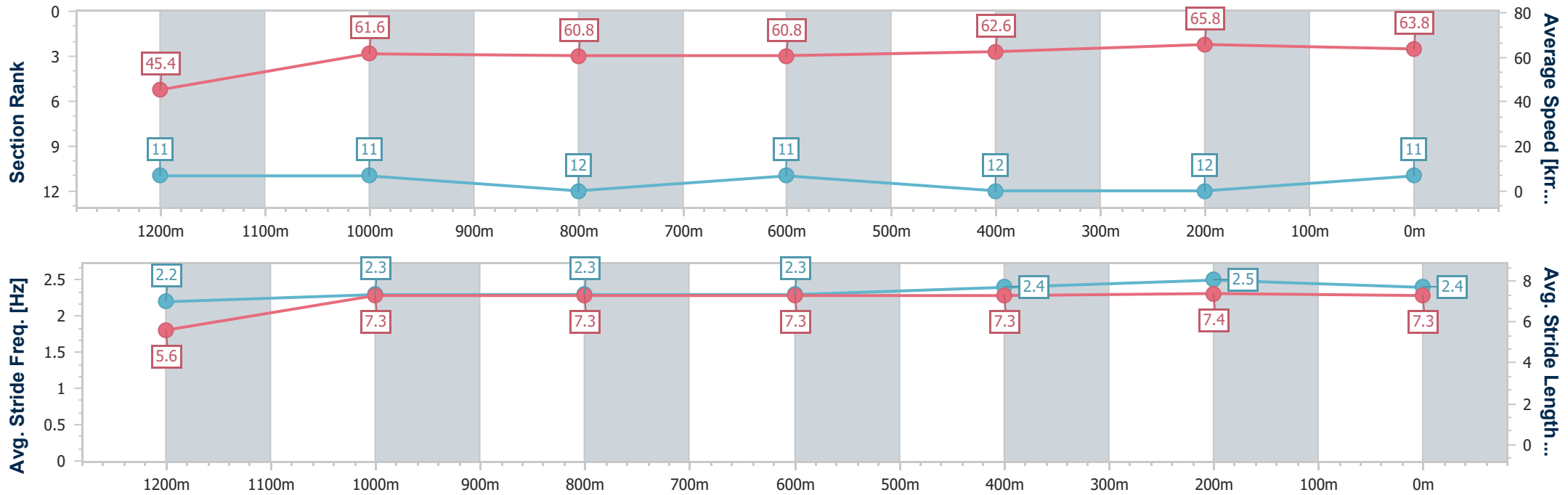
Ipswich QLD Professional
 Race 7: IPSWICH EVENTS AND ENTERTAINMENT CENTRE
 BENCHMARK 70 Handicap - 1350m



29 January 2025 - 17:45

Track Rating: Good 4, Weather: Fine, Rail Position: True

Section	Overall	1200m	1000m	800m	600m	400m	200m
Section Times	1:21.23 [11] (0:11.94)	1:09.29 [11] (0:11.70)	0:57.59 [11] (0:11.84)	0:45.75 [12] (0:11.84)	0:33.91 [11] (0:11.52)	0:22.39 [12] (0:11.12)	0:11.27 [12] (0:11.27)
Average Speed [km/h]	45.4	61.6	60.8	60.8	62.6	65.8	63.8
Top Speed [km/h]	61.0	62.7	61.4	62.2	64.6	66.4	65.9
Avg. Dist. to Rail [m]	4.4	1.2	0.5	0.2	0.8	4.0	6.8
Avg. Stride Freq. [Hz]	2.2	2.3	2.3	2.3	2.4	2.5	2.4
Avg. Stride Length [m]	5.6	7.3	7.3	7.3	7.3	7.4	7.3



- [] Ranking at each section and finish
- .-.- No data available at this section
- NA No data available



Horse/Jockey Name	Dwindling Spirit
Final Rank	12
Fastest Section Time (Section)	0:11.26 (400m)
Top Speed [km/h] (Section)	65.3 (400m)
Race State	Finished



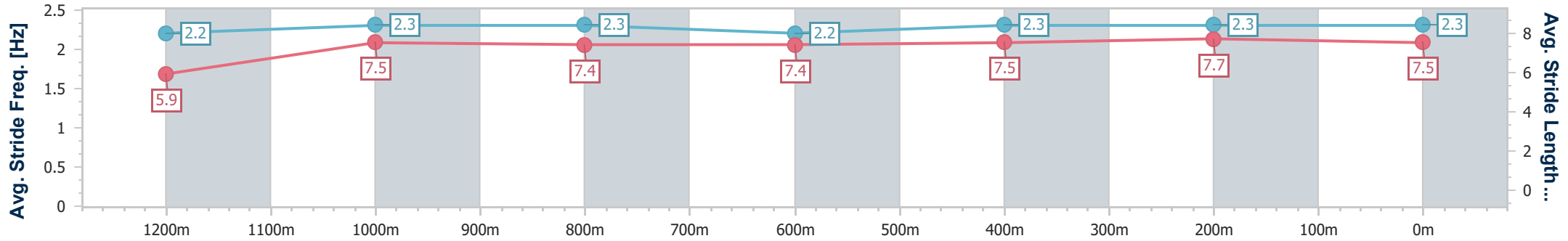
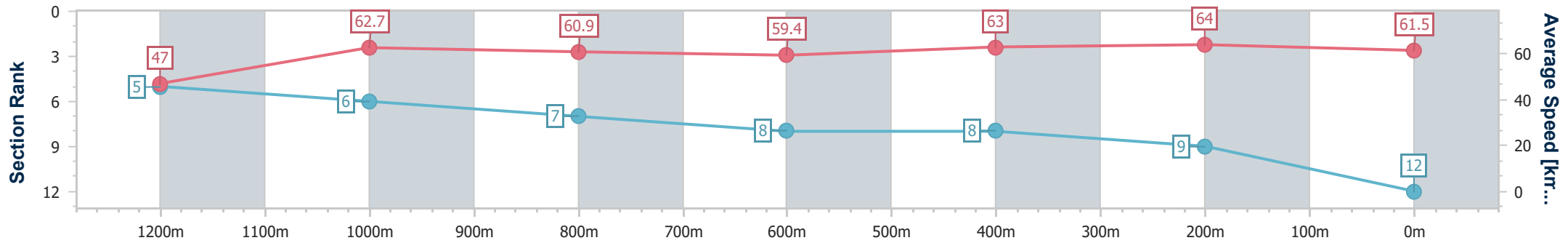
Ipswich QLD Professional
 Race 7: IPSWICH EVENTS AND ENTERTAINMENT CENTRE
 BENCHMARK 70 Handicap - 1350m



29 January 2025 - 17:45

Track Rating: Good 4, Weather: Fine, Rail Position: True

Section	Overall	1200m	1000m	800m	600m	400m	200m
Section Times	1:21.36 [12] (0:11.55)	1:09.81 [5] (0:11.47)	0:58.34 [6] (0:11.84)	0:46.50 [7] (0:12.08)	0:34.42 [8] (0:11.46)	0:22.96 [8] (0:11.26)	0:11.70 [9] (0:11.70)
Average Speed [km/h]	47.0	62.7	60.9	59.4	63.0	64.0	61.5
Top Speed [km/h]	63.2	63.8	62.2	61.1	64.9	65.3	63.5
Avg. Dist. to Rail [m]	2.2	1.6	0.2	0.2	0.7	1.0	1.8
Avg. Stride Freq. [Hz]	2.2	2.3	2.3	2.2	2.3	2.3	2.3
Avg. Stride Length [m]	5.9	7.5	7.4	7.4	7.5	7.7	7.5



- [] Ranking at each section and finish
- .-.- No data available at this section
- NA No data available