



Rockhampton QLD Professional

Race 1: TAB QTIS Two-Year-Old Handicap - 1100m

30 January 2025 - 13:06



Track Rating: Soft 5, Weather: Overcast, Rail Position: +0.5m Entire

Section		Overall	1000m	800m	600m	400m	200m	Last 600m					
Field Times		1:04.17 (0:07.34)	0:56.83 (0:10.90)	0:45.93 (0:11.39)	0:34.54 (0:11.12)	0:23.42 (0:11.26)	0:12.16 (0:12.16)	0:34.54					
Rank	TAB Horse/Jockey	Barrier	Top Speed [km/h]	Fastest Section	Margin							Distance Travelled [m]	
1	3 SARAQAEL Warwick Satherley	1	68.0 1000m	0:07.34 Overall	1:04.17 [1] (0:07.34)	0:56.83 [1] (0:10.90)	0:45.93 [1] (0:11.39)	0:34.54 [1] (0:11.12)	0:23.42 [1] (0:11.26)	0:12.16 [1] (0:12.16)	1:04.17	0:34.54	
2	1 HONOURBEFORE GLORY Justin Stanley	3	68.5 1000m	0:07.48 Overall	1:04.53 [2] (0:07.48)	0:57.05 [3] (0:11.03)	0:46.02 [3] (0:11.36)	0:34.66 [3] (0:11.06)	0:23.60 [3] (0:11.21)	0:12.39 [2] (0:12.39)	2.08L	0:34.66	+4
3	5 OUR EAGLE ROCK Nikki Olzard	2	68.1 1000m	0:07.47 Overall	1:04.71 [3] (0:07.47)	0:57.24 [2] (0:10.84)	0:46.40 [2] (0:11.46)	0:34.94 [2] (0:11.06)	0:23.88 [2] (0:11.37)	0:12.51 [3] (0:12.51)	3.19L	0:34.94	+7
4	7 LUNA READY Jackson Murphy	4	66.1 1000m	0:07.68 Overall	1:05.51 [4] (0:07.68)	0:57.83 [4] (0:11.15)	0:46.68 [4] (0:11.43)	0:35.25 [4] (0:11.39)	0:23.86 [4] (0:11.50)	0:12.36 [4] (0:12.36)	7.84L	0:35.25	+0

Scratched: Old Gold (#2), Union Delegate (#6), Wanted Hillbilly (#4)

[] Ranking at each section and finish
 -:-:-:- No data available at this section
 NA No data available

SCN Saddle cloth number
 DNF Did not finish
 DNT Did not track



Horse/Jockey Name	Saraqael
Final Rank	1
Fastest Section Time (Section)	0:07.34 (Overall)
Top Speed [km/h] (Section)	68.0 (1000m)
Race State	Finished



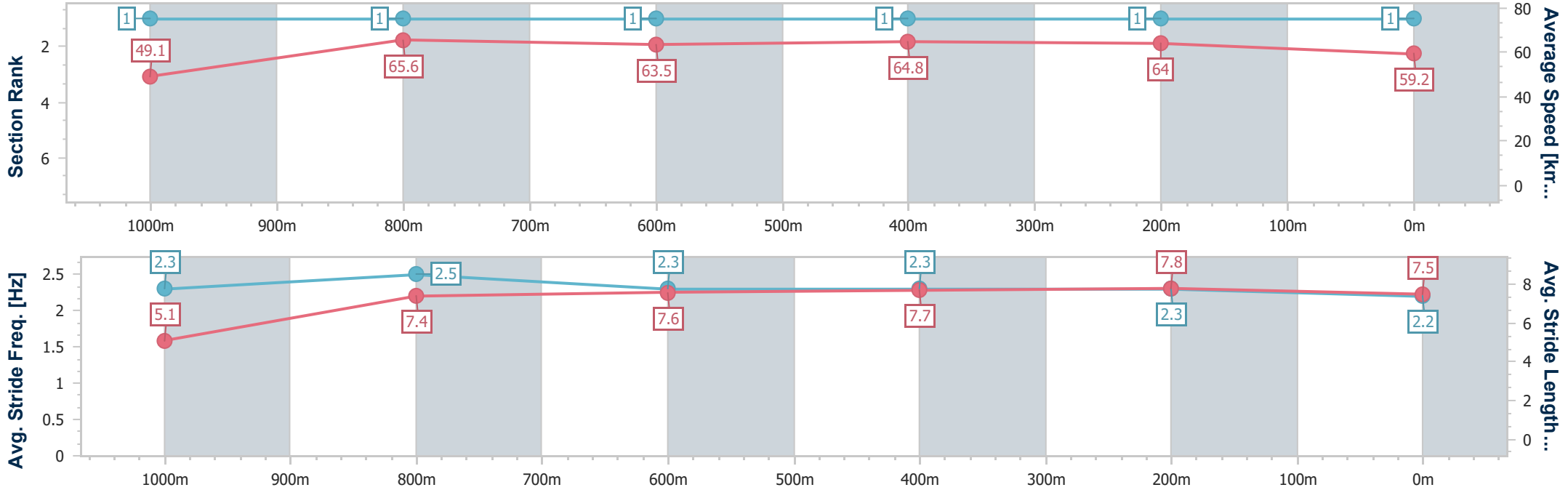
Rockhampton QLD Professional
Race 1: TAB QTIS Two-Year-Old Handicap - 1100m

30 January 2025 - 13:06



Track Rating: Soft 5, Weather: Overcast, Rail Position: +0.5m Entire

Section	Overall	1000m	800m	600m	400m	200m
Section Times	1:04.17 [1] (0:07.34)	0:56.83 [1] (0:10.90)	0:45.93 [1] (0:11.39)	0:34.54 [1] (0:11.12)	0:23.42 [1] (0:11.26)	0:12.16 [1] (0:12.16)
Average Speed [km/h]	49.1	65.6	63.5	64.8	64.0	59.2
Top Speed [km/h]	66.1	68.0	65.6	66.4	65.1	62.1
Avg. Dist. to Rail [m]	5.1	1.1	1.1	1.9	1.9	2.2
Avg. Stride Freq. [Hz]	2.3	2.5	2.3	2.3	2.3	2.2
Avg. Stride Length [m]	5.1	7.4	7.6	7.7	7.8	7.5



- [] Ranking at each section and finish
- .-.- No data available at this section
- NA No data available



Horse/Jockey Name	Honourbefore Glory
Final Rank	2
Fastest Section Time (Section)	0:07.48 (Overall)
Top Speed [km/h] (Section)	68.5 (1000m)
Race State	Finished



Rockhampton QLD Professional

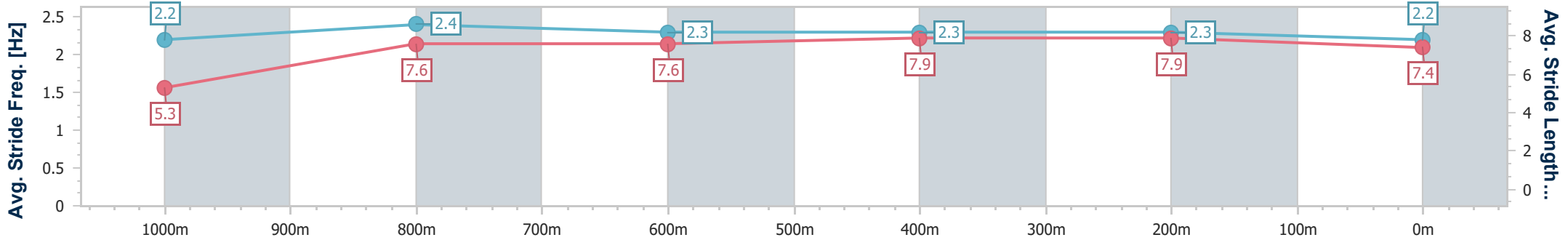
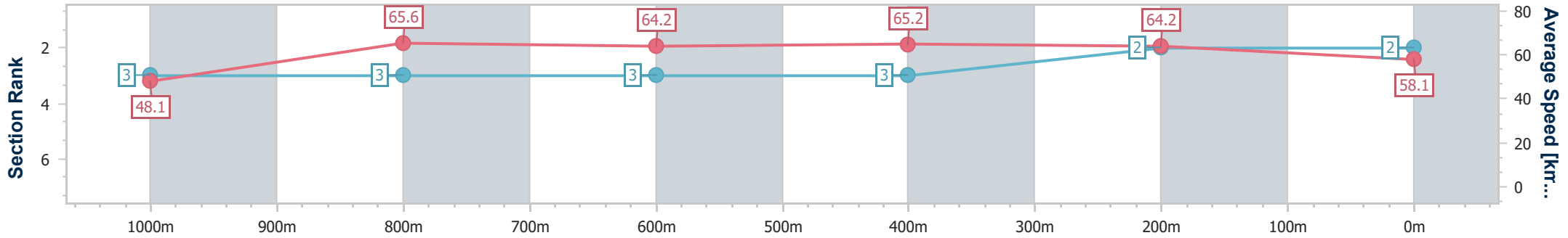
Race 1: TAB QTIS Two-Year-Old Handicap - 1100m

30 January 2025 - 13:06

Track Rating: Soft 5, Weather: Overcast, Rail Position: +0.5m Entire



Section	Overall	1000m	800m	600m	400m	200m
Section Times	1:04.53 [2] (0:07.48)	0:57.05 [3] (0:11.03)	0:46.02 [3] (0:11.36)	0:34.66 [3] (0:11.06)	0:23.60 [3] (0:11.21)	0:12.39 [2] (0:12.39)
Average Speed [km/h]	48.1	65.6	64.2	65.2	64.2	58.1
Top Speed [km/h]	64.1	68.5	65.9	67.2	66.8	61.4
Avg. Dist. to Rail [m]	7.2	1.2	1.7	4.1	4.4	5.2
Avg. Stride Freq. [Hz]	2.2	2.4	2.3	2.3	2.3	2.2
Avg. Stride Length [m]	5.3	7.6	7.6	7.9	7.9	7.4



- [] Ranking at each section and finish
- .-.- No data available at this section
- NA No data available



Horse/Jockey Name	Our Eagle Rock
Final Rank	3
Fastest Section Time (Section)	0:07.47 (Overall)
Top Speed [km/h] (Section)	68.1 (1000m)
Race State	Finished



Rockhampton QLD Professional

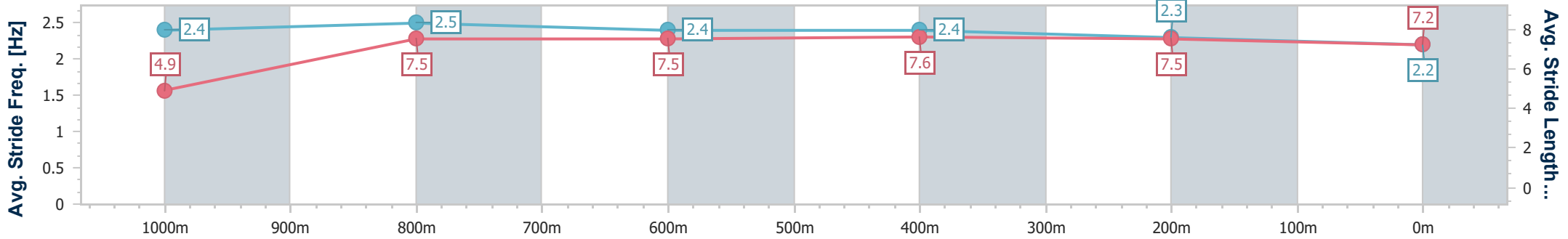
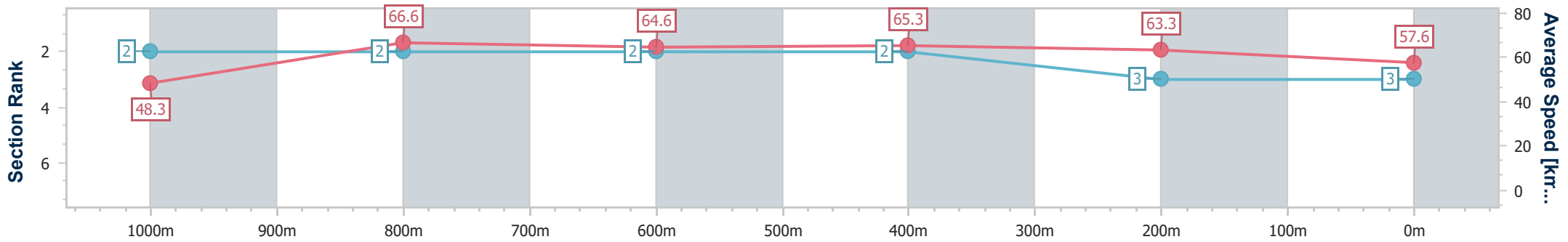
Race 1: TAB QTIS Two-Year-Old Handicap - 1100m

30 January 2025 - 13:06

Track Rating: Soft 5, Weather: Overcast, Rail Position: +0.5m Entire



Section	Overall	1000m	800m	600m	400m	200m
Section Times	1:04.71 [3] (0:07.47)	0:57.24 [2] (0:10.84)	0:46.40 [2] (0:11.46)	0:34.94 [2] (0:11.06)	0:23.88 [2] (0:11.37)	0:12.51 [3] (0:12.51)
Average Speed [km/h]	48.3	66.6	64.6	65.3	63.3	57.6
Top Speed [km/h]	64.5	68.1	66.2	66.3	65.3	61.3
Avg. Dist. to Rail [m]	6.3	0.9	3.6	4.4	4.0	3.1
Avg. Stride Freq. [Hz]	2.4	2.5	2.4	2.4	2.3	2.2
Avg. Stride Length [m]	4.9	7.5	7.5	7.6	7.5	7.2



- [] Ranking at each section and finish
- .-.- No data available at this section
- NA No data available



Horse/Jockey Name	Luna Ready
Final Rank	4
Fastest Section Time (Section)	0:07.68 (Overall)
Top Speed [km/h] (Section)	66.1 (1000m)
Race State	Finished



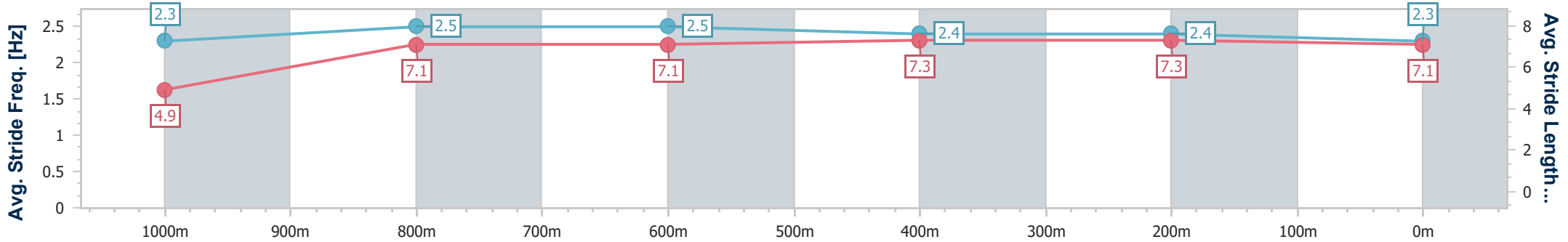
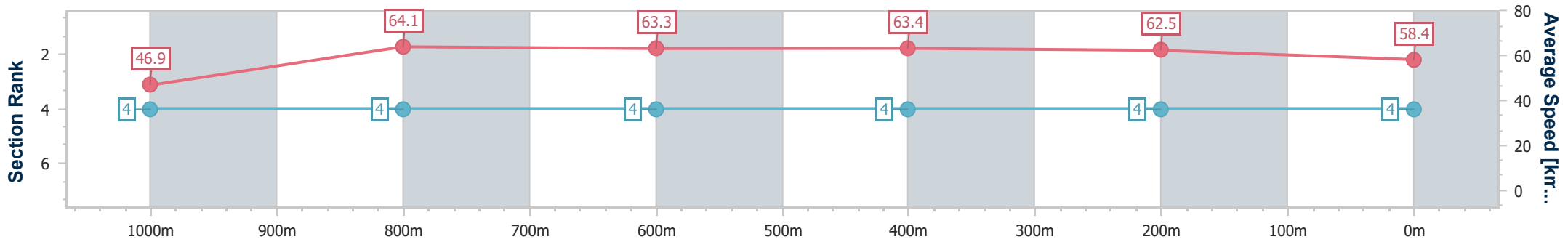
Rockhampton QLD Professional
Race 1: TAB QTIS Two-Year-Old Handicap - 1100m

30 January 2025 - 13:06



Track Rating: Soft 5, Weather: Overcast, Rail Position: +0.5m Entire

Section	Overall	1000m	800m	600m	400m	200m
Section Times	1:05.51 [4] (0:07.68)	0:57.83 [4] (0:11.15)	0:46.68 [4] (0:11.43)	0:35.25 [4] (0:11.39)	0:23.86 [4] (0:11.50)	0:12.36 [4] (0:12.36)
Average Speed [km/h]	46.9	64.1	63.3	63.4	62.5	58.4
Top Speed [km/h]	61.6	66.1	65.2	64.9	65.0	60.9
Avg. Dist. to Rail [m]	9.0	1.8	1.3	2.9	4.0	3.6
Avg. Stride Freq. [Hz]	2.3	2.5	2.5	2.4	2.4	2.3
Avg. Stride Length [m]	4.9	7.1	7.1	7.3	7.3	7.1



- [] Ranking at each section and finish
- .-.- No data available at this section
- NA No data available