

Track Rating: Synthetic, Weather: Fine, Rail Position: +0m Entire

Section														
Field Times														
	Overall	1400m	1200m	1000m	800m	600m	400m	Last 600m						
	1:36.02 (0:10.41)	1:25.61 (0:11.58)	1:14.03 (0:11.86)	1:02.17 (0:12.20)	0:49.97 (0:11.88)	0:38.09 (0:11.91)	0:26.18 (0:13.07)	0:38.09						
Rank	TAB	Horse/Jockey	Barrier	Top Speed [km/h]	Fastest Section									Distance Travelled [m]
1	11	LIP SMACKER Courtney Bellamy	3	64.0 1400m	0:10.83 Overall	1:36.02 [1] (0:10.83)	1:25.19 [6] (0:11.60)	1:13.59 [4] (0:11.99)	1:01.60 [5] (0:12.28)	0:49.32 [4] (0:11.91)	0:37.41 [4] (0:11.75)	0:25.66 [4] (0:12.55)	0:37.41	
2	8	SUPER SWEET Rikki Jamieson	5	63.7 1400m	0:10.79 Overall	1:36.51 [2] (0:10.79)	1:25.72 [5] (0:11.71)	1:14.01 [5] (0:11.98)	1:02.03 [6] (0:12.50)	0:49.53 [6] (0:12.08)	0:37.45 [6] (0:11.93)	0:25.52 [6] (0:12.52)	0:37.45	+7
3	1	FLYING ASTERN Elione Chaves	2	64.4 1400m	0:10.60 Overall	1:36.76 [3] (0:10.60)	1:26.16 [2] (0:11.54)	1:14.62 [2] (0:11.87)	1:02.75 [2] (0:12.31)	0:50.44 [3] (0:12.03)	0:38.41 [3] (0:11.81)	0:26.60 [3] (0:12.83)	0:38.41	+5
4	9	TANGO SPIRIT Adin Thompson	9	64.4 1400m	0:10.86 Overall	1:36.90 [4] (0:10.86)	1:26.04 [8] (0:11.67)	1:14.37 [6] (0:11.83)	1:02.54 [4] (0:12.47)	0:50.07 [5] (0:12.06)	0:38.01 [5] (0:11.98)	0:26.03 [5] (0:12.65)	0:38.01	+2
5	4	MAKEMINEMILO Jace McMurray	6	64.1 1400m	0:10.64 Overall	1:37.08 [5] (0:10.64)	1:26.44 [3] (0:11.64)	1:14.80 [3] (0:11.78)	1:03.02 [3] (0:12.23)	0:50.79 [2] (0:11.93)	0:38.86 [2] (0:11.91)	0:26.95 [2] (0:13.06)	0:38.86	+5
6	3	ISLE OF BUTE Anthony Allen	10	66.3 Overall	0:10.41 Overall	1:37.42 [6] (0:10.41)	1:27.01 [1] (0:11.58)	1:15.43 [1] (0:11.86)	1:03.57 [1] (0:12.20)	0:51.37 [1] (0:11.88)	0:39.49 [1] (0:11.91)	0:27.58 [1] (0:13.11)	0:39.49	-1
7	7	HONFLEUR Luke Rolls	8	63.6 1400m	0:10.85 Overall	1:37.53 [7] (0:10.85)	1:26.68 [7] (0:11.82)	1:14.86 [7] (0:11.99)	1:02.87 [7] (0:12.34)	0:50.53 [7] (0:12.06)	0:38.47 [7] (0:12.17)	0:26.30 [7] (0:12.81)	0:38.47	+6
8	10	THUNDER SHANGHAI Corey Sutherland	7	62.6 1400m	0:10.75 Overall	1:37.86 [8] (0:10.75)	1:27.11 [4] (0:11.97)	1:15.14 [8] (0:12.12)	1:03.02 [8] (0:12.48)	0:50.54 [8] (0:12.46)	0:38.08 [8] (0:12.15)	0:25.93 [8] (0:12.79)	0:38.08	+4
9	2	CLEAN SHAVEN Scott Sheargold	1	63.5 1200m	0:11.65 Overall	1:39.87 [9] (0:11.65)	1:28.22 [10] (0:11.85)	1:16.37 [9] (0:11.66)	1:04.71 [9] (0:12.27)	0:52.44 [9] (0:12.59)	0:39.85 [9] (0:12.83)	0:27.02 [9] (0:13.24)	0:39.85	+1
10	6	WOD Jason Taylor	4	62.6 1400m	0:11.62 Overall	1:45.08 [10] (0:11.62)	1:33.46 [9] (0:12.09)	1:21.37 [10] (0:11.71)	1:09.66 [10] (0:12.32)	0:57.34 [10] (0:12.73)	0:44.61 [10] (0:13.38)	0:31.23 [10] (0:14.87)	0:44.61	+8

Scratched: Mr Crowning Moment (#5)



Aquis Park Gold Coast Poly QLD Professional

Race 3: REVAMP GC Maiden Plate - 1540m

01 February 2025 - 14:49



Track Rating: Synthetic, Weather: Fine, Rail Position: +0m Entire

Section				200m				Last 600m	
Field Times				0:13.11				0:38.09	
				(0:13.11)					
Rank	TAB	Horse/Jockey	Barrier	Top Speed [km/h]	Fastest Section	Margin			Distance Travelled [m]
1	11	LIP SMACKER Courtney Bellamy	3	64.0 1400m	0:10.83 Overall	0:13.11 [1] (0:13.11)	1:36.02		0:37.41
2	8	SUPER SWEET Rikki Jamieson	5	63.7 1400m	0:10.79 Overall	0:13.00 [5] (0:13.00)	2.8L		0:37.45 +7
3	1	FLYING ASTERN Elione Chaves	2	64.4 1400m	0:10.60 Overall	0:13.77 [3] (0:13.77)	4.1L		0:38.41 +5
4	9	TANGO SPIRIT Adin Thompson	9	64.4 1400m	0:10.86 Overall	0:13.38 [6] (0:13.38)	4.9L		0:38.01 +2
5	4	MAKEMINEMILO Jace McMurray	6	64.1 1400m	0:10.64 Overall	0:13.89 [4] (0:13.89)	5.9L		0:38.86 +5
6	3	ISLE OF BUTE Anthony Allen	10	66.3 Overall	0:10.41 Overall	0:14.47 [2] (0:14.47)	7.9L		0:39.49 -1
7	7	HONFLEUR Luke Rolls	8	63.6 1400m	0:10.85 Overall	0:13.49 [7] (0:13.49)	8.4L		0:38.47 +6
8	10	THUNDER SHANGHAI Corey Sutherland	7	62.6 1400m	0:10.75 Overall	0:13.14 [8] (0:13.14)	10.2L		0:38.08 +4
9	2	CLEAN SHAVEN Scott Sheargold	1	63.5 1200m	0:11.65 Overall	0:13.78 [9] (0:13.78)	22L		0:39.85 +1
10	6	WOD Jason Taylor	4	62.6 1400m	0:11.62 Overall	0:16.36 [10] (0:16.36)	52.5L		0:44.61 +8

Scratched: Mr Crowning Moment (#5)

[] Ranking at each section and finish
 -:-:- No data available at this section
 NA No data available

SCN Saddle cloth number
 DNF Did not finish
 DNT Did not track



Horse/Jockey Name	Lip Smacker
Final Rank	1
Fastest Section Time (Section)	0:10.83 (Overall)
Top Speed [km/h] (Section)	64.0 (1400m)
Race State	Finished



Aquis Park Gold Coast Poly QLD Professional

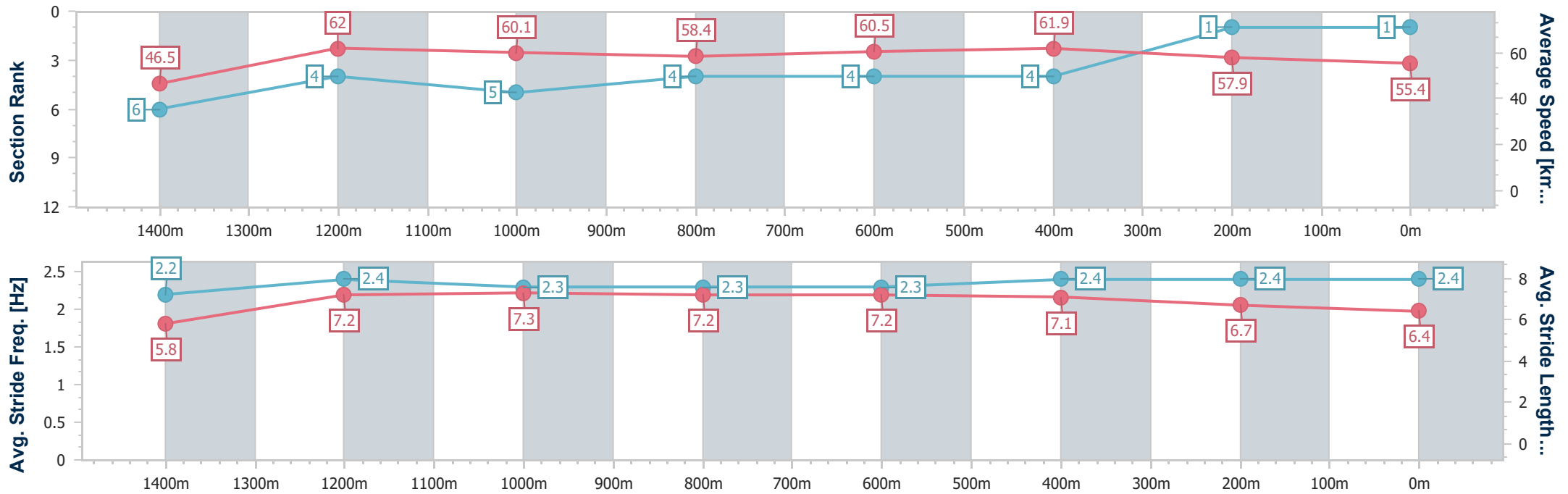
Race 3: REVAMP GC Maiden Plate - 1540m



01 February 2025 - 14:49

Track Rating: Synthetic, Weather: Fine, Rail Position: +0m Entire

Section	Overall	1400m	1200m	1000m	800m	600m	400m	200m
Section Times	1:36.02 [1] (0:10.83)	1:25.19 [6] (0:11.60)	1:13.59 [4] (0:11.99)	1:01.60 [5] (0:12.28)	0:49.32 [4] (0:11.91)	0:37.41 [4] (0:11.75)	0:25.66 [4] (0:12.55)	0:13.11 [1] (0:13.11)
Average Speed [km/h]	46.5	62.0	60.1	58.4	60.5	61.9	57.9	55.4
Top Speed [km/h]	61.9	64.0	61.3	61.0	63.1	63.4	60.6	57.1
Avg. Dist. to Rail [m]	3.7	0.6	0.3	0.2	0.3	1.7	5.1	6.4
Avg. Stride Freq. [Hz]	2.2	2.4	2.3	2.3	2.3	2.4	2.4	2.4
Avg. Stride Length [m]	5.8	7.2	7.3	7.2	7.2	7.1	6.7	6.4



- [] Ranking at each section and finish
- .-.- No data available at this section
- NA No data available



Horse/Jockey Name	Super Sweet
Final Rank	2
Fastest Section Time (Section)	0:10.79 (Overall)
Top Speed [km/h] (Section)	63.7 (1400m)
Race State	Finished



Aquis Park Gold Coast Poly QLD Professional

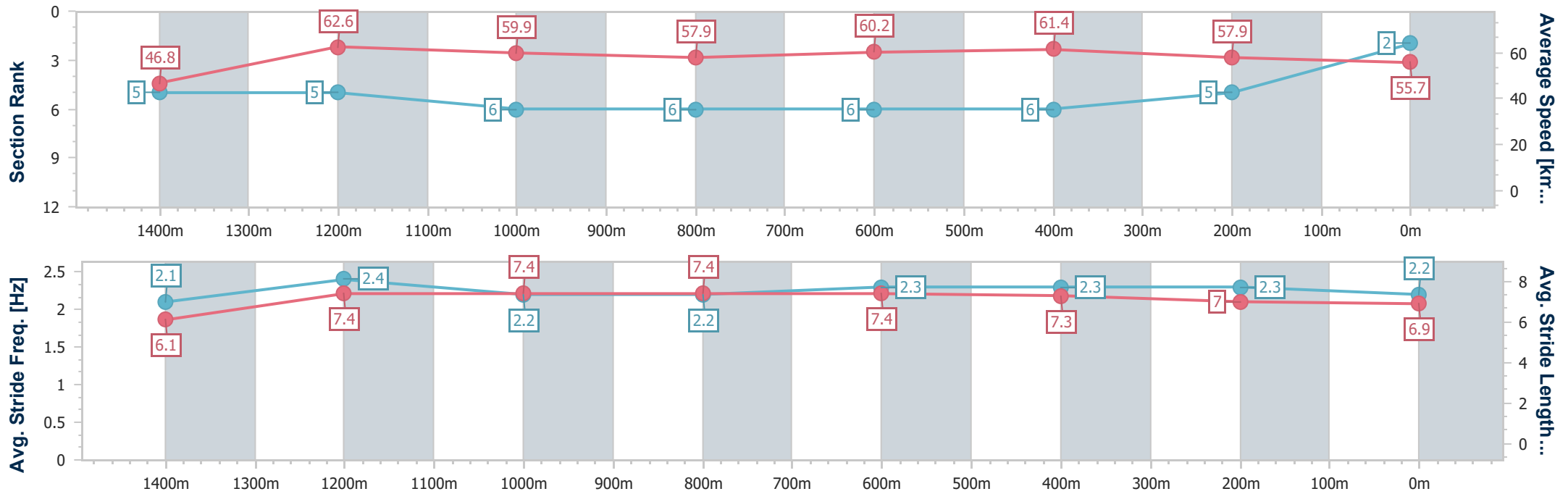
Race 3: REVAMP GC Maiden Plate - 1540m



01 February 2025 - 14:49

Track Rating: Synthetic, Weather: Fine, Rail Position: +0m Entire

Section	Overall	1400m	1200m	1000m	800m	600m	400m	200m
Section Times	1:36.51 [2] (0:10.79)	1:25.72 [5] (0:11.71)	1:14.01 [5] (0:11.98)	1:02.03 [6] (0:12.50)	0:49.53 [6] (0:12.08)	0:37.45 [6] (0:11.93)	0:25.52 [6] (0:12.52)	0:13.00 [5] (0:13.00)
Average Speed [km/h]	46.8	62.6	59.9	57.9	60.2	61.4	57.9	55.7
Top Speed [km/h]	61.3	63.7	61.7	59.7	61.4	62.8	59.1	56.7
Avg. Dist. to Rail [m]	5.3	2.0	1.7	1.4	1.8	3.2	4.8	5.9
Avg. Stride Freq. [Hz]	2.1	2.4	2.2	2.2	2.3	2.3	2.3	2.2
Avg. Stride Length [m]	6.1	7.4	7.4	7.4	7.4	7.3	7.0	6.9



- [] Ranking at each section and finish
- .-.- No data available at this section
- NA No data available



Horse/Jockey Name	Flying Astern
Final Rank	3
Fastest Section Time (Section)	0:10.60 (Overall)
Top Speed [km/h] (Section)	64.4 (1400m)
Race State	Finished



Aquis Park Gold Coast Poly QLD Professional

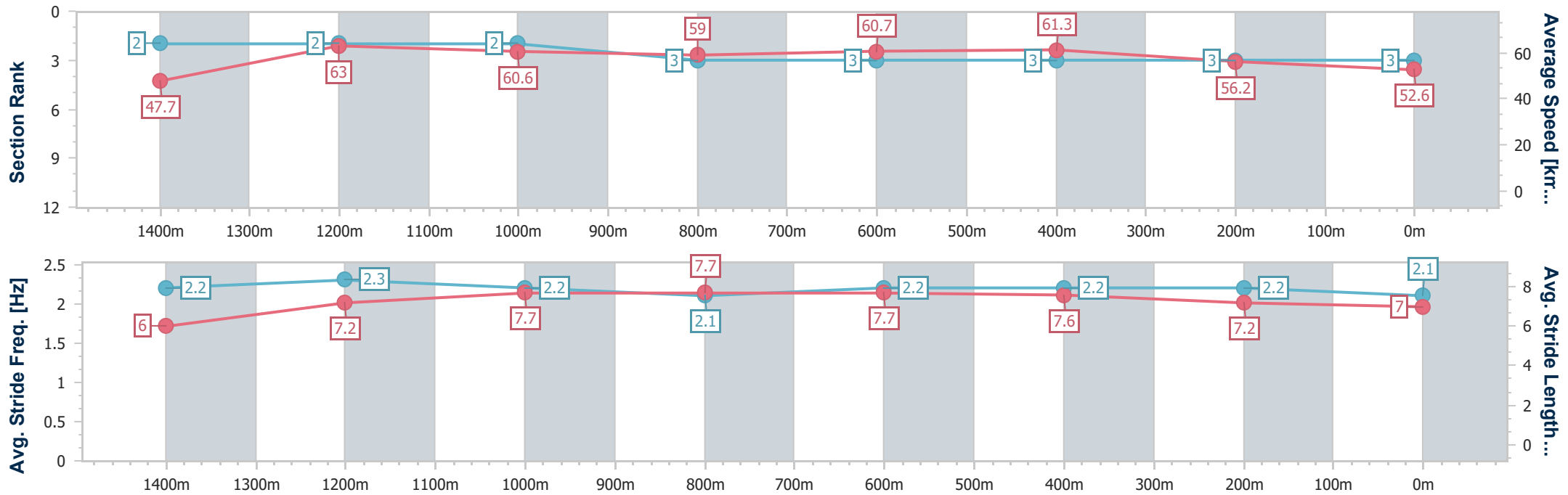
Race 3: REVAMP GC Maiden Plate - 1540m



01 February 2025 - 14:49

Track Rating: Synthetic, Weather: Fine, Rail Position: +0m Entire

Section	Overall	1400m	1200m	1000m	800m	600m	400m	200m
Section Times	1:36.76 [3] (0:10.60)	1:26.16 [2] (0:11.54)	1:14.62 [2] (0:11.87)	1:02.75 [2] (0:12.31)	0:50.44 [3] (0:12.03)	0:38.41 [3] (0:11.81)	0:26.60 [3] (0:12.83)	0:13.77 [3] (0:13.77)
Average Speed [km/h]	47.7	63.0	60.6	59.0	60.7	61.3	56.2	52.6
Top Speed [km/h]	64.1	64.4	61.8	60.2	63.0	63.0	58.4	54.3
Avg. Dist. to Rail [m]	3.2	1.8	2.3	2.4	2.6	1.1	1.8	3.3
Avg. Stride Freq. [Hz]	2.2	2.3	2.2	2.1	2.2	2.2	2.2	2.1
Avg. Stride Length [m]	6.0	7.2	7.7	7.7	7.7	7.6	7.2	7.0



- [] Ranking at each section and finish
- .-.- No data available at this section
- NA No data available



Horse/Jockey Name	Tango Spirit
Final Rank	4
Fastest Section Time (Section)	0:10.86 (Overall)
Top Speed [km/h] (Section)	64.4 (1400m)
Race State	Finished



Aquis Park Gold Coast Poly QLD Professional

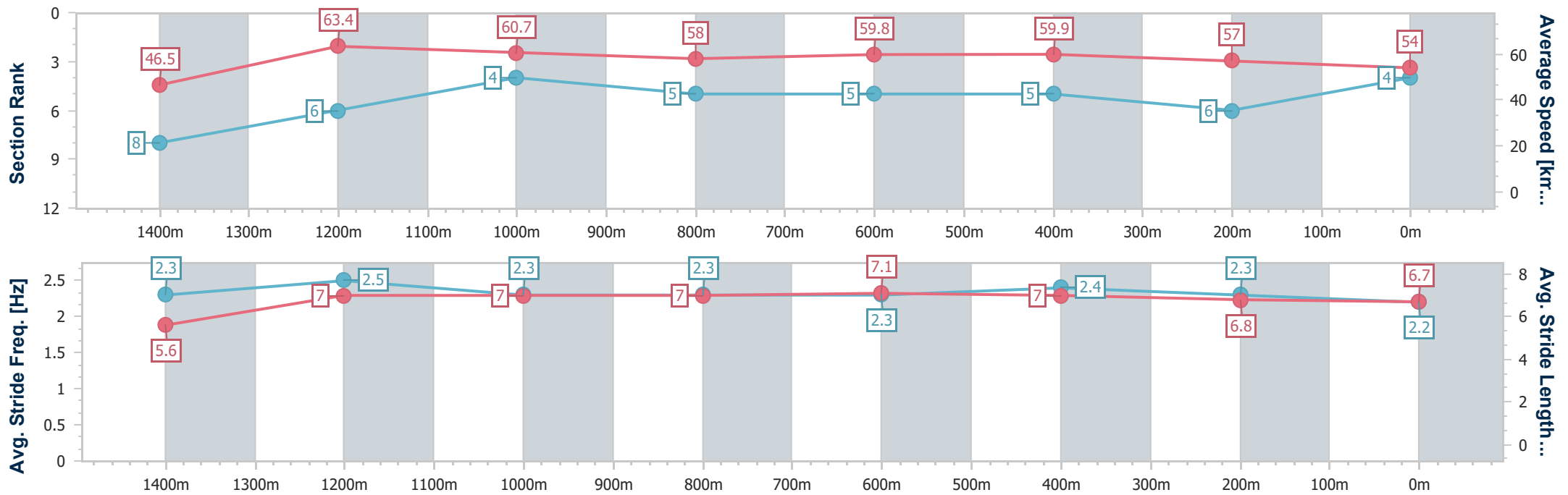
Race 3: REVAMP GC Maiden Plate - 1540m



01 February 2025 - 14:49

Track Rating: Synthetic, Weather: Fine, Rail Position: +0m Entire

Section	Overall	1400m	1200m	1000m	800m	600m	400m	200m
Section Times	1:36.90 [4] (0:10.86)	1:26.04 [8] (0:11.67)	1:14.37 [6] (0:11.83)	1:02.54 [4] (0:12.47)	0:50.07 [5] (0:12.06)	0:38.01 [5] (0:11.98)	0:26.03 [5] (0:12.65)	0:13.38 [6] (0:13.38)
Average Speed [km/h]	46.5	63.4	60.7	58.0	59.8	59.9	57.0	54.0
Top Speed [km/h]	63.0	64.4	62.1	59.8	62.0	62.2	58.0	55.5
Avg. Dist. to Rail [m]	9.3	3.5	2.3	1.3	0.2	0.3	1.8	2.8
Avg. Stride Freq. [Hz]	2.3	2.5	2.3	2.3	2.3	2.4	2.3	2.2
Avg. Stride Length [m]	5.6	7.0	7.0	7.0	7.1	7.0	6.8	6.7



- [] Ranking at each section and finish
- .-.- No data available at this section
- NA No data available



Horse/Jockey Name	Makeminemilo
Final Rank	5
Fastest Section Time (Section)	0:10.64 (Overall)
Top Speed [km/h] (Section)	64.1 (1400m)
Race State	Finished



Aquis Park Gold Coast Poly QLD Professional

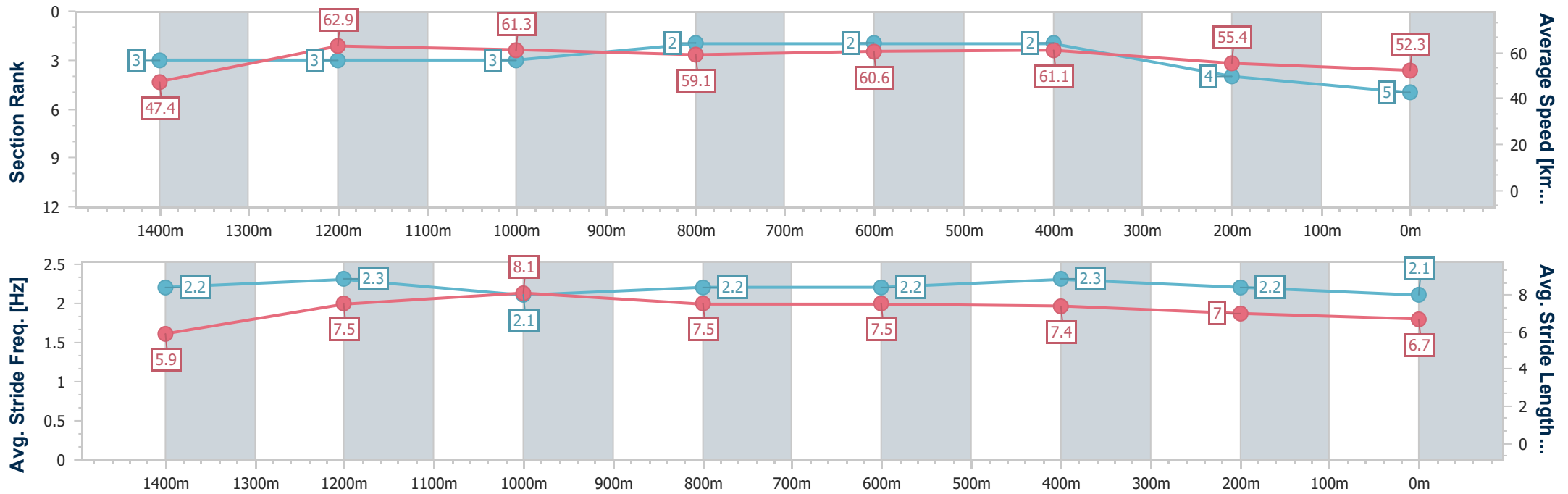
Race 3: REVAMP GC Maiden Plate - 1540m



01 February 2025 - 14:49

Track Rating: Synthetic, Weather: Fine, Rail Position: +0m Entire

Section	Overall	1400m	1200m	1000m	800m	600m	400m	200m
Section Times	1:37.08 [5] (0:10.64)	1:26.44 [3] (0:11.64)	1:14.80 [3] (0:11.78)	1:03.02 [3] (0:12.23)	0:50.79 [2] (0:11.93)	0:38.86 [2] (0:11.91)	0:26.95 [2] (0:13.06)	0:13.89 [4] (0:13.89)
Average Speed [km/h]	47.4	62.9	61.3	59.1	60.6	61.1	55.4	52.3
Top Speed [km/h]	63.4	64.1	62.0	60.6	62.8	63.0	57.8	53.5
Avg. Dist. to Rail [m]	6.0	2.2	2.2	1.6	1.1	1.7	3.6	4.1
Avg. Stride Freq. [Hz]	2.2	2.3	2.1	2.2	2.2	2.3	2.2	2.1
Avg. Stride Length [m]	5.9	7.5	8.1	7.5	7.5	7.4	7.0	6.7



- [] Ranking at each section and finish
- .-.- No data available at this section
- NA No data available



Horse/Jockey Name	Isle Of Bute
Final Rank	6
Fastest Section Time (Section)	0:10.41 (Overall)
Top Speed [km/h] (Section)	66.3 (Overall)
Race State	Finished



Aquis Park Gold Coast Poly QLD Professional

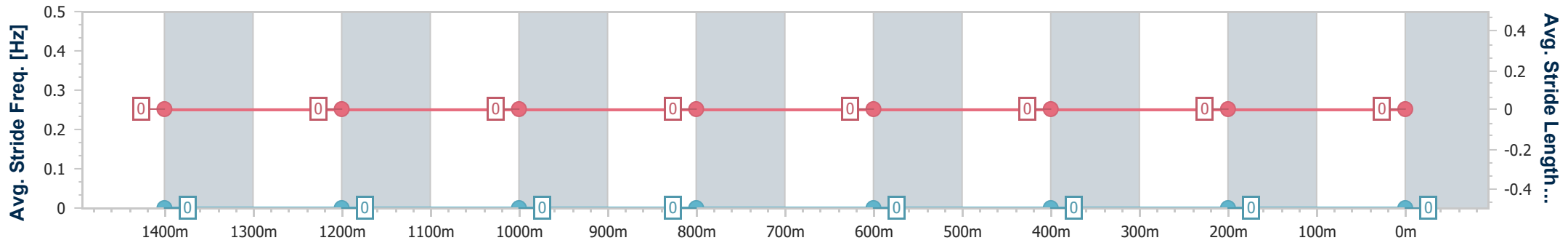
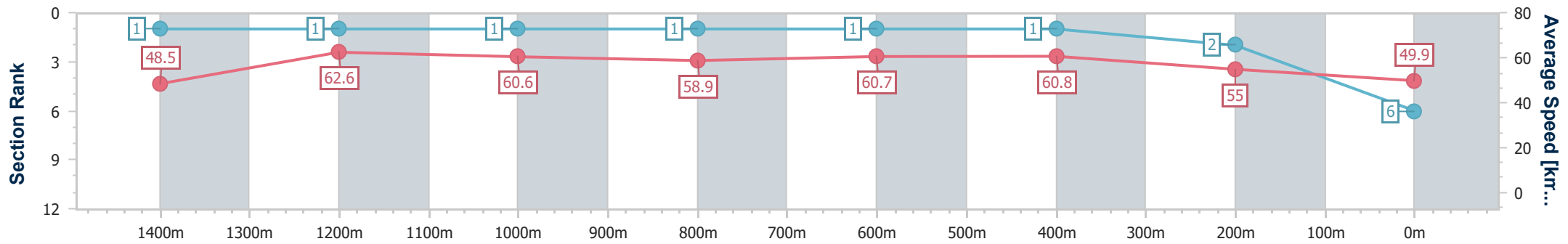
Race 3: REVAMP GC Maiden Plate - 1540m



01 February 2025 - 14:49

Track Rating: Synthetic, Weather: Fine, Rail Position: +0m Entire

Section	Overall	1400m	1200m	1000m	800m	600m	400m	200m
Section Times	1:37.42 [6] (0:10.41)	1:27.01 [1] (0:11.58)	1:15.43 [1] (0:11.86)	1:03.57 [1] (0:12.20)	0:51.37 [1] (0:11.88)	0:39.49 [1] (0:11.91)	0:27.58 [1] (0:13.11)	0:14.47 [2] (0:14.47)
Average Speed [km/h]	48.5	62.6	60.6	58.9	60.7	60.8	55.0	49.9
Top Speed [km/h]	66.3	65.8	61.6	59.3	62.6	62.6	57.7	52.3
Avg. Dist. to Rail [m]	9.8	0.9	0.2	0.1	0.3	0.7	1.9	1.7
Avg. Stride Freq. [Hz]	--	--	--	--	--	--	--	--
Avg. Stride Length [m]	--	--	--	--	--	--	--	--



- [] Ranking at each section and finish
- No data available at this section
- NA No data available



Horse/Jockey Name	Honfleur
Final Rank	7
Fastest Section Time (Section)	0:10.85 (Overall)
Top Speed [km/h] (Section)	63.6 (1400m)
Race State	Finished



Aquis Park Gold Coast Poly QLD Professional

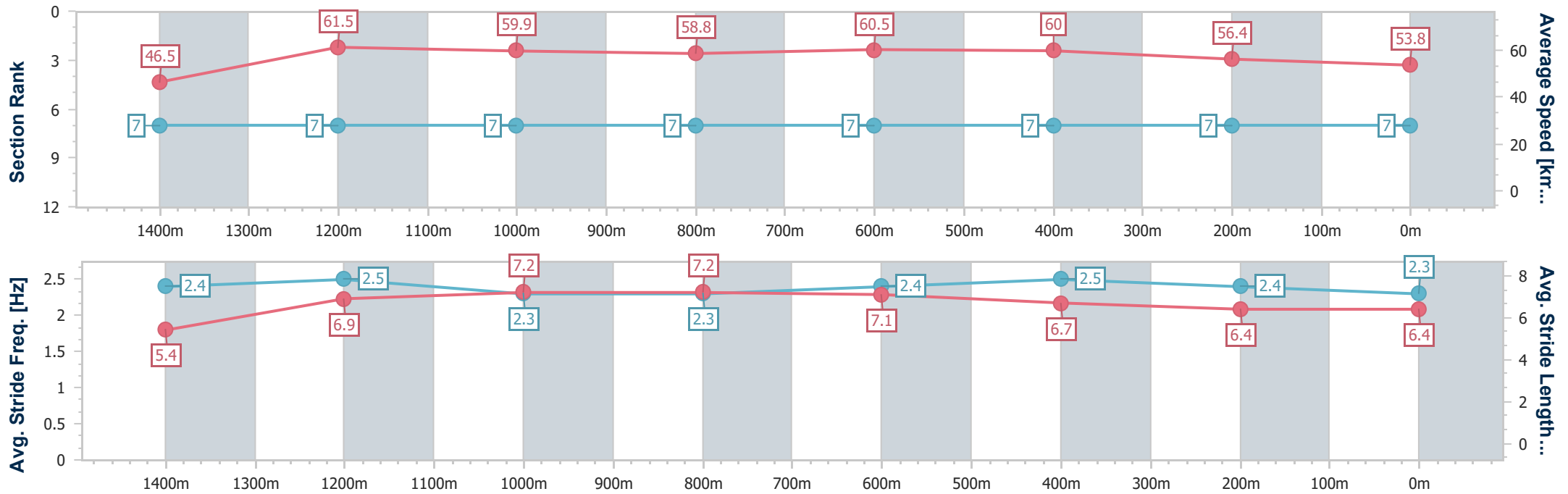
Race 3: REVAMP GC Maiden Plate - 1540m



01 February 2025 - 14:49

Track Rating: Synthetic, Weather: Fine, Rail Position: +0m Entire

Section	Overall	1400m	1200m	1000m	800m	600m	400m	200m
Section Times	1:37.53 [7] (0:10.85)	1:26.68 [7] (0:11.82)	1:14.86 [7] (0:11.99)	1:02.87 [7] (0:12.34)	0:50.53 [7] (0:12.06)	0:38.47 [7] (0:12.17)	0:26.30 [7] (0:12.81)	0:13.49 [7] (0:13.49)
Average Speed [km/h]	46.5	61.5	59.9	58.8	60.5	60.0	56.4	53.8
Top Speed [km/h]	59.1	63.6	61.6	61.6	62.5	62.9	58.6	55.4
Avg. Dist. to Rail [m]	7.6	1.3	3.0	2.2	2.4	2.9	2.6	4.4
Avg. Stride Freq. [Hz]	2.4	2.5	2.3	2.3	2.4	2.5	2.4	2.3
Avg. Stride Length [m]	5.4	6.9	7.2	7.2	7.1	6.7	6.4	6.4



- [] Ranking at each section and finish
- .-.- No data available at this section
- NA No data available



Horse/Jockey Name	Thunder Shanghai
Final Rank	8
Fastest Section Time (Section)	0:10.75 (Overall)
Top Speed [km/h] (Section)	62.6 (1400m)
Race State	Finished



Aquis Park Gold Coast Poly QLD Professional

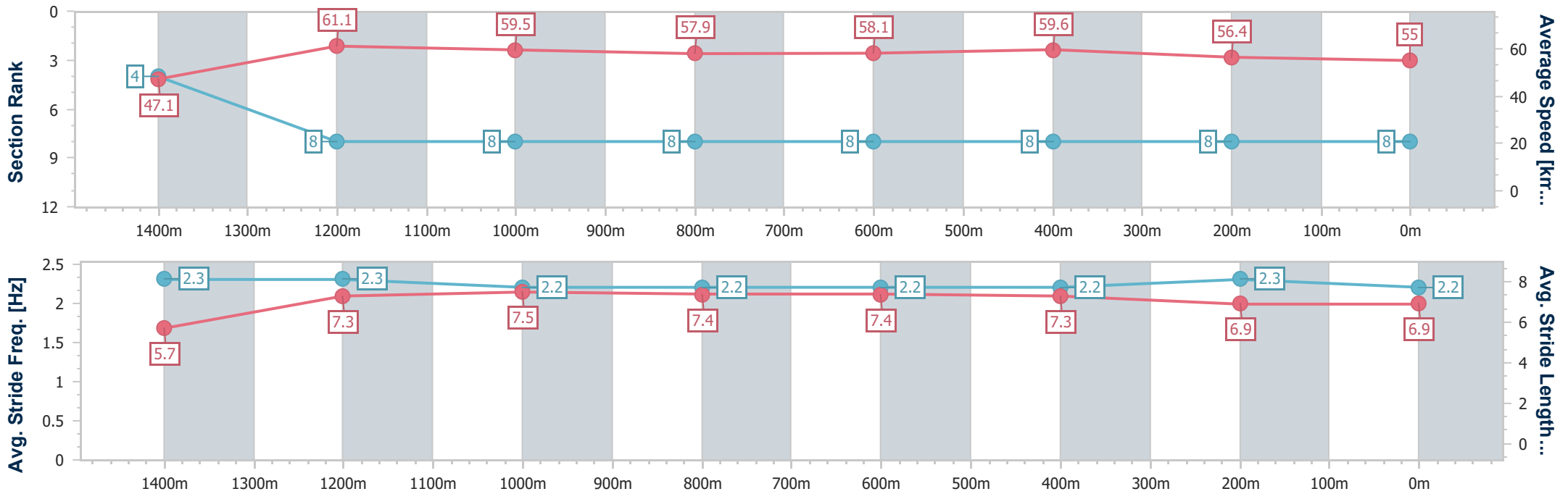
Race 3: REVAMP GC Maiden Plate - 1540m



01 February 2025 - 14:49

Track Rating: Synthetic, Weather: Fine, Rail Position: +0m Entire

Section	Overall	1400m	1200m	1000m	800m	600m	400m	200m
Section Times	1:37.86 [8] (0:10.75)	1:27.11 [4] (0:11.97)	1:15.14 [8] (0:12.12)	1:03.02 [8] (0:12.48)	0:50.54 [8] (0:12.46)	0:38.08 [8] (0:12.15)	0:25.93 [8] (0:12.79)	0:13.14 [8] (0:13.14)
Average Speed [km/h]	47.1	61.1	59.5	57.9	58.1	59.6	56.4	55.0
Top Speed [km/h]	60.6	62.6	60.5	60.2	59.3	60.3	57.9	56.1
Avg. Dist. to Rail [m]	7.3	2.4	1.9	1.7	1.4	1.2	1.9	4.7
Avg. Stride Freq. [Hz]	2.3	2.3	2.2	2.2	2.2	2.2	2.3	2.2
Avg. Stride Length [m]	5.7	7.3	7.5	7.4	7.4	7.3	6.9	6.9



- [] Ranking at each section and finish
- .-.- No data available at this section
- NA No data available



Horse/Jockey Name	Clean Shaven
Final Rank	9
Fastest Section Time (Section)	0:11.65 (Overall)
Top Speed [km/h] (Section)	63.5 (1200m)
Race State	Finished



Aquis Park Gold Coast Poly QLD Professional

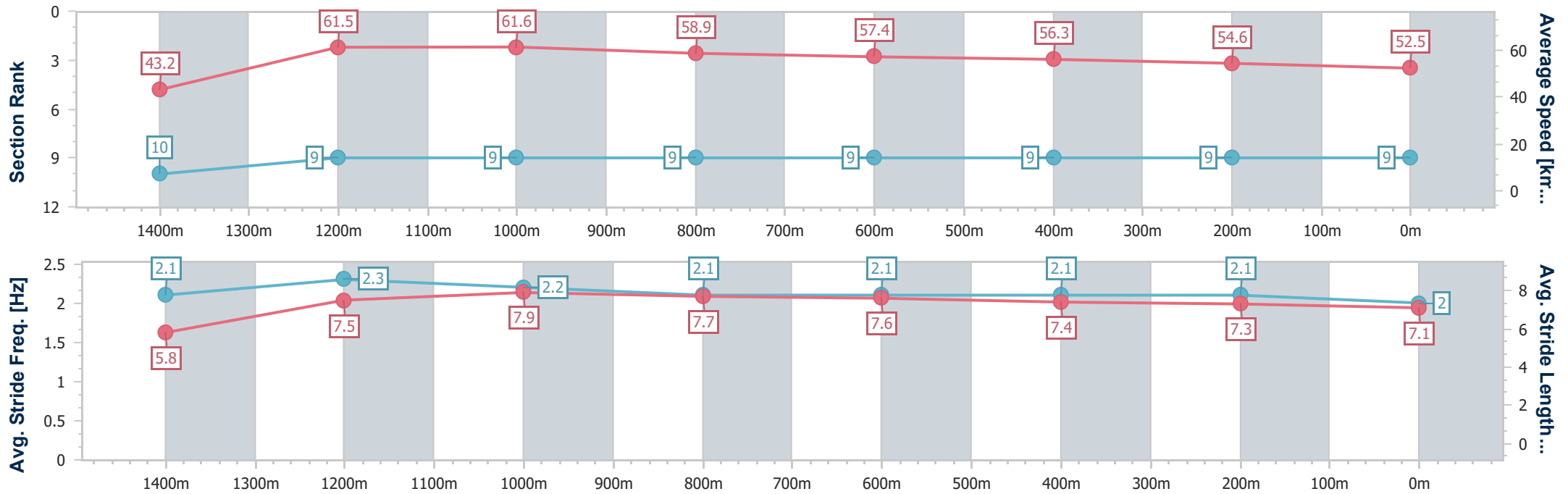
Race 3: REVAMP GC Maiden Plate - 1540m



01 February 2025 - 14:49

Track Rating: Synthetic, Weather: Fine, Rail Position: +0m Entire

Section	Overall	1400m	1200m	1000m	800m	600m	400m	200m
Section Times	1:39.87 [9] (0:11.65)	1:28.22 [10] (0:11.85)	1:16.37 [9] (0:11.66)	1:04.71 [9] (0:12.27)	0:52.44 [9] (0:12.59)	0:39.85 [9] (0:12.83)	0:27.02 [9] (0:13.24)	0:13.78 [9] (0:13.78)
Average Speed [km/h]	43.2	61.5	61.6	58.9	57.4	56.3	54.6	52.5
Top Speed [km/h]	57.9	63.2	63.5	61.9	58.5	58.9	56.0	56.6
Avg. Dist. to Rail [m]	3.1	1.3	1.9	0.8	1.0	1.0	1.0	0.6
Avg. Stride Freq. [Hz]	2.1	2.3	2.2	2.1	2.1	2.1	2.1	2.0
Avg. Stride Length [m]	5.8	7.5	7.9	7.7	7.6	7.4	7.3	7.1



- [] Ranking at each section and finish
- .-.- No data available at this section
- NA No data available



Horse/Jockey Name	Wod
Final Rank	10
Fastest Section Time (Section)	0:11.62 (Overall)
Top Speed [km/h] (Section)	62.6 (1400m)
Race State	Finished



Aquis Park Gold Coast Poly QLD Professional

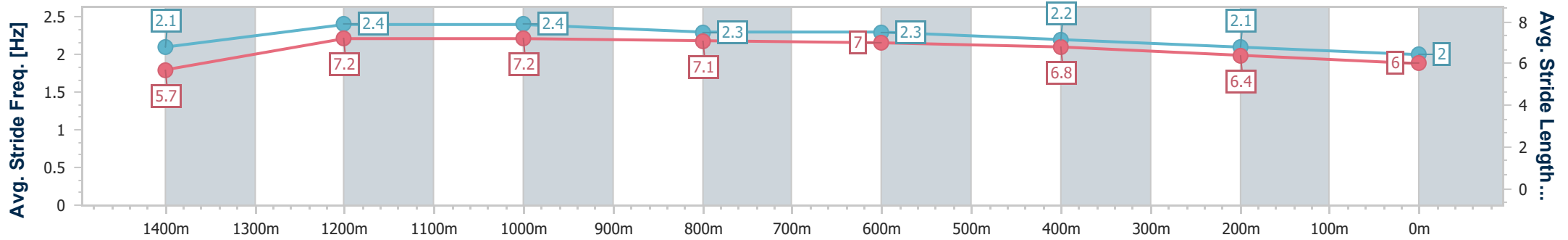
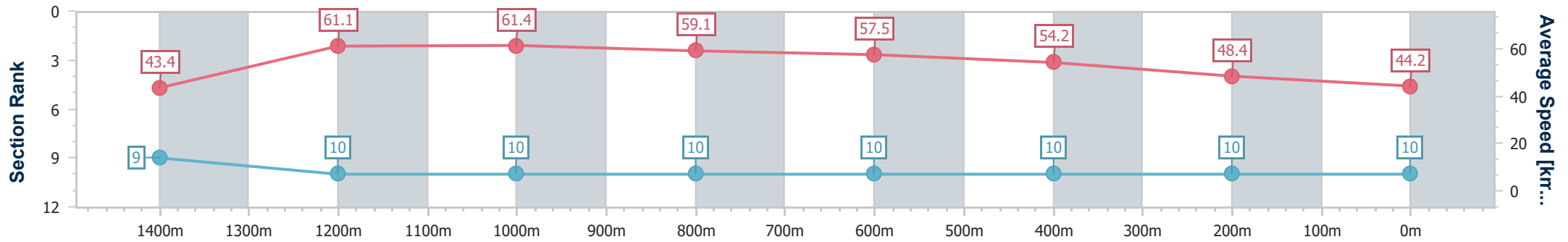
Race 3: REVAMP GC Maiden Plate - 1540m



01 February 2025 - 14:49

Track Rating: Synthetic, Weather: Fine, Rail Position: +0m Entire

Section	Overall	1400m	1200m	1000m	800m	600m	400m	200m
Section Times	1:45.08 [10] (0:11.62)	1:33.46 [9] (0:12.09)	1:21.37 [10] (0:11.71)	1:09.66 [10] (0:12.32)	0:57.34 [10] (0:12.73)	0:44.61 [10] (0:13.38)	0:31.23 [10] (0:14.87)	0:16.36 [10] (0:16.36)
Average Speed [km/h]	43.4	61.1	61.4	59.1	57.5	54.2	48.4	44.2
Top Speed [km/h]	59.0	62.6	62.5	60.8	57.9	57.4	50.8	47.9
Avg. Dist. to Rail [m]	5.3	3.4	4.0	3.8	2.8	1.6	1.5	1.3
Avg. Stride Freq. [Hz]	2.1	2.4	2.4	2.3	2.3	2.2	2.1	2.0
Avg. Stride Length [m]	5.7	7.2	7.2	7.1	7.0	6.8	6.4	6.0



- [] Ranking at each section and finish
- .-.- No data available at this section
- NA No data available