



Aquis Park Gold Coast Poly QLD Professional

Race 4: AMALGAMATED GROUP BENCHMARK 58 Handicap - 1900m



01 February 2025 - 15:24

Track Rating: Synthetic, Weather: Fine, Rail Position: +0m Entire

Section		Overall	1800m	1600m	1400m	1200m	1000m	800m	Last 600m				
Field Times		1:57.71 (0:08.11)	1:49.60 (0:11.30)	1:38.30 (0:12.29)	1:26.01 (0:12.38)	1:13.63 (0:12.77)	1:00.86 (0:12.51)	0:48.35 (0:11.86)	0:36.49				
Rank	TAB Horse/Jockey	Barrier	Top Speed [km/h]	Fastest Section									Distance Travelled [m]
1	9 ARCHERS REIGN Courtney Bellamy	5	66.0 1800m	0:08.11 Overall	1:57.71 [1] (0:08.11)	1:49.60 [1] (0:11.30)	1:38.30 [1] (0:12.29)	1:26.01 [1] (0:12.38)	1:13.63 [1] (0:12.77)	1:00.86 [1] (0:12.51)	0:48.35 [1] (0:11.86)	0:36.49	
2	4 TUQIRI Elione Chaves	3	64.8 1800m	0:08.27 Overall	1:59.74 [2] (0:08.27)	1:51.47 [4] (0:11.46)	1:40.01 [3] (0:12.23)	1:27.78 [4] (0:12.73)	1:15.05 [5] (0:12.64)	1:02.41 [5] (0:12.54)	0:49.87 [4] (0:12.11)	0:37.76	+10
3	8 NO MORE RED Yvette Lewis	8	64.6 1800m	0:08.14 Overall	2:00.24 [3] (0:08.14)	1:52.10 [2] (0:11.61)	1:40.49 [4] (0:12.02)	1:28.47 [2] (0:12.48)	1:15.99 [2] (0:12.75)	1:03.24 [2] (0:12.65)	0:50.59 [2] (0:12.08)	0:38.51	+16
4	2 WATERMELON Sariah Champkin	2	62.1 800m	0:08.31 Overall	2:00.33 [4] (0:08.31)	1:52.02 [6] (0:11.80)	1:40.22 [8] (0:12.50)	1:27.72 [8] (0:12.52)	1:15.20 [8] (0:12.79)	1:02.41 [9] (0:12.79)	0:49.62 [9] (0:12.06)	0:37.56	+2
5	3 EL ASTEROID Rikki Jamieson	4	64.9 1800m	0:08.49 Overall	2:01.03 [5] (0:08.49)	1:52.54 [8] (0:11.45)	1:41.09 [7] (0:12.01)	1:29.08 [3] (0:12.48)	1:16.60 [3] (0:12.71)	1:03.89 [3] (0:12.71)	0:51.18 [3] (0:12.07)	0:39.11	+2
6	5 GUTHO Adin Thompson	1	64.2 1800m	0:08.18 Overall	2:01.42 [6] (0:08.18)	1:53.24 [3] (0:11.49)	1:41.75 [2] (0:12.30)	1:29.45 [5] (0:12.51)	1:16.94 [4] (0:12.73)	1:04.21 [4] (0:12.70)	0:51.51 [5] (0:12.22)	0:39.29	+9
7	6 ACES UP Michael Cahill	6	64.9 1800m	0:08.38 Overall	2:01.42 [7] (0:08.38)	1:53.04 [7] (0:11.49)	1:41.55 [6] (0:12.36)	1:29.19 [7] (0:12.49)	1:16.70 [6] (0:12.68)	1:04.02 [6] (0:12.74)	0:51.28 [6] (0:12.20)	0:39.08	+2
8	1 KAREEM Jace McMurray	7	65.2 1800m	0:08.31 Overall	2:02.99 [8] (0:08.31)	1:54.68 [5] (0:11.55)	1:43.13 [5] (0:12.30)	1:30.83 [6] (0:12.65)	1:18.18 [7] (0:12.63)	1:05.55 [7] (0:12.75)	0:52.80 [7] (0:12.19)	0:40.61	+12
9	10 CHIEF COMMAND Rob Thorburn	9	62.2 1800m	0:08.65 Overall	2:03.81 [9] (0:08.65)	1:55.16 [9] (0:11.85)	1:43.31 [9] (0:12.35)	1:30.96 [9] (0:12.38)	1:18.58 [9] (0:12.61)	1:05.97 [8] (0:12.77)	0:53.20 [8] (0:12.26)	0:40.94	+5

Scratched: Benedict Arnold (#7)

[] Ranking at each section and finish
 -:-:- No data available at this section
 NA No data available

SCN Saddle cloth number
 DNF Did not finish
 DNT Did not track



Aquis Park Gold Coast Poly QLD Professional

Race 4: AMALGAMATED GROUP BENCHMARK 58 Handicap - 1900m



01 February 2025 - 15:24

Track Rating: Synthetic, Weather: Fine, Rail Position: +0m Entire

Section					600m	400m	200m				Last 600m
Field Times					0:36.49 (0:11.77)	0:24.72 (0:12.13)	0:12.59 (0:12.59)				0:36.49
Rank	TAB	Horse/Jockey	Barrier	Top Speed [km/h]	Fastest Section	Margin			Distance Travelled [m]		
1	9	ARCHERS REIGN Courtney Bellamy	5	66.0 1800m	0:08.11 Overall	0:36.49 [1] (0:11.77)	0:24.72 [1] (0:12.13)	0:12.59 [1] (0:12.59)	1:57.71		0:36.49
2	4	TUQIRI Elione Chaves	3	64.8 1800m	0:08.27 Overall	0:37.76 [4] (0:12.15)	0:25.61 [3] (0:12.40)	0:13.21 [2] (0:13.21)	11.8L		0:37.76 +10
3	8	NO MORE RED Yvette Lewis	8	64.6 1800m	0:08.14 Overall	0:38.51 [2] (0:12.36)	0:26.15 [2] (0:12.77)	0:13.38 [3] (0:13.38)	14.6L		0:38.51 +16
4	2	WATERMELON Sariah Champkin	2	62.1 800m	0:08.31 Overall	0:37.56 [8] (0:12.23)	0:25.33 [8] (0:12.69)	0:12.64 [5] (0:12.64)	15.1L		0:37.56 +2
5	3	EL ASTEROID Rikki Jamieson	4	64.9 1800m	0:08.49 Overall	0:39.11 [3] (0:12.38)	0:26.73 [4] (0:13.17)	0:13.56 [4] (0:13.56)	19.1L		0:39.11 +2
6	5	GUTHO Adin Thompson	1	64.2 1800m	0:08.18 Overall	0:39.29 [5] (0:12.49)	0:26.80 [5] (0:13.18)	0:13.62 [7] (0:13.62)	21.4L		0:39.29 +9
7	6	ACES UP Michael Cahill	6	64.9 1800m	0:08.38 Overall	0:39.08 [6] (0:12.36)	0:26.72 [6] (0:13.08)	0:13.64 [6] (0:13.64)	21.5L		0:39.08 +2
8	1	KAREEM Jace McMurray	7	65.2 1800m	0:08.31 Overall	0:40.61 [7] (0:12.47)	0:28.14 [7] (0:13.21)	0:14.93 [8] (0:14.93)	30.5L		0:40.61 +12
9	10	CHIEF COMMAND Rob Thorburn	9	62.2 1800m	0:08.65 Overall	0:40.94 [9] (0:12.56)	0:28.38 [9] (0:13.16)	0:15.22 [9] (0:15.22)	35.3L		0:40.94 +5

Scratched: Benedict Arnold (#7)

[] Ranking at each section and finish
 -:-:- No data available at this section
 NA No data available

SCN Saddle cloth number
 DNF Did not finish
 DNT Did not track



Horse/Jockey Name	Archers Reign
Final Rank	1
Fastest Section Time (Section)	0:08.11 (Overall)
Top Speed [km/h] (Section)	66.0 (1800m)
Race State	Finished



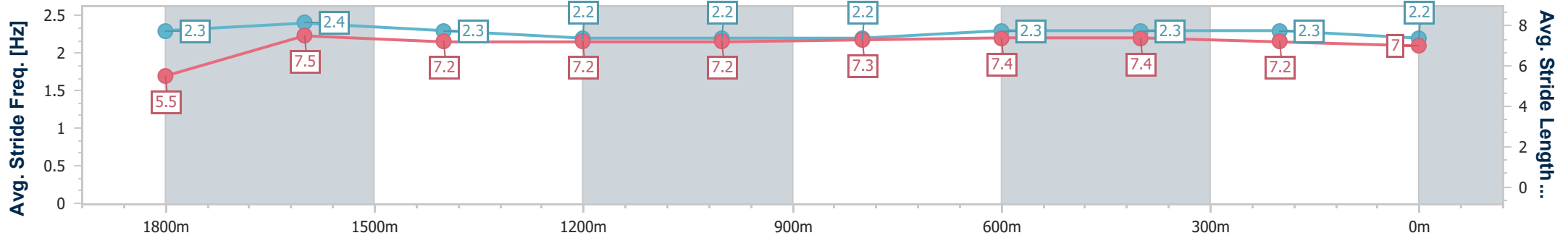
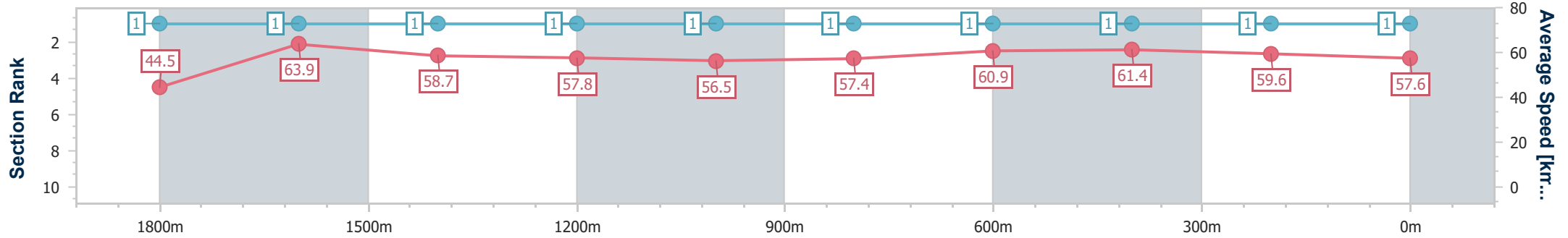
Aquis Park Gold Coast Poly QLD Professional
Race 4: AMALGAMATED GROUP BENCHMARK 58 Handicap - 1900m



01 February 2025 - 15:24

Track Rating: Synthetic, Weather: Fine, Rail Position: +0m Entire

Section	Overall	1800m	1600m	1400m	1200m	1000m	800m	600m	400m	200m
Section Times	1:57.71 [1] (0:08.11)	1:49.60 [1] (0:11.30)	1:38.30 [1] (0:12.29)	1:26.01 [1] (0:12.38)	1:13.63 [1] (0:12.77)	1:00.86 [1] (0:12.51)	0:48.35 [1] (0:11.86)	0:36.49 [1] (0:11.77)	0:24.72 [1] (0:12.13)	0:12.59 [1] (0:12.59)
Average Speed [km/h]	44.5	63.9	58.7	57.8	56.5	57.4	60.9	61.4	59.6	57.6
Top Speed [km/h]	63.8	66.0	61.2	59.7	58.2	60.5	62.0	62.9	60.6	59.6
Avg. Dist. to Rail [m]	6.2	2.2	0.4	0.5	0.4	0.6	0.9	1.4	0.4	0.3
Avg. Stride Freq. [Hz]	2.3	2.4	2.3	2.2	2.2	2.2	2.3	2.3	2.3	2.2
Avg. Stride Length [m]	5.5	7.5	7.2	7.2	7.2	7.3	7.4	7.4	7.2	7.0



- [] Ranking at each section and finish
- .-.- No data available at this section
- NA No data available



Horse/Jockey Name	Tuqiri
Final Rank	2
Fastest Section Time (Section)	0:08.27 (Overall)
Top Speed [km/h] (Section)	64.8 (1800m)
Race State	Finished



Aquis Park Gold Coast Poly QLD Professional

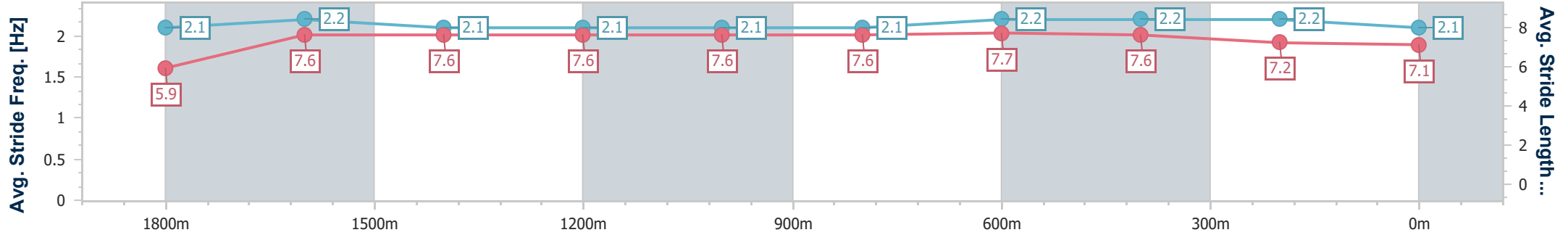
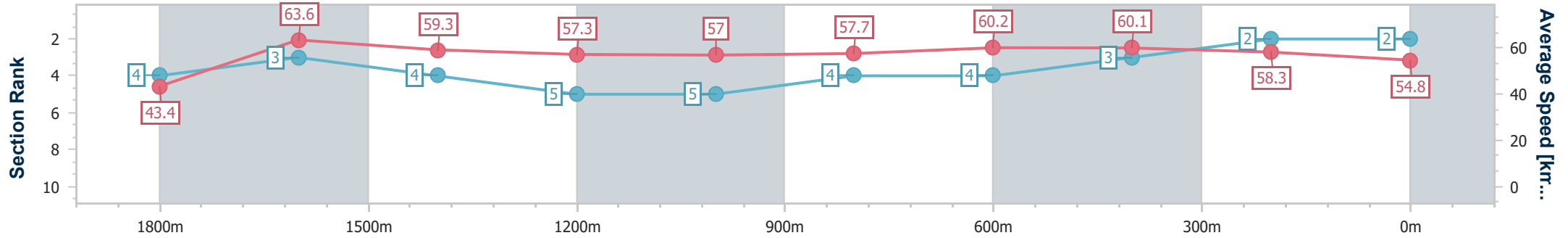
Race 4: AMALGAMATED GROUP BENCHMARK 58 Handicap - 1900m



01 February 2025 - 15:24

Track Rating: Synthetic, Weather: Fine, Rail Position: +0m Entire

Section	Overall	1800m	1600m	1400m	1200m	1000m	800m	600m	400m	200m
Section Times	1:59.74 [2] (0:08.27)	1:51.47 [4] (0:11.46)	1:40.01 [3] (0:12.23)	1:27.78 [4] (0:12.73)	1:15.05 [5] (0:12.64)	1:02.41 [5] (0:12.54)	0:49.87 [4] (0:12.11)	0:37.76 [4] (0:12.15)	0:25.61 [3] (0:12.40)	0:13.21 [2] (0:13.21)
Average Speed [km/h]	43.4	63.6	59.3	57.3	57.0	57.7	60.2	60.1	58.3	54.8
Top Speed [km/h]	61.1	64.8	61.3	58.4	58.2	58.5	61.9	61.8	61.4	56.5
Avg. Dist. to Rail [m]	3.3	2.9	2.7	1.6	1.9	1.9	2.4	2.9	2.3	1.5
Avg. Stride Freq. [Hz]	2.1	2.2	2.1	2.1	2.1	2.1	2.2	2.2	2.2	2.1
Avg. Stride Length [m]	5.9	7.6	7.6	7.6	7.6	7.6	7.7	7.6	7.2	7.1



- [] Ranking at each section and finish
- .-.- No data available at this section
- NA No data available



Horse/Jockey Name	No More Red
Final Rank	3
Fastest Section Time (Section)	0:08.14 (Overall)
Top Speed [km/h] (Section)	64.6 (1800m)
Race State	Finished



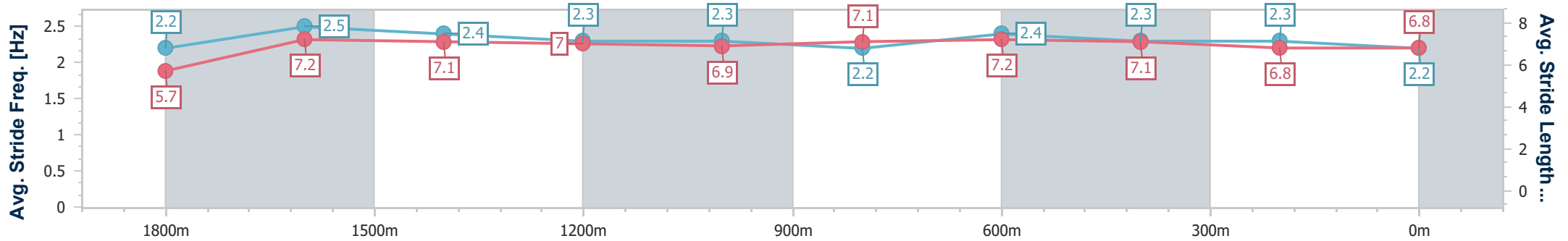
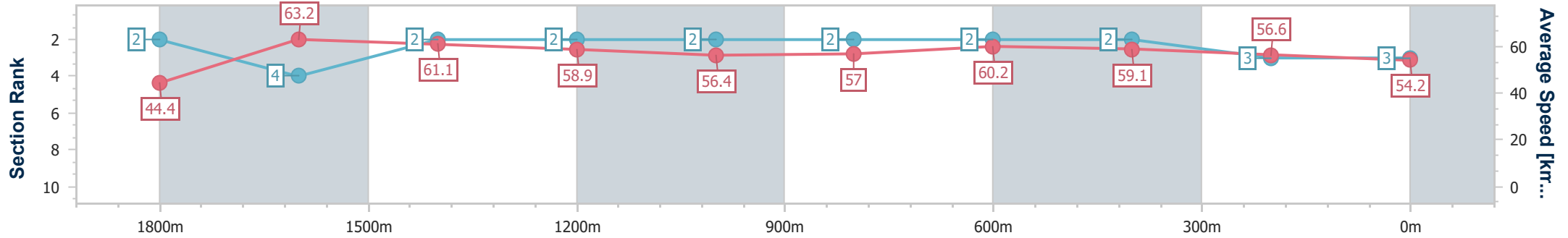
Aquis Park Gold Coast Poly QLD Professional
Race 4: AMALGAMATED GROUP BENCHMARK 58 Handicap - 1900m



01 February 2025 - 15:24

Track Rating: Synthetic, Weather: Fine, Rail Position: +0m Entire

Section	Overall	1800m	1600m	1400m	1200m	1000m	800m	600m	400m	200m
Section Times	2:00.24 [3] (0:08.14)	1:52.10 [2] (0:11.61)	1:40.49 [4] (0:12.02)	1:28.47 [2] (0:12.48)	1:15.99 [2] (0:12.75)	1:03.24 [2] (0:12.65)	0:50.59 [2] (0:12.08)	0:38.51 [2] (0:12.36)	0:26.15 [2] (0:12.77)	0:13.38 [3] (0:13.38)
Average Speed [km/h]	44.4	63.2	61.1	58.9	56.4	57.0	60.2	59.1	56.6	54.2
Top Speed [km/h]	60.4	64.6	61.7	60.6	58.1	59.8	61.1	61.1	58.8	54.9
Avg. Dist. to Rail [m]	7.7	6.1	5.0	2.5	1.3	0.8	1.8	2.9	2.0	2.5
Avg. Stride Freq. [Hz]	2.2	2.5	2.4	2.3	2.3	2.2	2.4	2.3	2.3	2.2
Avg. Stride Length [m]	5.7	7.2	7.1	7.0	6.9	7.1	7.2	7.1	6.8	6.8



- [] Ranking at each section and finish
- .-.- No data available at this section
- NA No data available



Horse/Jockey Name	Watermelon
Final Rank	4
Fastest Section Time (Section)	0:08.31 (Overall)
Top Speed [km/h] (Section)	62.1 (800m)
Race State	Finished



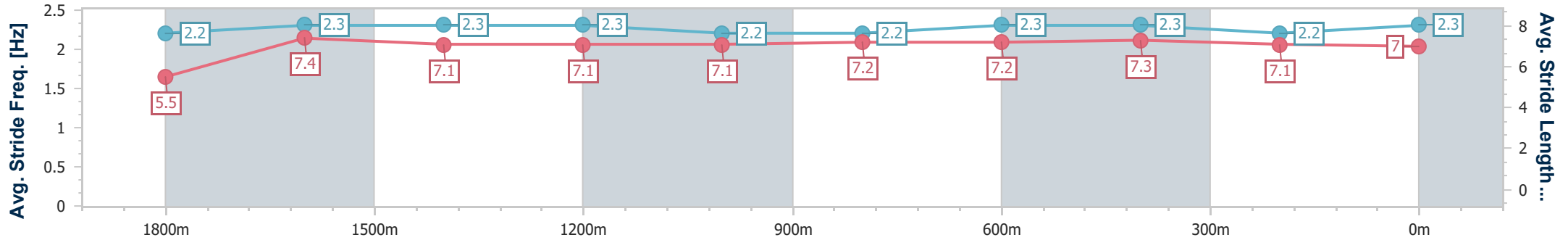
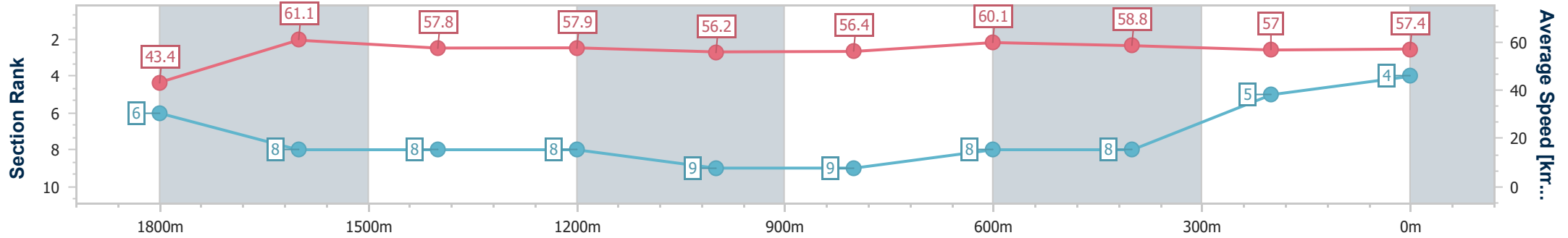
Aquis Park Gold Coast Poly QLD Professional
Race 4: AMALGAMATED GROUP BENCHMARK 58 Handicap - 1900m



01 February 2025 - 15:24

Track Rating: Synthetic, Weather: Fine, Rail Position: +0m Entire

Section	Overall	1800m	1600m	1400m	1200m	1000m	800m	600m	400m	200m
Section Times	2:00.33 [4] (0:08.31)	1:52.02 [6] (0:11.80)	1:40.22 [8] (0:12.50)	1:27.72 [8] (0:12.52)	1:15.20 [8] (0:12.79)	1:02.41 [9] (0:12.79)	0:49.62 [9] (0:12.06)	0:37.56 [8] (0:12.23)	0:25.33 [8] (0:12.69)	0:12.64 [5] (0:12.64)
Average Speed [km/h]	43.4	61.1	57.8	57.9	56.2	56.4	60.1	58.8	57.0	57.4
Top Speed [km/h]	58.5	62.1	60.4	59.3	57.7	58.0	62.1	62.1	58.1	58.1
Avg. Dist. to Rail [m]	2.4	1.4	0.9	0.7	1.7	0.6	0.6	0.8	0.8	0.8
Avg. Stride Freq. [Hz]	2.2	2.3	2.3	2.3	2.2	2.2	2.3	2.3	2.2	2.3
Avg. Stride Length [m]	5.5	7.4	7.1	7.1	7.1	7.2	7.2	7.3	7.1	7.0



- [] Ranking at each section and finish
- .-.- No data available at this section
- NA No data available



Horse/Jockey Name	El Asteroid
Final Rank	5
Fastest Section Time (Section)	0:08.49 (Overall)
Top Speed [km/h] (Section)	64.9 (1800m)
Race State	Finished



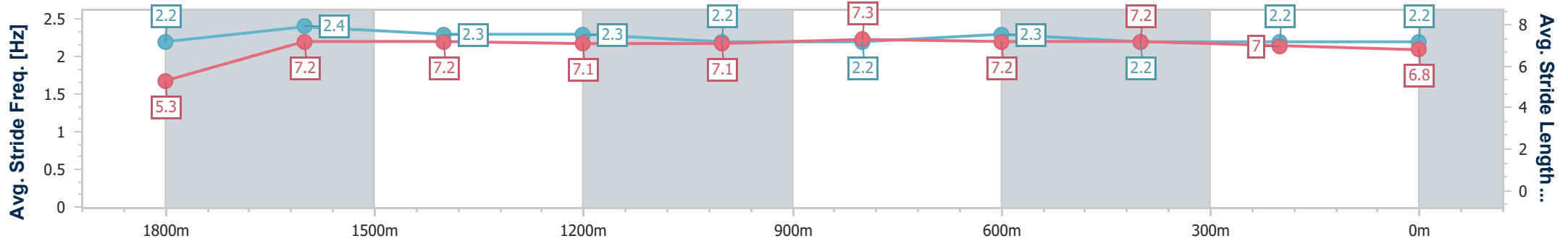
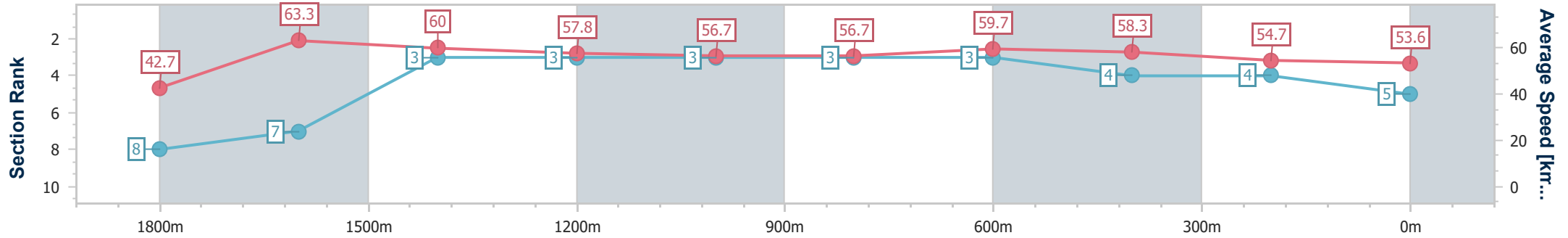
Aquis Park Gold Coast Poly QLD Professional
Race 4: AMALGAMATED GROUP BENCHMARK 58 Handicap - 1900m



01 February 2025 - 15:24

Track Rating: Synthetic, Weather: Fine, Rail Position: +0m Entire

Section	Overall	1800m	1600m	1400m	1200m	1000m	800m	600m	400m	200m
Section Times	2:01.03 [5] (0:08.49)	1:52.54 [8] (0:11.45)	1:41.09 [7] (0:12.01)	1:29.08 [3] (0:12.48)	1:16.60 [3] (0:12.71)	1:03.89 [3] (0:12.71)	0:51.18 [3] (0:12.07)	0:39.11 [3] (0:12.38)	0:26.73 [4] (0:13.17)	0:13.56 [4] (0:13.56)
Average Speed [km/h]	42.7	63.3	60.0	57.8	56.7	56.7	59.7	58.3	54.7	53.6
Top Speed [km/h]	61.3	64.9	62.3	60.2	57.7	59.2	60.0	59.9	56.2	54.3
Avg. Dist. to Rail [m]	3.9	2.8	1.0	0.4	0.4	0.6	0.5	0.5	1.3	2.2
Avg. Stride Freq. [Hz]	2.2	2.4	2.3	2.3	2.2	2.2	2.3	2.2	2.2	2.2
Avg. Stride Length [m]	5.3	7.2	7.2	7.1	7.1	7.3	7.2	7.2	7.0	6.8



- [] Ranking at each section and finish
- .-.- No data available at this section
- NA No data available



Horse/Jockey Name	Gutho
Final Rank	6
Fastest Section Time (Section)	0:08.18 (Overall)
Top Speed [km/h] (Section)	64.2 (1800m)
Race State	Finished



Aquis Park Gold Coast Poly QLD Professional

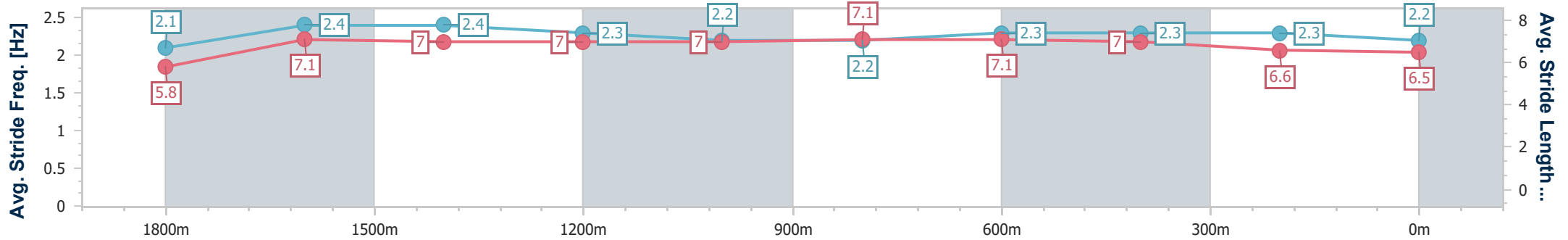
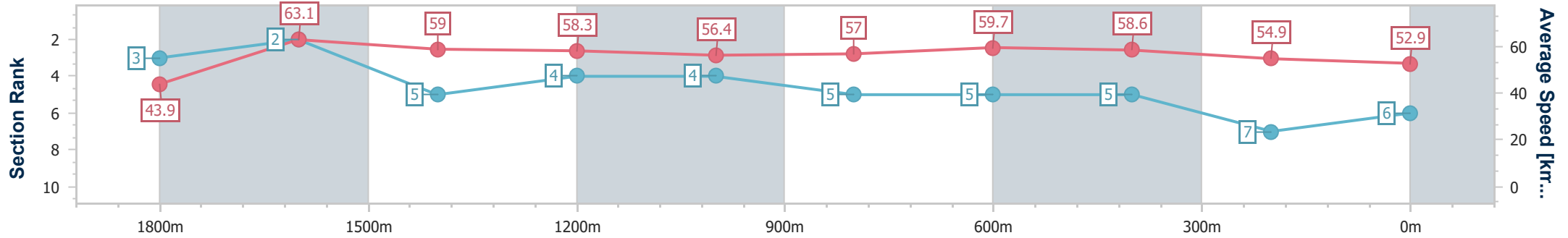
Race 4: AMALGAMATED GROUP BENCHMARK 58 Handicap - 1900m



01 February 2025 - 15:24

Track Rating: Synthetic, Weather: Fine, Rail Position: +0m Entire

Section	Overall	1800m	1600m	1400m	1200m	1000m	800m	600m	400m	200m
Section Times	2:01.42 [6] (0:08.18)	1:53.24 [3] (0:11.49)	1:41.75 [2] (0:12.30)	1:29.45 [5] (0:12.51)	1:16.94 [4] (0:12.73)	1:04.21 [4] (0:12.70)	0:51.51 [5] (0:12.22)	0:39.29 [5] (0:12.49)	0:26.80 [5] (0:13.18)	0:13.62 [7] (0:13.62)
Average Speed [km/h]	43.9	63.1	59.0	58.3	56.4	57.0	59.7	58.6	54.9	52.9
Top Speed [km/h]	61.3	64.2	61.4	60.1	57.9	58.6	60.3	60.2	56.9	56.3
Avg. Dist. to Rail [m]	1.7	2.4	2.4	1.2	1.6	1.9	2.4	3.0	3.6	4.1
Avg. Stride Freq. [Hz]	2.1	2.4	2.4	2.3	2.2	2.2	2.3	2.3	2.3	2.2
Avg. Stride Length [m]	5.8	7.1	7.0	7.0	7.0	7.1	7.1	7.0	6.6	6.5



- [] Ranking at each section and finish
- .-.- No data available at this section
- NA No data available



Horse/Jockey Name	Aces Up
Final Rank	7
Fastest Section Time (Section)	0:08.38 (Overall)
Top Speed [km/h] (Section)	64.9 (1800m)
Race State	Finished



Aquis Park Gold Coast Poly QLD Professional

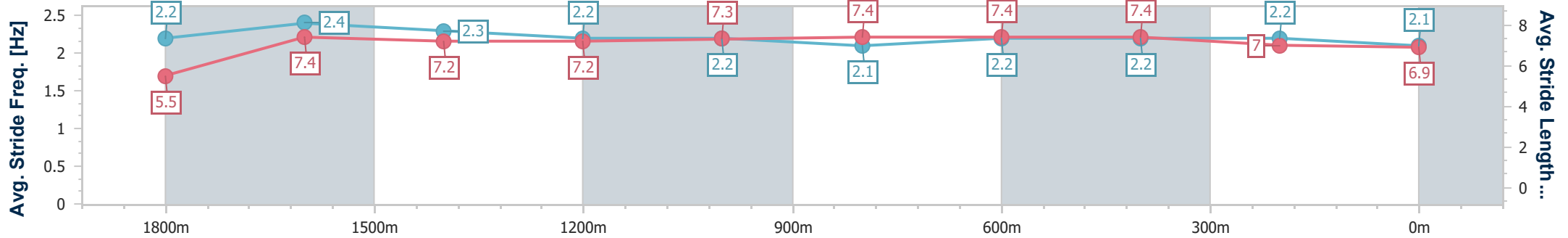
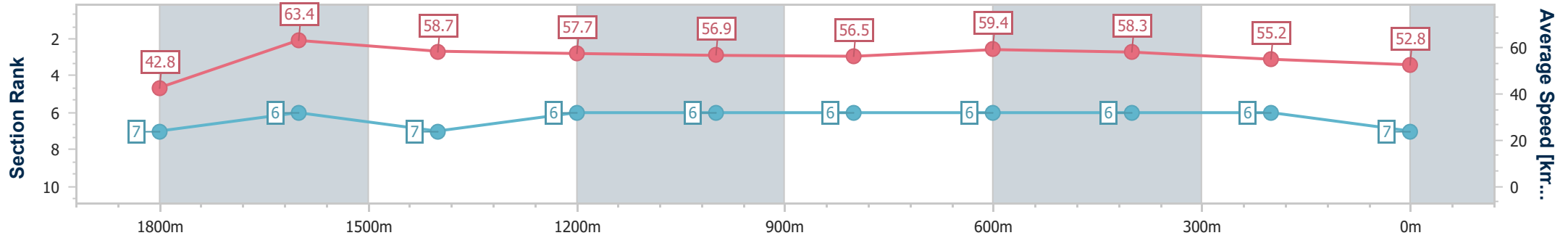
Race 4: AMALGAMATED GROUP BENCHMARK 58 Handicap - 1900m



01 February 2025 - 15:24

Track Rating: Synthetic, Weather: Fine, Rail Position: +0m Entire

Section	Overall	1800m	1600m	1400m	1200m	1000m	800m	600m	400m	200m
Section Times	2:01.42 [7] (0:08.38)	1:53.04 [7] (0:11.49)	1:41.55 [6] (0:12.36)	1:29.19 [7] (0:12.49)	1:16.70 [6] (0:12.68)	1:04.02 [6] (0:12.74)	0:51.28 [6] (0:12.20)	0:39.08 [6] (0:12.36)	0:26.72 [6] (0:13.08)	0:13.64 [6] (0:13.64)
Average Speed [km/h]	42.8	63.4	58.7	57.7	56.9	56.5	59.4	58.3	55.2	52.8
Top Speed [km/h]	60.5	64.9	60.4	59.5	57.7	58.1	60.1	60.2	56.7	54.1
Avg. Dist. to Rail [m]	5.9	3.7	1.5	0.3	0.2	0.2	0.9	0.6	1.6	2.6
Avg. Stride Freq. [Hz]	2.2	2.4	2.3	2.2	2.2	2.1	2.2	2.2	2.2	2.1
Avg. Stride Length [m]	5.5	7.4	7.2	7.2	7.3	7.4	7.4	7.4	7.0	6.9



- [] Ranking at each section and finish
- .-.- No data available at this section
- NA No data available



Horse/Jockey Name	Kareem
Final Rank	8
Fastest Section Time (Section)	0:08.31 (Overall)
Top Speed [km/h] (Section)	65.2 (1800m)
Race State	Finished



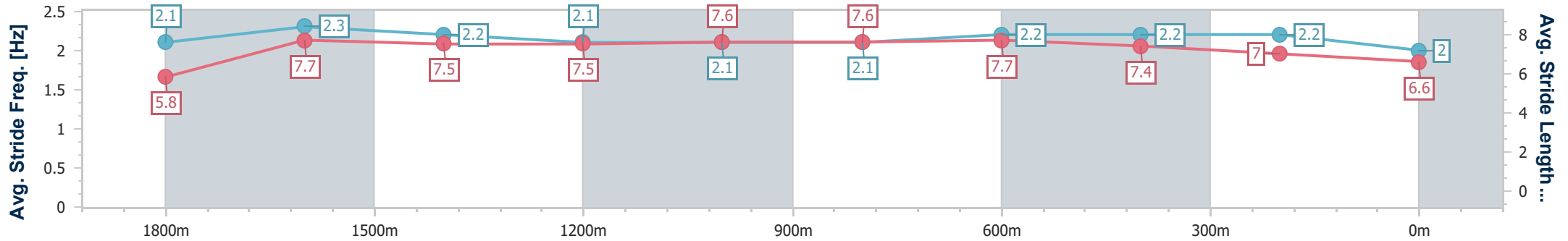
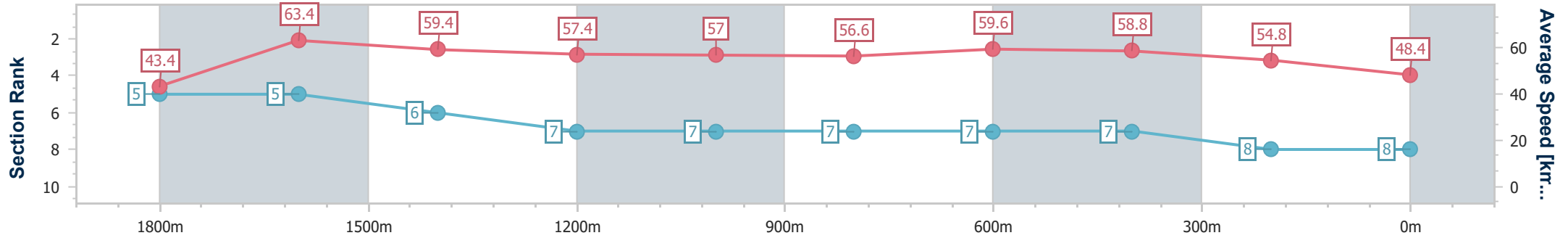
Aquis Park Gold Coast Poly QLD Professional
Race 4: AMALGAMATED GROUP BENCHMARK 58 Handicap - 1900m



01 February 2025 - 15:24

Track Rating: Synthetic, Weather: Fine, Rail Position: +0m Entire

Section	Overall	1800m	1600m	1400m	1200m	1000m	800m	600m	400m	200m
Section Times	2:02.99 [8] (0:08.31)	1:54.68 [5] (0:11.55)	1:43.13 [5] (0:12.30)	1:30.83 [6] (0:12.65)	1:18.18 [7] (0:12.63)	1:05.55 [7] (0:12.75)	0:52.80 [7] (0:12.19)	0:40.61 [7] (0:12.47)	0:28.14 [7] (0:13.21)	0:14.93 [8] (0:14.93)
Average Speed [km/h]	43.4	63.4	59.4	57.4	57.0	56.6	59.6	58.8	54.8	48.4
Top Speed [km/h]	61.3	65.2	61.1	58.8	58.7	58.2	60.7	60.5	56.6	51.9
Avg. Dist. to Rail [m]	6.9	5.1	3.4	1.0	0.6	0.8	2.0	3.2	3.1	3.2
Avg. Stride Freq. [Hz]	2.1	2.3	2.2	2.1	2.1	2.1	2.2	2.2	2.2	2.0
Avg. Stride Length [m]	5.8	7.7	7.5	7.5	7.6	7.6	7.7	7.4	7.0	6.6



- [] Ranking at each section and finish
- .-.- No data available at this section
- NA No data available



Horse/Jockey Name	Chief Command
Final Rank	9
Fastest Section Time (Section)	0:08.65 (Overall)
Top Speed [km/h] (Section)	62.2 (1800m)
Race State	Finished



Aquis Park Gold Coast Poly QLD Professional

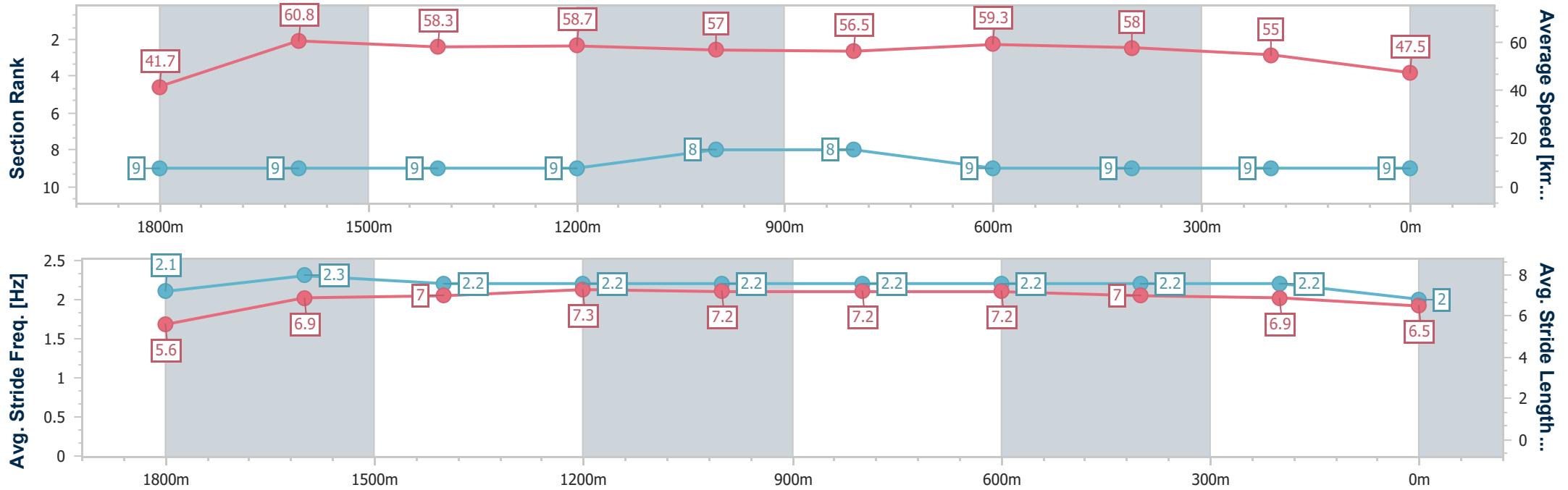
Race 4: AMALGAMATED GROUP BENCHMARK 58 Handicap - 1900m



01 February 2025 - 15:24

Track Rating: Synthetic, Weather: Fine, Rail Position: +0m Entire

Section	Overall	1800m	1600m	1400m	1200m	1000m	800m	600m	400m	200m
Section Times	2:03.81 [9] (0:08.65)	1:55.16 [9] (0:11.85)	1:43.31 [9] (0:12.35)	1:30.96 [9] (0:12.38)	1:18.58 [9] (0:12.61)	1:05.97 [8] (0:12.77)	0:53.20 [8] (0:12.26)	0:40.94 [9] (0:12.56)	0:28.38 [9] (0:13.16)	0:15.22 [9] (0:15.22)
Average Speed [km/h]	41.7	60.8	58.3	58.7	57.0	56.5	59.3	58.0	55.0	47.5
Top Speed [km/h]	56.7	62.2	59.8	60.0	58.7	58.3	59.9	59.8	56.5	52.1
Avg. Dist. to Rail [m]	8.2	1.8	0.4	1.3	3.0	2.1	1.6	2.7	3.5	4.5
Avg. Stride Freq. [Hz]	2.1	2.3	2.2	2.2	2.2	2.2	2.2	2.2	2.2	2.0
Avg. Stride Length [m]	5.6	6.9	7.0	7.3	7.2	7.2	7.2	7.0	6.9	6.5



- [] Ranking at each section and finish
- .-.- No data available at this section
- NA No data available