



Doomben QLD Professional

Race 1: RACECOURSE VILLAGE QTIS Two-Year-Old Handicap - 1200m

01 February 2025 - 12:14



BRISBANE
RACING CLUB

Track Rating: Good 4, Weather: Fine, Rail Position: True

Section		Overall	1000m	800m	600m	400m	200m	Last 600m					
Field Times		1:11.35 (0:13.67)	0:57.68 (0:11.76)	0:45.92 (0:12.03)	0:33.89 (0:11.86)	0:22.03 (0:10.96)	0:11.07 (0:11.07)	0:33.89					
Rank	TAB Horse/Jockey	Barrier	Top Speed [km/h]	Fastest Section	Margin							Distance Travelled [m]	
1	5 IDYLLIC AFFAIR Michael Rodd	5	67.9 400m	0:10.91 400m	1:11.35 [1] (0:14.03)	0:57.32 [4] (0:11.78)	0:45.54 [4] (0:12.01)	0:33.53 [4] (0:11.67)	0:21.86 [3] (0:10.91)	0:10.95 [3] (0:10.95)	1:11.35	0:33.53	
2	6 BOOMSHANKA James Orman	3	68.4 400m	0:10.77 400m	1:11.40 [2] (0:14.02)	0:57.38 [3] (0:11.76)	0:45.62 [3] (0:11.93)	0:33.69 [3] (0:11.80)	0:21.89 [4] (0:10.77)	0:11.12 [1] (0:11.12)	0.25L	0:33.69	+1
3	7 MAKING NEWS Angela Jones	6	67.0 400m	0:11.04 400m	1:11.81 [3] (0:13.67)	0:58.14 [1] (0:11.76)	0:46.38 [1] (0:12.03)	0:34.35 [1] (0:11.86)	0:22.49 [1] (0:11.04)	0:11.45 [2] (0:11.45)	2.71L	0:34.35	-4
4	2 MR WORTHINGTON Justin Huxtable	1	66.1 200m	0:11.15 400m	1:12.02 [4] (0:13.83)	0:58.19 [2] (0:11.86)	0:46.33 [2] (0:12.02)	0:34.31 [2] (0:11.72)	0:22.59 [2] (0:11.15)	0:11.44 [4] (0:11.44)	3.89L	0:34.31	-4
5	8 PIERTAGA Samantha Collett	4	66.6 400m	0:11.05 400m	1:12.71 [5] (0:14.36)	0:58.35 [6] (0:11.74)	0:46.61 [6] (0:11.95)	0:34.66 [6] (0:11.66)	0:23.00 [5] (0:11.05)	0:11.95 [5] (0:11.95)	7.96L	0:34.66	-1
6	4 RASCAL BOI Robbie Dolan	2	65.6 400m	0:11.20 400m	1:12.77 [6] (0:14.12)	0:58.65 [5] (0:11.85)	0:46.80 [5] (0:11.98)	0:34.82 [5] (0:11.76)	0:23.06 [6] (0:11.20)	0:11.86 [6] (0:11.86)	8.31L	0:34.82	-1

Scratched: Dushenka (#1), Bent Bridge (#3)

[] Ranking at each section and finish
 -:-:-:- No data available at this section
 NA No data available

SCN Saddle cloth number
 DNF Did not finish
 DNT Did not track



Horse/Jockey Name	Idyllic Affair
Final Rank	1
Fastest Section Time (Section)	0:10.91 (400m)
Top Speed [km/h] (Section)	67.9 (400m)
Race State	Finished



Doomben QLD Professional
Race 1: RACECOURSE VILLAGE QTIS Two-Year-Old Handicap
- 1200m

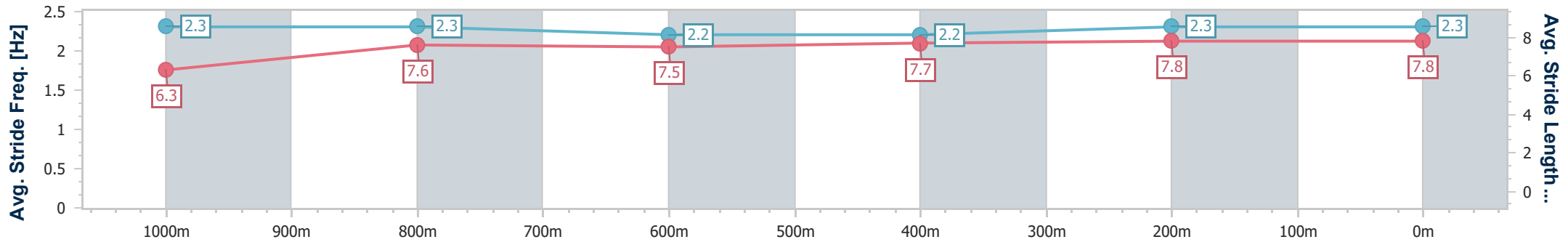
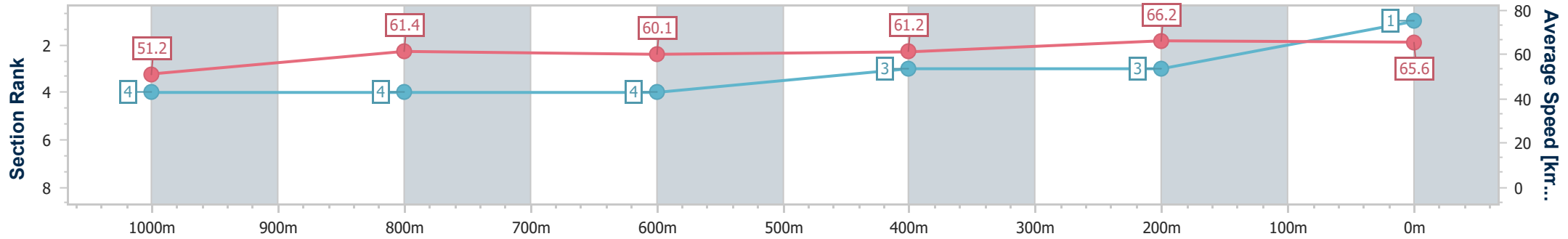


01 February 2025 - 12:14

BRISBANE
RACING CLUB

Track Rating: Good 4, Weather: Fine, Rail Position: True

Section	Overall	1000m	800m	600m	400m	200m
Section Times	1:11.35 [1] (0:14.03)	0:57.32 [4] (0:11.78)	0:45.54 [4] (0:12.01)	0:33.53 [4] (0:11.67)	0:21.86 [3] (0:10.91)	0:10.95 [3] (0:10.95)
Average Speed [km/h]	51.2	61.4	60.1	61.2	66.2	65.6
Top Speed [km/h]	62.8	63.1	60.9	63.5	67.9	67.7
Avg. Dist. to Rail [m]	4.7	1.7	0.5	0.9	0.6	1.5
Avg. Stride Freq. [Hz]	2.3	2.3	2.2	2.2	2.3	2.3
Avg. Stride Length [m]	6.3	7.6	7.5	7.7	7.8	7.8



- [] Ranking at each section and finish
- .-.- No data available at this section
- NA No data available



Horse/Jockey Name	Boomshanka
Final Rank	2
Fastest Section Time (Section)	0:10.77 (400m)
Top Speed [km/h] (Section)	68.4 (400m)
Race State	Finished



Doomben QLD Professional
Race 1: RACECOURSE VILLAGE QTIS Two-Year-Old Handicap
 - 1200m

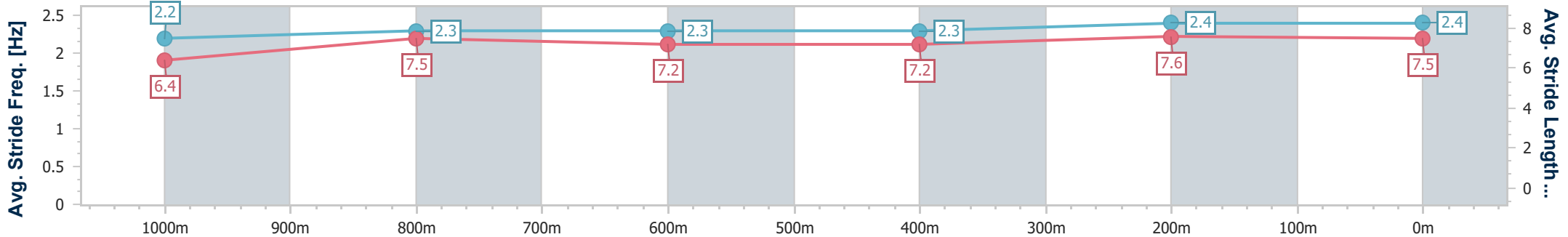
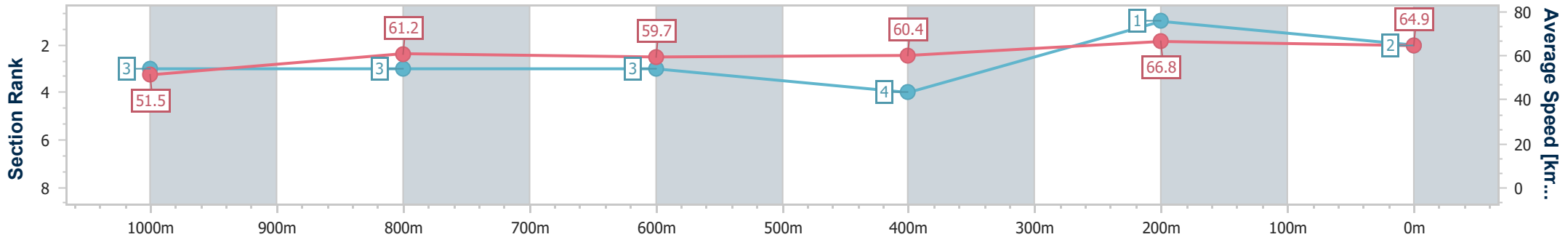


01 February 2025 - 12:14

BRISBANE
RACING CLUB

Track Rating: Good 4, Weather: Fine, Rail Position: True

Section	Overall	1000m	800m	600m	400m	200m
Section Times	1:11.40 [2] (0:14.02)	0:57.38 [3] (0:11.76)	0:45.62 [3] (0:11.93)	0:33.69 [3] (0:11.80)	0:21.89 [4] (0:10.77)	0:11.12 [1] (0:11.12)
Average Speed [km/h]	51.5	61.2	59.7	60.4	66.8	64.9
Top Speed [km/h]	62.9	63.0	60.8	62.3	68.4	67.3
Avg. Dist. to Rail [m]	4.1	1.1	1.5	1.9	1.4	2.1
Avg. Stride Freq. [Hz]	2.2	2.3	2.3	2.3	2.4	2.4
Avg. Stride Length [m]	6.4	7.5	7.2	7.2	7.6	7.5



- [] Ranking at each section and finish
- .-.- No data available at this section
- NA No data available



Horse/Jockey Name	Making News
Final Rank	3
Fastest Section Time (Section)	0:11.04 (400m)
Top Speed [km/h] (Section)	67.0 (400m)
Race State	Finished



Doomben QLD Professional
Race 1: RACECOURSE VILLAGE QTIS Two-Year-Old Handicap
 - 1200m

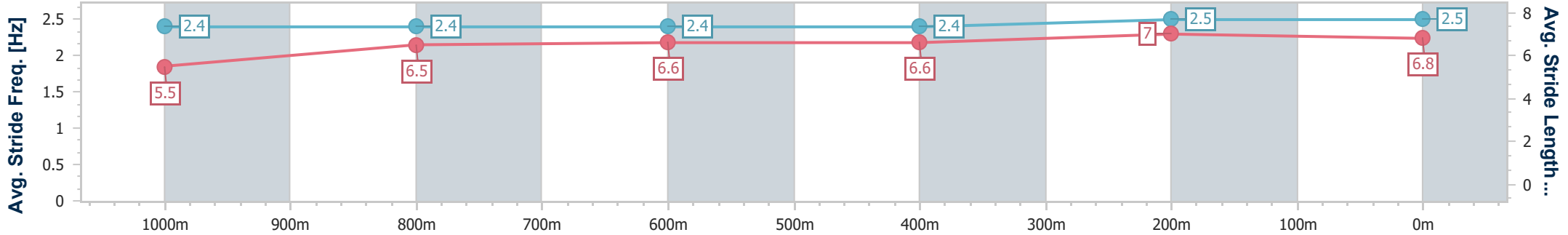
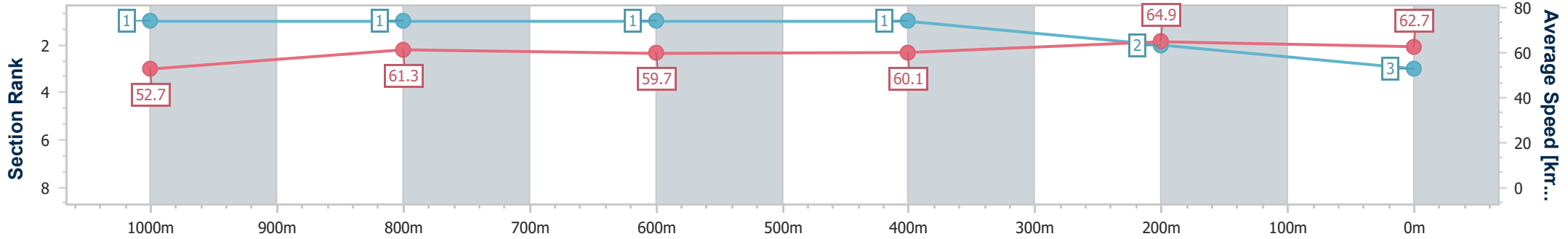


BRISBANE
RACING CLUB

01 February 2025 - 12:14

Track Rating: Good 4, Weather: Fine, Rail Position: True

Section	Overall	1000m	800m	600m	400m	200m
Section Times	1:11.81 [3] (0:13.67)	0:58.14 [1] (0:11.76)	0:46.38 [1] (0:12.03)	0:34.35 [1] (0:11.86)	0:22.49 [1] (0:11.04)	0:11.45 [2] (0:11.45)
Average Speed [km/h]	52.7	61.3	59.7	60.1	64.9	62.7
Top Speed [km/h]	63.3	62.3	60.5	61.9	67.0	66.6
Avg. Dist. to Rail [m]	5.2	0.8	0.5	1.8	2.2	2.1
Avg. Stride Freq. [Hz]	2.4	2.4	2.4	2.4	2.5	2.5
Avg. Stride Length [m]	5.5	6.5	6.6	6.6	7.0	6.8



- [] Ranking at each section and finish
- .-.- No data available at this section
- NA No data available



Horse/Jockey Name	Mr Worthington
Final Rank	4
Fastest Section Time (Section)	0:11.15 (400m)
Top Speed [km/h] (Section)	66.1 (200m)
Race State	Finished



Doomben QLD Professional
Race 1: RACECOURSE VILLAGE QTIS Two-Year-Old Handicap
 - 1200m

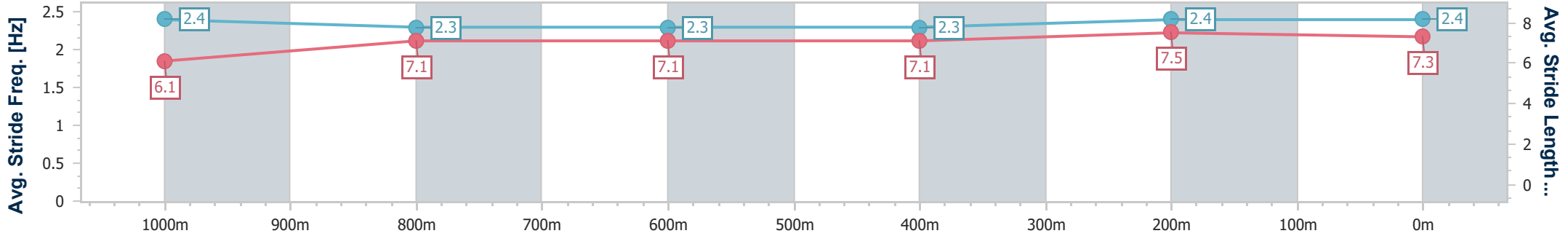
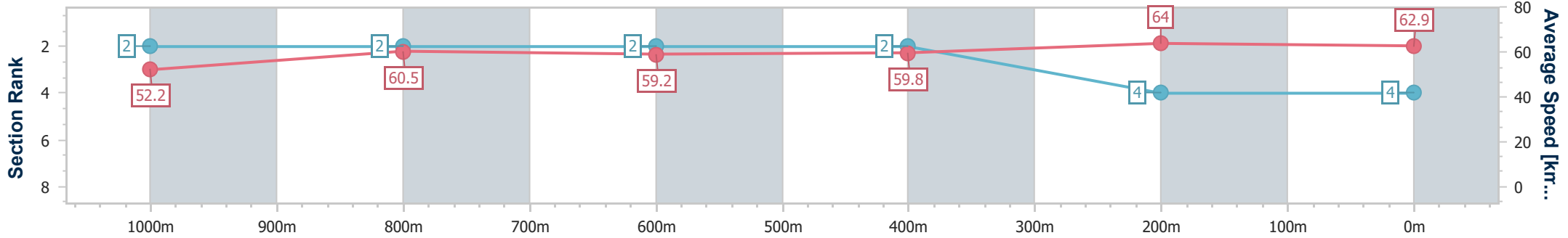


01 February 2025 - 12:14

BRISBANE
RACING CLUB

Track Rating: Good 4, Weather: Fine, Rail Position: True

Section	Overall	1000m	800m	600m	400m	200m
Section Times	1:12.02 [4] (0:13.83)	0:58.19 [2] (0:11.86)	0:46.33 [2] (0:12.02)	0:34.31 [2] (0:11.72)	0:22.59 [2] (0:11.15)	0:11.44 [4] (0:11.44)
Average Speed [km/h]	52.2	60.5	59.2	59.8	64.0	62.9
Top Speed [km/h]	64.2	62.6	60.1	61.4	65.6	66.1
Avg. Dist. to Rail [m]	1.7	0.6	2.7	4.5	3.3	0.5
Avg. Stride Freq. [Hz]	2.4	2.3	2.3	2.3	2.4	2.4
Avg. Stride Length [m]	6.1	7.1	7.1	7.1	7.5	7.3



- [] Ranking at each section and finish
- .-.-.- No data available at this section
- NA No data available



Horse/Jockey Name	Piertaga
Final Rank	5
Fastest Section Time (Section)	0:11.05 (400m)
Top Speed [km/h] (Section)	66.6 (400m)
Race State	Finished



Doomben QLD Professional
Race 1: RACECOURSE VILLAGE QTIS Two-Year-Old Handicap
 - 1200m

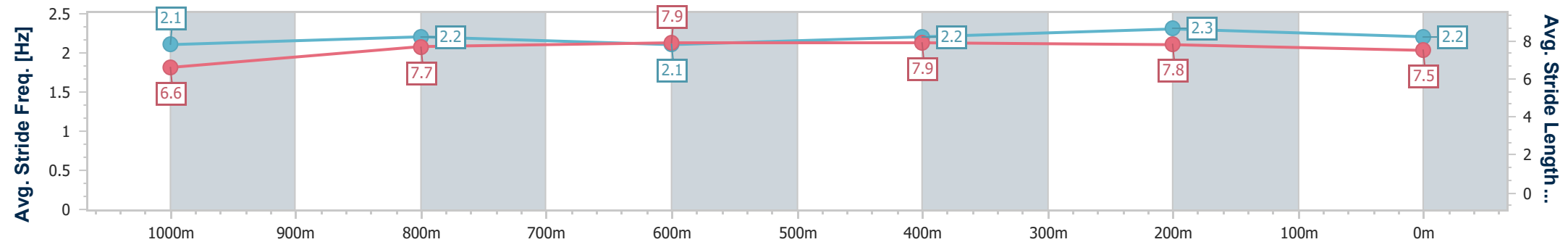
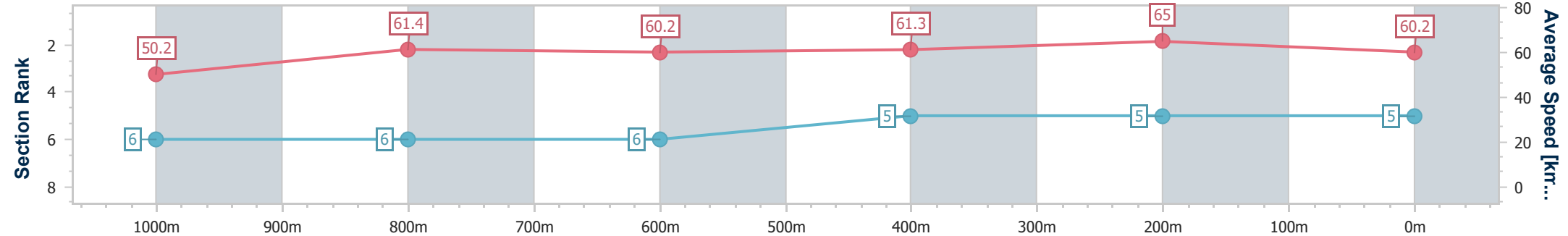


BRISBANE
 RACING CLUB

01 February 2025 - 12:14

Track Rating: Good 4, Weather: Fine, Rail Position: True

Section	Overall	1000m	800m	600m	400m	200m
Section Times	1:12.71 [5] (0:14.36)	0:58.35 [6] (0:11.74)	0:46.61 [6] (0:11.95)	0:34.66 [6] (0:11.66)	0:23.00 [5] (0:11.05)	0:11.95 [5] (0:11.95)
Average Speed [km/h]	50.2	61.4	60.2	61.3	65.0	60.2
Top Speed [km/h]	62.8	62.8	61.1	64.9	66.6	63.4
Avg. Dist. to Rail [m]	3.8	1.2	0.6	1.1	1.6	2.6
Avg. Stride Freq. [Hz]	2.1	2.2	2.1	2.2	2.3	2.2
Avg. Stride Length [m]	6.6	7.7	7.9	7.9	7.8	7.5



- [] Ranking at each section and finish
- .-.-.- No data available at this section
- NA No data available



Horse/Jockey Name	Rascal Boi
Final Rank	6
Fastest Section Time (Section)	0:11.20 (400m)
Top Speed [km/h] (Section)	65.6 (400m)
Race State	Finished



Doomben QLD Professional
Race 1: RACECOURSE VILLAGE QTIS Two-Year-Old Handicap
 - 1200m

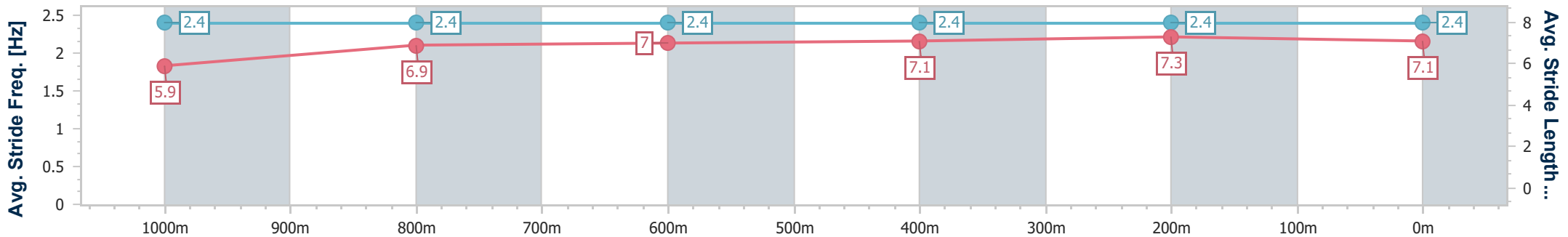
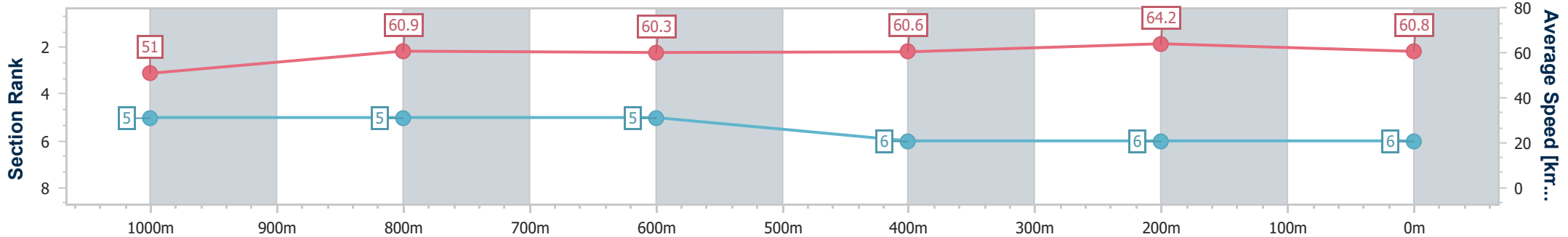
01 February 2025 - 12:14

Track Rating: Good 4, Weather: Fine, Rail Position: True



BRISBANE
RACING CLUB

Section	Overall	1000m	800m	600m	400m	200m
Section Times	1:12.77 [6] (0:14.12)	0:58.65 [5] (0:11.85)	0:46.80 [5] (0:11.98)	0:34.82 [5] (0:11.76)	0:23.06 [6] (0:11.20)	0:11.86 [6] (0:11.86)
Average Speed [km/h]	51.0	60.9	60.3	60.6	64.2	60.8
Top Speed [km/h]	63.5	63.4	60.7	64.2	65.6	63.9
Avg. Dist. to Rail [m]	3.7	1.7	0.4	1.4	1.1	1.6
Avg. Stride Freq. [Hz]	2.4	2.4	2.4	2.4	2.4	2.4
Avg. Stride Length [m]	5.9	6.9	7.0	7.1	7.3	7.1



- [] Ranking at each section and finish
- .-.- No data available at this section
- NA No data available