



**Doomben QLD Professional**  
**Race 4: THANKS NEVILLE BELL Class 6 Handicap (WEIGHTS RAISED 0.5KG) - 1600m**  
**01 February 2025 - 13:58**



BRISBANE  
RACING CLUB

Track Rating: Good 4, Weather: Fine, Rail Position: True

Section		Overall	1400m	1200m	1000m	800m	600m	400m	Last 600m				
Field Times		1:35.43 (0:14.22)	1:21.21 (0:11.69)	1:09.52 (0:11.85)	0:57.67 (0:12.06)	0:45.61 (0:11.84)	0:33.77 (0:11.16)	0:22.61 (0:11.04)	0:33.77				
Rank	TAB Horse/Jockey	Barrier	Top Speed [km/h]	Fastest Section	Distance Travelled [m]								
1	2 TORABELLA Emily Lang	3	66.2 600m	0:11.04 400m	1:35.43 [1] (0:14.22)	1:21.21 [1] (0:11.69)	1:09.52 [1] (0:12.23)	0:57.29 [4] (0:12.09)	0:45.20 [5] (0:11.45)	0:33.75 [2] (0:11.14)	0:22.61 [1] (0:11.04)	0:33.75	
2	4 TENZING James Orman	5	67.4 400m	0:10.83 400m	1:35.49 [2] (0:14.43)	1:21.06 [4] (0:11.72)	1:09.34 [4] (0:11.75)	0:57.59 [3] (0:12.09)	0:45.50 [3] (0:11.88)	0:33.62 [4] (0:11.32)	0:22.30 [4] (0:10.83)	0:33.62	+7
3	3 CUNNAMULLA FELLA Nikita Beriman	1	67.0 400m	0:11.02 400m	1:35.50 [3] (0:14.38)	1:21.12 [3] (0:11.59)	1:09.53 [3] (0:11.92)	0:57.61 [2] (0:12.09)	0:45.52 [2] (0:11.68)	0:33.84 [1] (0:11.36)	0:22.48 [2] (0:11.02)	0:33.84	+1
4	8 NAVAL SEAL Cody Collis	6	66.9 400m	0:10.90 400m	1:35.72 [4] (0:14.80)	1:20.92 [6] (0:11.64)	1:09.28 [6] (0:11.78)	0:57.50 [6] (0:12.14)	0:45.36 [6] (0:11.77)	0:33.59 [6] (0:11.20)	0:22.39 [5] (0:10.90)	0:33.59	+2
5	11 BEAN FOGGY Angela Jones	7	67.1 400m	0:10.89 400m	1:35.93 [5] (0:14.92)	1:21.01 [7] (0:11.80)	1:09.21 [7] (0:11.90)	0:57.31 [7] (0:12.15)	0:45.16 [7] (0:11.64)	0:33.52 [7] (0:11.24)	0:22.28 [7] (0:10.89)	0:33.52	+5
6	6 HARBOURMASTER Bailey Wheeler	4	65.2 400m	0:11.29 400m	1:36.06 [6] (0:14.31)	1:21.75 [2] (0:11.64)	1:10.11 [2] (0:11.81)	0:58.30 [1] (0:12.06)	0:46.24 [1] (0:11.87)	0:34.37 [3] (0:11.40)	0:22.97 [3] (0:11.29)	0:34.37	+4
7	5 SOLAR APEX Justin Huxtable	2	66.4 400m	0:11.03 400m	1:36.12 [7] (0:14.60)	1:21.52 [5] (0:11.75)	1:09.77 [5] (0:11.82)	0:57.95 [5] (0:12.01)	0:45.94 [4] (0:11.80)	0:34.14 [5] (0:11.36)	0:22.78 [6] (0:11.03)	0:34.14	+4

Scratched: Viminele (#1), Mychyna (#7), Three Graces (#9), Whisky Dream (#10)

[ ] Ranking at each section and finish  
 -:-:- No data available at this section  
 NA No data available

SCN Saddle cloth number  
 DNF Did not finish  
 DNT Did not track



**Doomben QLD Professional**  
**Race 4: THANKS NEVILLE BELL Class 6 Handicap (WEIGHTS RAISED 0.5KG) - 1600m**

01 February 2025 - 13:58



BRISBANE  
RACING CLUB

Track Rating: Good 4, Weather: Fine, Rail Position: True

Section				200m				Last 600m	
Field Times				0:11.57 (0:11.57)				0:33.77	
Rank	TAB	Horse/Jockey	Barrier	Top Speed [km/h]	Fastest Section	Margin			Distance Travelled [m]
1	2	<b>TORABELLA</b> Emily Lang	3	66.2 600m	0:11.04 400m	0:11.57 [1] (0:11.57)	1:35.43		0:33.75
2	4	<b>TENZING</b> James Orman	5	67.4 400m	0:10.83 400m	0:11.47 [2] (0:11.47)	0.34L		0:33.62 +7
3	3	<b>CUNNAMULLA FELLA</b> Nikita Beriman	1	67.0 400m	0:11.02 400m	0:11.46 [3] (0:11.46)	0.42L		0:33.84 +1
4	8	<b>NAVAL SEAL</b> Cody Collis	6	66.9 400m	0:10.90 400m	0:11.49 [4] (0:11.49)	1.71L		0:33.59 +2
5	11	<b>BEAN FOGGY</b> Angela Jones	7	67.1 400m	0:10.89 400m	0:11.39 [7] (0:11.39)	2.95L		0:33.52 +5
6	6	<b>HARBOURMASTER</b> Bailey Wheeler	4	65.2 400m	0:11.29 400m	0:11.68 [6] (0:11.68)	3.7L		0:34.37 +4
7	5	<b>SOLAR APEX</b> Justin Huxtable	2	66.4 400m	0:11.03 400m	0:11.75 [5] (0:11.75)	4.06L		0:34.14 +4

Scratched: Viminele (#1), Mychyna (#7), Three Graces (#9), Whisky Dream (#10)



Horse/Jockey Name	Torabella
Final Rank	1
Fastest Section Time (Section)	0:11.04 (400m)
Top Speed [km/h] (Section)	66.2 (600m)
Race State	Finished



**Doomben QLD Professional**  
**Race 4: THANKS NEVILLE BELL Class 6 Handicap (WEIGHTS RAISED 0.5KG) - 1600m**

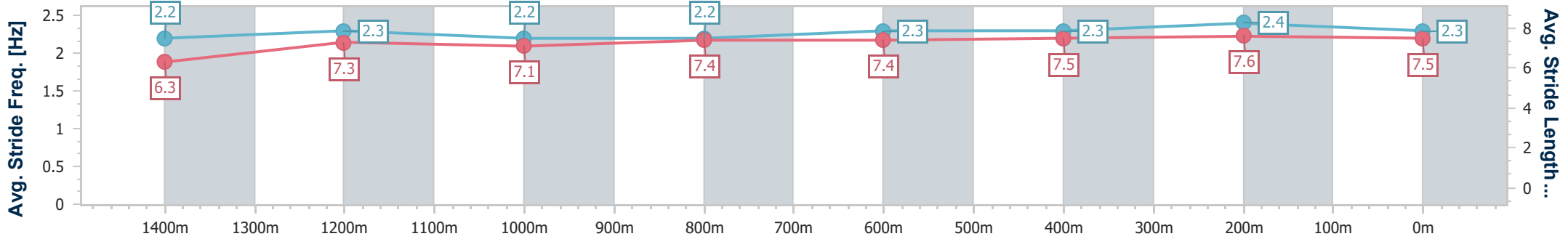
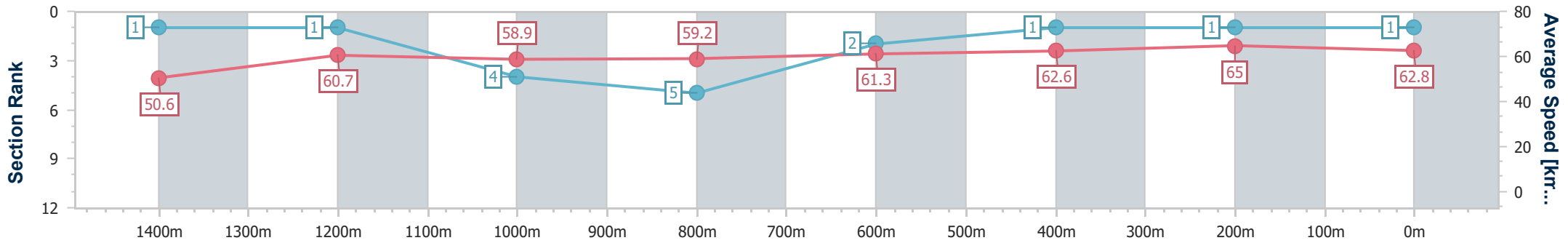


**BRISBANE RACING CLUB**

01 February 2025 - 13:58

Track Rating: Good 4, Weather: Fine, Rail Position: True

Section	Overall	1400m	1200m	1000m	800m	600m	400m	200m
Section Times	1:35.43 [1] (0:14.22)	1:21.21 [1] (0:11.69)	1:09.52 [1] (0:12.23)	0:57.29 [4] (0:12.09)	0:45.20 [5] (0:11.45)	0:33.75 [2] (0:11.14)	0:22.61 [1] (0:11.04)	0:11.57 [1] (0:11.57)
Average Speed [km/h]	50.6	60.7	58.9	59.2	61.3	62.6	65.0	62.8
Top Speed [km/h]	62.4	62.1	60.0	60.7	62.4	66.2	65.7	65.3
Avg. Dist. to Rail [m]	1.4	2.1	1.4	0.9	5.3	5.0	1.3	0.6
Avg. Stride Freq. [Hz]	2.2	2.3	2.2	2.2	2.3	2.3	2.4	2.3
Avg. Stride Length [m]	6.3	7.3	7.1	7.4	7.4	7.5	7.6	7.5



- [ ] Ranking at each section and finish
- .-.- No data available at this section
- NA No data available



Horse/Jockey Name	Tenzing
Final Rank	2
Fastest Section Time (Section)	0:10.83 (400m)
Top Speed [km/h] (Section)	67.4 (400m)
Race State	Finished



**Doomben QLD Professional**  
**Race 4: THANKS NEVILLE BELL Class 6 Handicap (WEIGHTS RAISED 0.5KG) - 1600m**

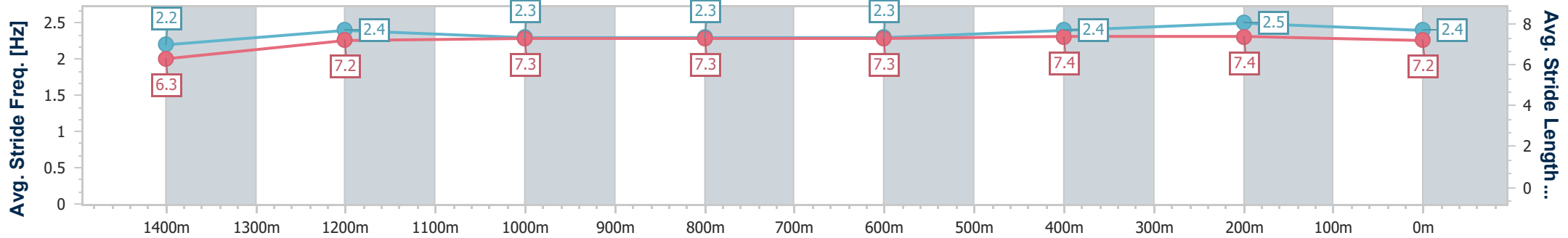
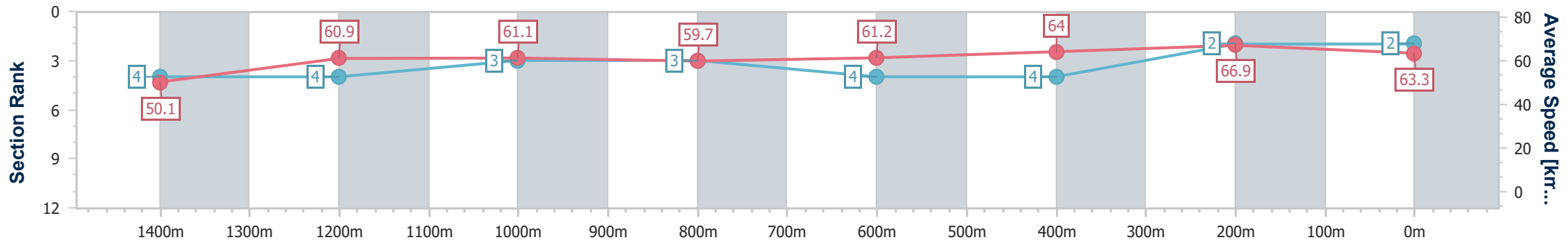


**BRISBANE RACING CLUB**

01 February 2025 - 13:58

Track Rating: Good 4, Weather: Fine, Rail Position: True

Section	Overall	1400m	1200m	1000m	800m	600m	400m	200m
Section Times	1:35.49 [2] (0:14.43)	1:21.06 [4] (0:11.72)	1:09.34 [4] (0:11.75)	0:57.59 [3] (0:12.09)	0:45.50 [3] (0:11.88)	0:33.62 [4] (0:11.32)	0:22.30 [4] (0:10.83)	0:11.47 [2] (0:11.47)
Average Speed [km/h]	50.1	60.9	61.1	59.7	61.2	64.0	66.9	63.3
Top Speed [km/h]	62.3	61.7	62.3	60.3	63.2	67.3	67.4	66.1
Avg. Dist. to Rail [m]	2.5	1.2	0.5	0.5	1.5	1.6	3.0	3.8
Avg. Stride Freq. [Hz]	2.2	2.4	2.3	2.3	2.3	2.4	2.5	2.4
Avg. Stride Length [m]	6.3	7.2	7.3	7.3	7.3	7.4	7.4	7.2



- [ ] Ranking at each section and finish
- .-.- No data available at this section
- NA No data available



Horse/Jockey Name	Cunnamulla Fella
Final Rank	3
Fastest Section Time (Section)	0:11.02 (400m)
Top Speed [km/h] (Section)	67.0 (400m)
Race State	Finished



**Doomben QLD Professional**  
**Race 4: THANKS NEVILLE BELL Class 6 Handicap (WEIGHTS RAISED 0.5KG) - 1600m**

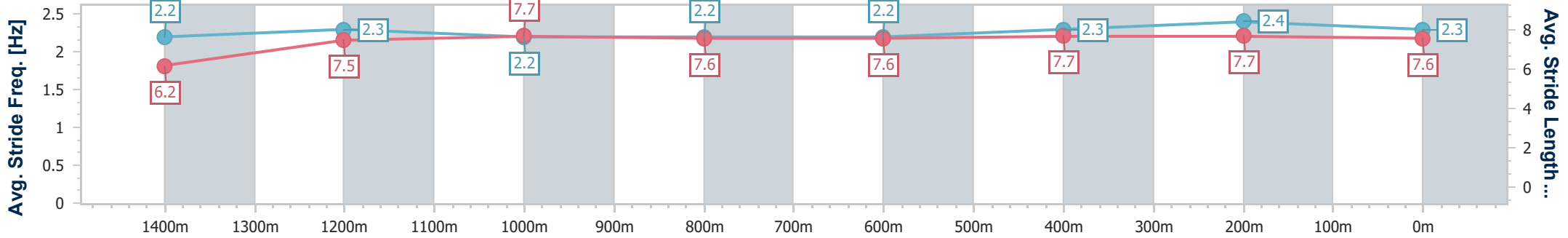
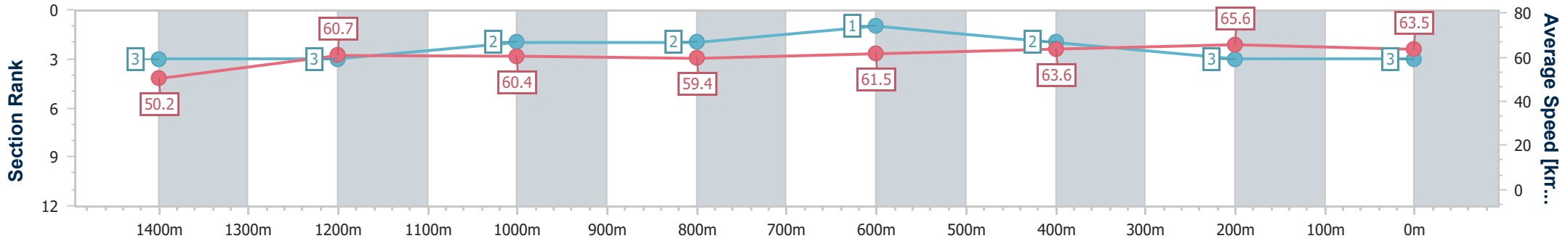


**BRISBANE RACING CLUB**

01 February 2025 - 13:58

Track Rating: Good 4, Weather: Fine, Rail Position: True

Section	Overall	1400m	1200m	1000m	800m	600m	400m	200m
Section Times	1:35.50 [3] (0:14.38)	1:21.12 [3] (0:11.59)	1:09.53 [3] (0:11.92)	0:57.61 [2] (0:12.09)	0:45.52 [2] (0:11.68)	0:33.84 [1] (0:11.36)	0:22.48 [2] (0:11.02)	0:11.46 [3] (0:11.46)
Average Speed [km/h]	50.2	60.7	60.4	59.4	61.5	63.6	65.6	63.5
Top Speed [km/h]	61.1	61.6	61.3	59.9	63.3	65.5	67.0	66.1
Avg. Dist. to Rail [m]	0.9	2.9	1.5	1.2	0.5	0.6	4.4	3.1
Avg. Stride Freq. [Hz]	2.2	2.3	2.2	2.2	2.2	2.3	2.4	2.3
Avg. Stride Length [m]	6.2	7.5	7.7	7.6	7.6	7.7	7.7	7.6



- [ ] Ranking at each section and finish
- .-.- No data available at this section
- NA No data available



Horse/Jockey Name	Naval Seal
Final Rank	4
Fastest Section Time (Section)	0:10.90 (400m)
Top Speed [km/h] (Section)	66.9 (400m)
Race State	Finished



**Doomben QLD Professional**  
**Race 4: THANKS NEVILLE BELL Class 6 Handicap (WEIGHTS RAISED 0.5KG) - 1600m**

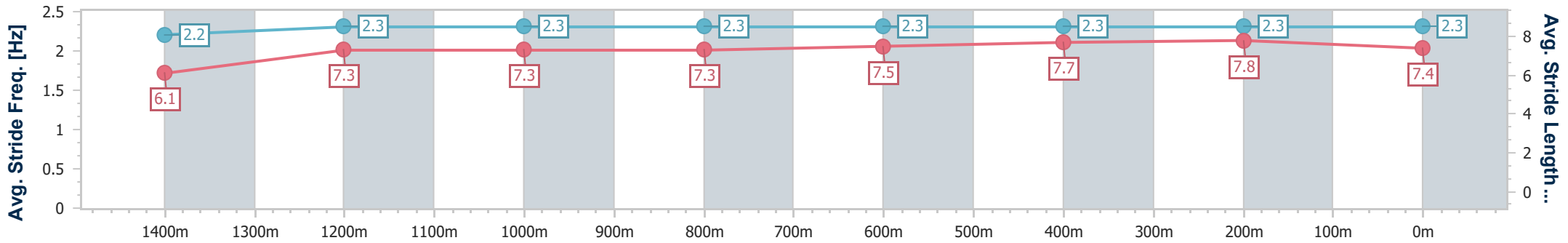
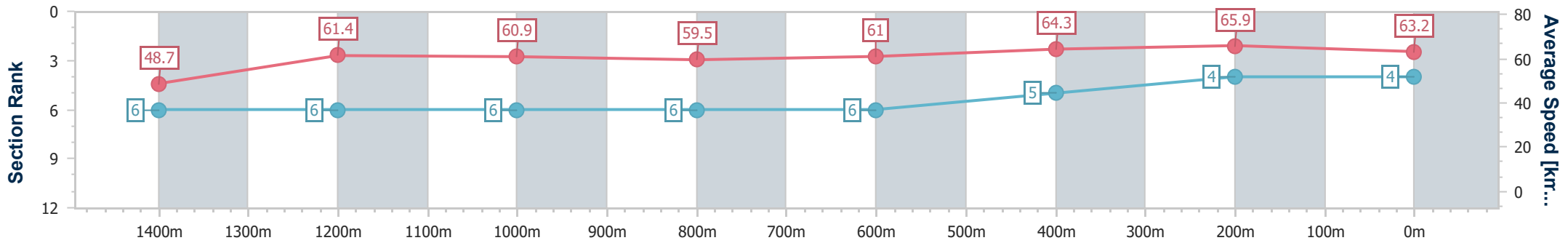
01 February 2025 - 13:58

Track Rating: Good 4, Weather: Fine, Rail Position: True



BRISBANE  
RACING CLUB

Section	Overall	1400m	1200m	1000m	800m	600m	400m	200m
Section Times	1:35.72 [4] (0:14.80)	1:20.92 [6] (0:11.64)	1:09.28 [6] (0:11.78)	0:57.50 [6] (0:12.14)	0:45.36 [6] (0:11.77)	0:33.59 [6] (0:11.20)	0:22.39 [5] (0:10.90)	0:11.49 [4] (0:11.49)
Average Speed [km/h]	48.7	61.4	60.9	59.5	61.0	64.3	65.9	63.2
Top Speed [km/h]	62.5	62.5	61.8	61.6	63.3	65.8	66.9	66.2
Avg. Dist. to Rail [m]	2.5	1.4	0.3	0.3	0.2	0.5	2.6	5.1
Avg. Stride Freq. [Hz]	2.2	2.3	2.3	2.3	2.3	2.3	2.3	2.3
Avg. Stride Length [m]	6.1	7.3	7.3	7.3	7.5	7.7	7.8	7.4



- [ ] Ranking at each section and finish
- .-.- No data available at this section
- NA No data available



Horse/Jockey Name	Bean Foggy
Final Rank	5
Fastest Section Time (Section)	0:10.89 (400m)
Top Speed [km/h] (Section)	67.1 (400m)
Race State	Finished

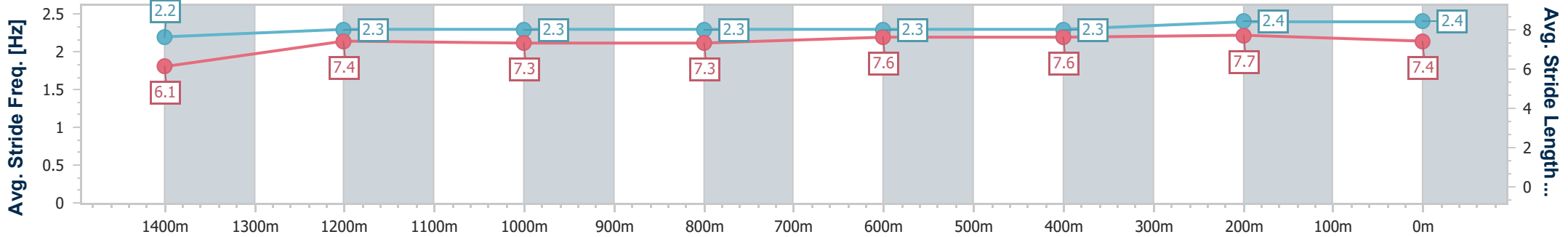
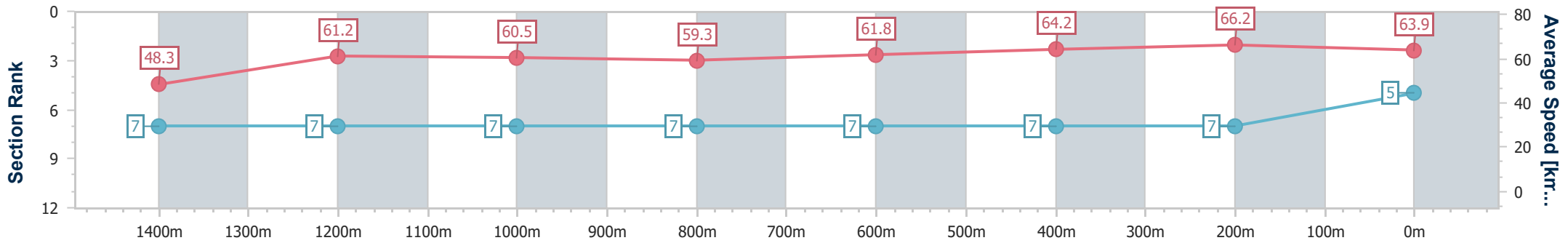


**Doomben QLD Professional**  
**Race 4: THANKS NEVILLE BELL Class 6 Handicap (WEIGHTS RAISED 0.5KG) - 1600m**  
 01 February 2025 - 13:58  
 Track Rating: Good 4, Weather: Fine, Rail Position: True



BRISBANE  
RACING CLUB

Section	Overall	1400m	1200m	1000m	800m	600m	400m	200m
Section Times	1:35.93 [5] (0:14.92)	1:21.01 [7] (0:11.80)	1:09.21 [7] (0:11.90)	0:57.31 [7] (0:12.15)	0:45.16 [7] (0:11.64)	0:33.52 [7] (0:11.24)	0:22.28 [7] (0:10.89)	0:11.39 [7] (0:11.39)
Average Speed [km/h]	48.3	61.2	60.5	59.3	61.8	64.2	66.2	63.9
Top Speed [km/h]	63.3	63.1	62.2	60.4	63.3	65.9	67.1	65.6
Avg. Dist. to Rail [m]	3.7	0.9	1.4	0.4	0.4	0.2	1.8	2.0
Avg. Stride Freq. [Hz]	2.2	2.3	2.3	2.3	2.3	2.3	2.4	2.4
Avg. Stride Length [m]	6.1	7.4	7.3	7.3	7.6	7.6	7.7	7.4



- [ ] Ranking at each section and finish
- .-.-.- No data available at this section
- NA No data available



Horse/Jockey Name	Harbourmaster
Final Rank	6
Fastest Section Time (Section)	0:11.29 (400m)
Top Speed [km/h] (Section)	65.2 (400m)
Race State	Finished



**Doomben QLD Professional**  
**Race 4: THANKS NEVILLE BELL Class 6 Handicap (WEIGHTS RAISED 0.5KG) - 1600m**

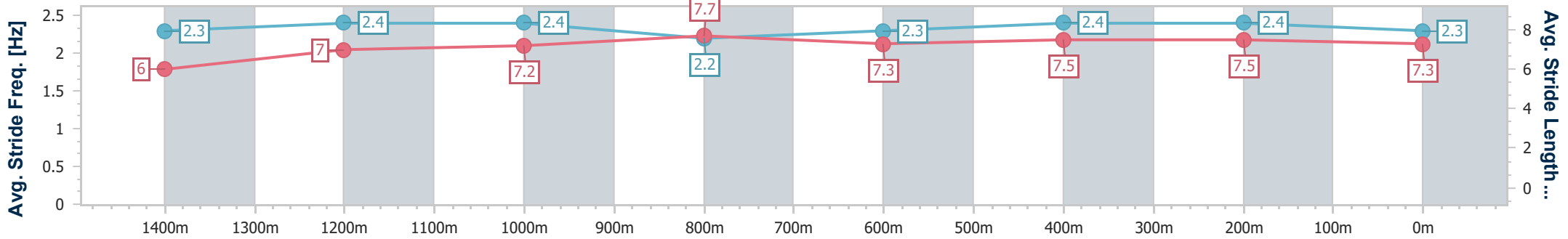
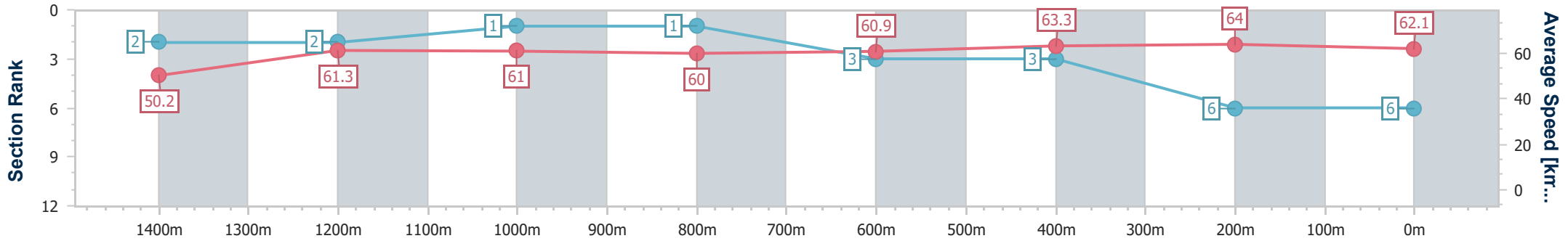


**BRISBANE RACING CLUB**

01 February 2025 - 13:58

Track Rating: Good 4, Weather: Fine, Rail Position: True

Section	Overall	1400m	1200m	1000m	800m	600m	400m	200m
Section Times	1:36.06 [6] (0:14.31)	1:21.75 [2] (0:11.64)	1:10.11 [2] (0:11.81)	0:58.30 [1] (0:12.06)	0:46.24 [1] (0:11.87)	0:34.37 [3] (0:11.40)	0:22.97 [3] (0:11.29)	0:11.68 [6] (0:11.68)
Average Speed [km/h]	50.2	61.3	61.0	60.0	60.9	63.3	64.0	62.1
Top Speed [km/h]	62.6	62.6	62.0	61.4	62.9	64.2	65.2	63.5
Avg. Dist. to Rail [m]	1.5	1.5	0.4	0.8	1.1	0.3	2.1	3.2
Avg. Stride Freq. [Hz]	2.3	2.4	2.4	2.2	2.3	2.4	2.4	2.3
Avg. Stride Length [m]	6.0	7.0	7.2	7.7	7.3	7.5	7.5	7.3



- [ ] Ranking at each section and finish
- .-.- No data available at this section
- NA No data available





Horse/Jockey Name	Solar Apex
Final Rank	7
Fastest Section Time (Section)	0:11.03 (400m)
Top Speed [km/h] (Section)	66.4 (400m)
Race State	Finished



Doomben QLD Professional  
 Race 4: THANKS NEVILLE BELL Class 6 Handicap (WEIGHTS RAISED 0.5KG) - 1600m

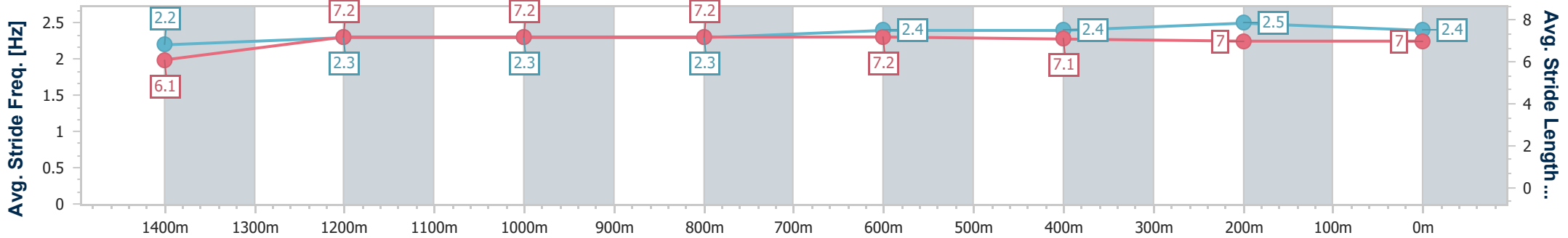
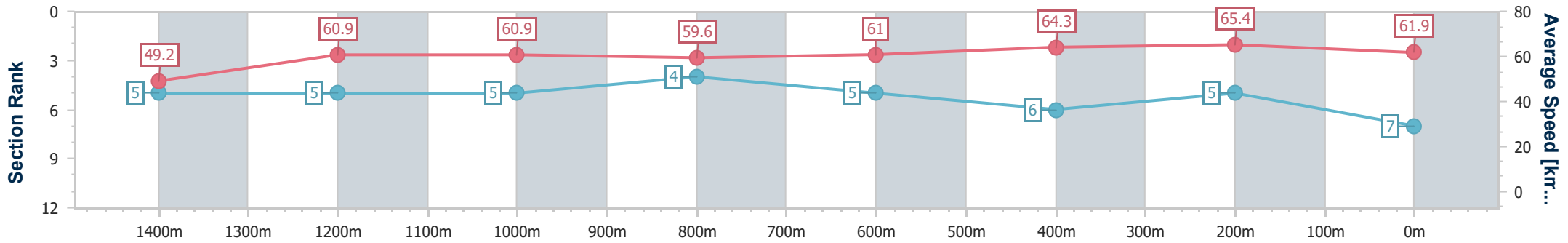
01 February 2025 - 13:58

Track Rating: Good 4, Weather: Fine, Rail Position: True



BRISBANE RACING CLUB

Section	Overall	1400m	1200m	1000m	800m	600m	400m	200m
Section Times	1:36.12 [7] (0:14.60)	1:21.52 [5] (0:11.75)	1:09.77 [5] (0:11.82)	0:57.95 [5] (0:12.01)	0:45.94 [4] (0:11.80)	0:34.14 [5] (0:11.36)	0:22.78 [6] (0:11.03)	0:11.75 [5] (0:11.75)
Average Speed [km/h]	49.2	60.9	60.9	59.6	61.0	64.3	65.4	61.9
Top Speed [km/h]	63.1	62.0	62.0	60.5	63.3	65.2	66.4	63.8
Avg. Dist. to Rail [m]	1.4	1.3	1.4	2.1	1.0	1.9	1.4	3.4
Avg. Stride Freq. [Hz]	2.2	2.3	2.3	2.3	2.4	2.4	2.5	2.4
Avg. Stride Length [m]	6.1	7.2	7.2	7.2	7.2	7.1	7.0	7.0



- [ ] Ranking at each section and finish
- .-.- No data available at this section
- NA No data available