



Doomben QLD Professional
Race 6: XXXX Class 2 Plate - 1350m
01 February 2025 - 15:10



BRISBANE
RACING CLUB

Track Rating: Good 4, Weather: Fine, Rail Position: True

Section		Overall										Last 600m	
Field Times		1:19.87 (0:11.05)										0:33.77	
		1200m										400m	
		1:08.82 (0:11.54)										0:22.37 (0:11.07)	
		1000m											
		0:57.28 (0:11.69)											
		800m											
		0:45.59 (0:11.82)											
		600m											
		0:33.77 (0:11.40)											
		400m											
		0:22.37 (0:11.07)											
Rank	TAB	Horse/Jockey	Barrier	Top Speed [km/h]	Fastest Section								Distance Travelled [m]
1	3	FUKUBANA Andrew Mallyon	1	67.5 400m	0:10.87 400m	1:19.87 [1] (0:11.40)	1:08.47 [4] (0:11.42)	0:57.05 [3] (0:11.61)	0:45.44 [3] (0:11.91)	0:33.53 [5] (0:11.55)	0:21.98 [5] (0:10.87)	0:33.53	
2	4	NO NAME FRANK Georgina Cartwright	6	68.0 400m	0:10.89 400m	1:20.05 [2] (0:11.05)	1:09.00 [1] (0:11.54)	0:57.46 [1] (0:11.69)	0:45.77 [1] (0:11.84)	0:33.93 [2] (0:11.61)	0:22.32 [3] (0:10.89)	0:33.93	+1
3	16	RED DEFCON Cejay Graham	11	66.8 400m	0:11.00 400m	1:20.06 [3] (0:11.68)	1:08.38 [7] (0:11.20)	0:57.18 [4] (0:11.52)	0:45.66 [2] (0:11.70)	0:33.96 [1] (0:11.47)	0:22.49 [2] (0:11.00)	0:33.96	+7
4	15	PRO FORMA Justin Huxtable	5	67.2 400m	0:10.86 400m	1:20.10 [4] (0:11.56)	1:08.54 [5] (0:11.42)	0:57.12 [6] (0:11.74)	0:45.38 [7] (0:11.89)	0:33.49 [6] (0:11.48)	0:22.01 [7] (0:10.86)	0:33.49	+3
5	11	NAGAMIE Martin Harley	3	66.7 600m	0:10.98 400m	1:20.18 [5] (0:11.29)	1:08.89 [3] (0:11.62)	0:57.27 [5] (0:11.79)	0:45.48 [6] (0:11.96)	0:33.52 [7] (0:11.30)	0:22.22 [6] (0:10.98)	0:33.52	+2
6	17	PER CAPITA Jasper Franklin	4	66.3 400m	0:10.95 400m	1:20.44 [6] (0:11.65)	1:08.79 [6] (0:11.41)	0:57.38 [8] (0:11.82)	0:45.56 [8] (0:11.82)	0:33.74 [8] (0:11.40)	0:22.34 [8] (0:10.95)	0:33.74	-2
7	5	RAMPANT LION Cody Collis	7	67.0 400m	0:10.83 400m	1:20.45 [7] (0:11.74)	1:08.71 [9] (0:11.49)	0:57.22 [9] (0:11.90)	0:45.32 [10] (0:11.80)	0:33.52 [10] (0:11.34)	0:22.18 [10] (0:10.83)	0:33.52	-2
8	6	RED MILE Michael Rodd	9	67.2 400m	0:11.03 400m	1:20.57 [8] (0:11.69)	1:08.88 [8] (0:11.33)	0:57.55 [7] (0:11.65)	0:45.90 [5] (0:11.60)	0:34.30 [3] (0:11.52)	0:22.78 [4] (0:11.03)	0:34.30	+7
9	1	BOLD SMUGGLER Boris Thornton	10	66.1 400m	0:10.97 400m	1:20.75 [9] (0:11.95)	1:08.80 [10] (0:11.34)	0:57.46 [10] (0:11.73)	0:45.73 [9] (0:11.73)	0:34.00 [9] (0:11.43)	0:22.57 [9] (0:10.97)	0:34.00	-2
10	10	SO BRIGHT Emily Lang	8	64.5 600m	0:11.18 600m	1:20.98 [10] (0:11.24)	1:09.74 [2] (0:11.54)	0:58.20 [2] (0:11.78)	0:46.42 [4] (0:11.76)	0:34.66 [4] (0:11.18)	0:23.48 [1] (0:11.21)	0:34.66	+3

Scratched: Tarex (#7), Boom Shot (#2), Valantino Roc (#8), West Cork (#9), Isle Ornsay (#12), Jamaican Mecrazy (#13), Shapin Power (#14)

[] Ranking at each section and finish
 -:-:- No data available at this section
 NA No data available

SCN Saddle cloth number
 DNF Did not finish
 DNT Did not track



Doomben QLD Professional
Race 6: XXXX Class 2 Plate - 1350m
01 February 2025 - 15:10



Track Rating: Good 4, Weather: Fine, Rail Position: True

Section				200m				Last 600m	
Field Times				0:11.30				0:33.77	
Rank	TAB	Horse/Jockey	Barrier	Top Speed [km/h]	Fastest Section	Margin			Distance Travelled [m]
1	3	FUKUBANA Andrew Mallyon	1	67.5 400m	0:10.87 400m	0:11.11 [4] (0:11.11)	1:19.87		0:33.53
2	4	NO NAME FRANK Georgina Cartwright	6	68.0 400m	0:10.89 400m	0:11.43 [2] (0:11.43)	1.07L		0:33.93 +1
3	16	RED DEFCON Cejay Graham	11	66.8 400m	0:11.00 400m	0:11.49 [1] (0:11.49)	1.13L		0:33.96 +7
4	15	PRO FORMA Justin Huxtable	5	67.2 400m	0:10.86 400m	0:11.15 [7] (0:11.15)	1.36L		0:33.49 +3
5	11	NAGAMIE Martin Harley	3	66.7 600m	0:10.98 400m	0:11.24 [6] (0:11.24)	1.85L		0:33.52 +2
6	17	PER CAPITA Jasper Franklin	4	66.3 400m	0:10.95 400m	0:11.39 [8] (0:11.39)	3.35L		0:33.74 -2
7	5	RAMPANT LION Cody Collis	7	67.0 400m	0:10.83 400m	0:11.35 [9] (0:11.35)	3.43L		0:33.52 -2
8	6	RED MILE Michael Rodd	9	67.2 400m	0:11.03 400m	0:11.75 [5] (0:11.75)	4.11L		0:34.30 +7
9	1	BOLD SMUGGLER Boris Thornton	10	66.1 400m	0:10.97 400m	0:11.60 [10] (0:11.60)	5.15L		0:34.00 -2
10	10	SO BRIGHT Emily Lang	8	64.5 600m	0:11.18 600m	0:12.27 [3] (0:12.27)	6.53L		0:34.66 +3

Scratched: Tarex (#7), Boom Shot (#2), Valantino Roc (#8), West Cork (#9), Isle Ornsay (#12), Jamaican Mecrazy (#13), Shapin Power (#14)

[] Ranking at each section and finish
 -:-:- No data available at this section
 NA No data available

SCN Saddle cloth number
 DNF Did not finish
 DNT Did not track



Horse/Jockey Name	Fukubana
Final Rank	1
Fastest Section Time (Section)	0:10.87 (400m)
Top Speed [km/h] (Section)	67.5 (400m)
Race State	Finished

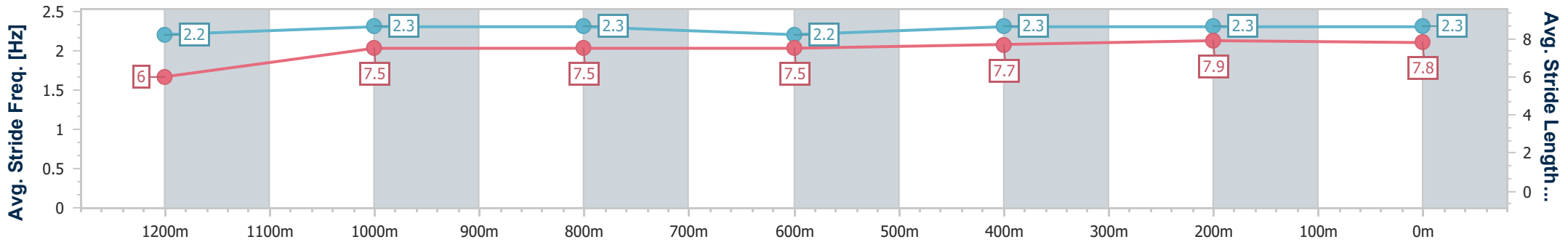
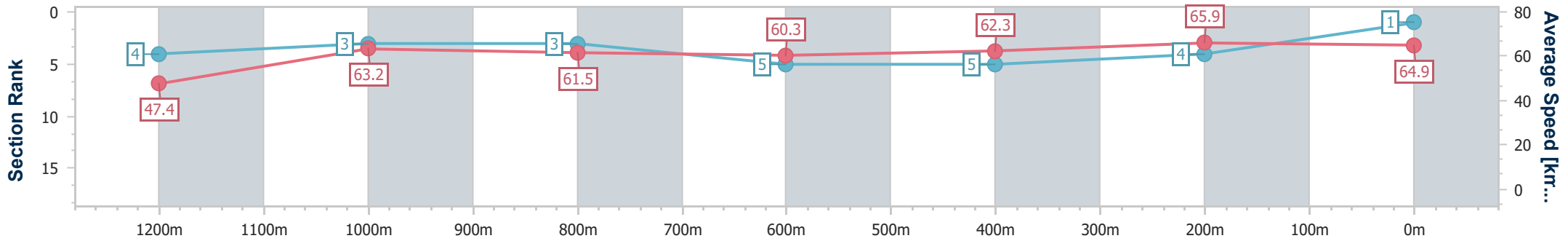


Doomben QLD Professional
Race 6: XXXX Class 2 Plate - 1350m
01 February 2025 - 15:10
Track Rating: Good 4, Weather: Fine, Rail Position: True



BRISBANE
RACING CLUB

Section	Overall	1200m	1000m	800m	600m	400m	200m
Section Times	1:19.87 [1] (0:11.40)	1:08.47 [4] (0:11.42)	0:57.05 [3] (0:11.61)	0:45.44 [3] (0:11.91)	0:33.53 [5] (0:11.55)	0:21.98 [5] (0:10.87)	0:11.11 [4] (0:11.11)
Average Speed [km/h]	47.4	63.2	61.5	60.3	62.3	65.9	64.9
Top Speed [km/h]	62.2	64.0	62.4	61.5	64.6	67.5	66.6
Avg. Dist. to Rail [m]	1.3	1.1	2.3	1.3	1.1	0.8	1.3
Avg. Stride Freq. [Hz]	2.2	2.3	2.3	2.2	2.3	2.3	2.3
Avg. Stride Length [m]	6.0	7.5	7.5	7.5	7.7	7.9	7.8



- [] Ranking at each section and finish
- .-.- No data available at this section
- NA No data available



Horse/Jockey Name	No Name Frank
Final Rank	2
Fastest Section Time (Section)	0:10.89 (400m)
Top Speed [km/h] (Section)	68.0 (400m)
Race State	Finished

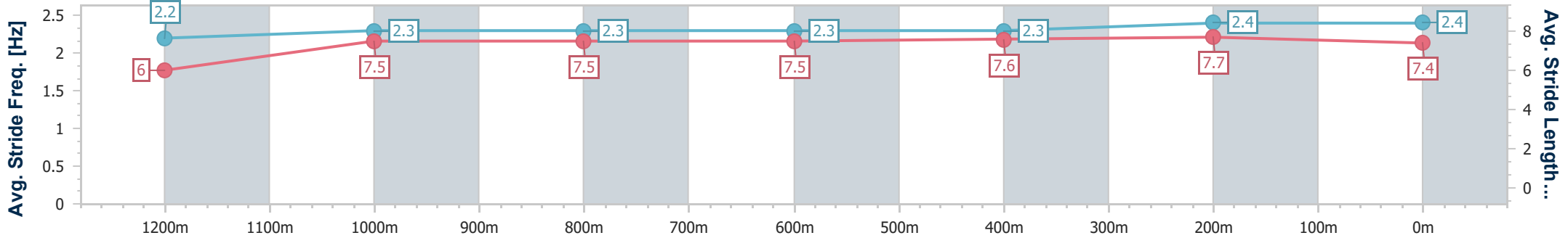
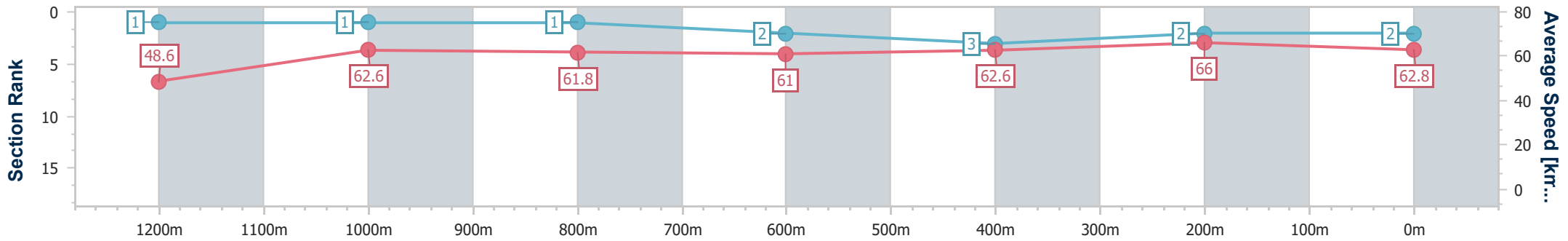


Doomben QLD Professional
Race 6: XXXX Class 2 Plate - 1350m
 01 February 2025 - 15:10
 Track Rating: Good 4, Weather: Fine, Rail Position: True



BRISBANE
RACING CLUB

Section	Overall	1200m	1000m	800m	600m	400m	200m
Section Times	1:20.05 [2] (0:11.05)	1:09.00 [1] (0:11.54)	0:57.46 [1] (0:11.69)	0:45.77 [1] (0:11.84)	0:33.93 [2] (0:11.61)	0:22.32 [3] (0:10.89)	0:11.43 [2] (0:11.43)
Average Speed [km/h]	48.6	62.6	61.8	61.0	62.6	66.0	62.8
Top Speed [km/h]	65.7	65.8	62.1	62.6	65.0	68.0	65.7
Avg. Dist. to Rail [m]	8.3	4.5	0.7	1.1	1.4	0.7	1.4
Avg. Stride Freq. [Hz]	2.2	2.3	2.3	2.3	2.3	2.4	2.4
Avg. Stride Length [m]	6.0	7.5	7.5	7.5	7.6	7.7	7.4



- [] Ranking at each section and finish
- .-.-.- No data available at this section
- NA No data available



Horse/Jockey Name	Red Defcon
Final Rank	3
Fastest Section Time (Section)	0:11.00 (400m)
Top Speed [km/h] (Section)	66.8 (400m)
Race State	Finished

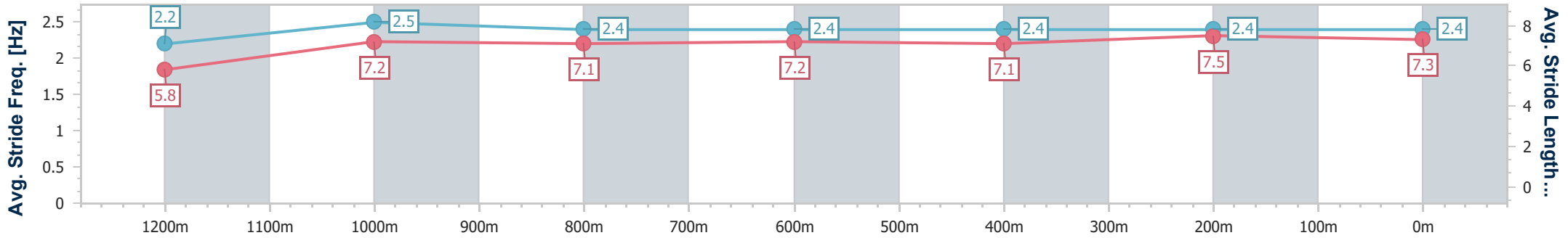
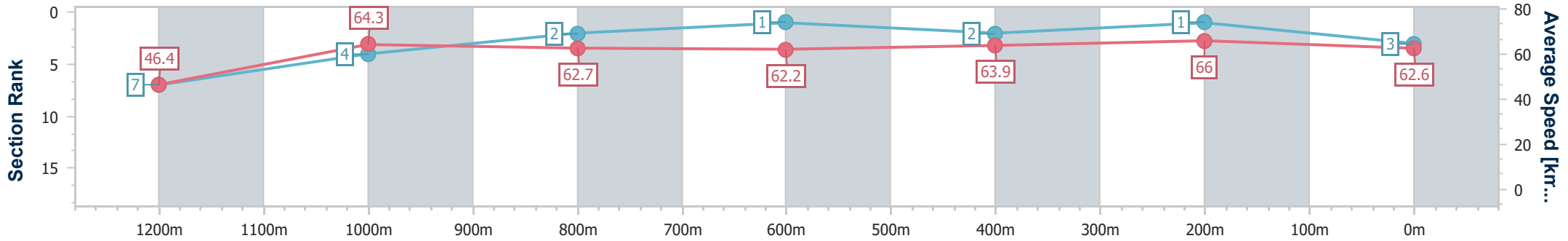


Doomben QLD Professional
Race 6: XXXX Class 2 Plate - 1350m
01 February 2025 - 15:10
Track Rating: Good 4, Weather: Fine, Rail Position: True



BRISBANE
RACING CLUB

Section	Overall	1200m	1000m	800m	600m	400m	200m
Section Times	1:20.06 [3] (0:11.68)	1:08.38 [7] (0:11.20)	0:57.18 [4] (0:11.52)	0:45.66 [2] (0:11.70)	0:33.96 [1] (0:11.47)	0:22.49 [2] (0:11.00)	0:11.49 [1] (0:11.49)
Average Speed [km/h]	46.4	64.3	62.7	62.2	63.9	66.0	62.6
Top Speed [km/h]	63.2	65.7	64.5	63.1	65.2	66.8	65.7
Avg. Dist. to Rail [m]	11.2	4.5	1.8	2.1	2.7	4.6	4.7
Avg. Stride Freq. [Hz]	2.2	2.5	2.4	2.4	2.4	2.4	2.4
Avg. Stride Length [m]	5.8	7.2	7.1	7.2	7.1	7.5	7.3



- [] Ranking at each section and finish
- .-.- No data available at this section
- NA No data available



Horse/Jockey Name	Pro Forma
Final Rank	4
Fastest Section Time (Section)	0:10.86 (400m)
Top Speed [km/h] (Section)	67.2 (400m)
Race State	Finished

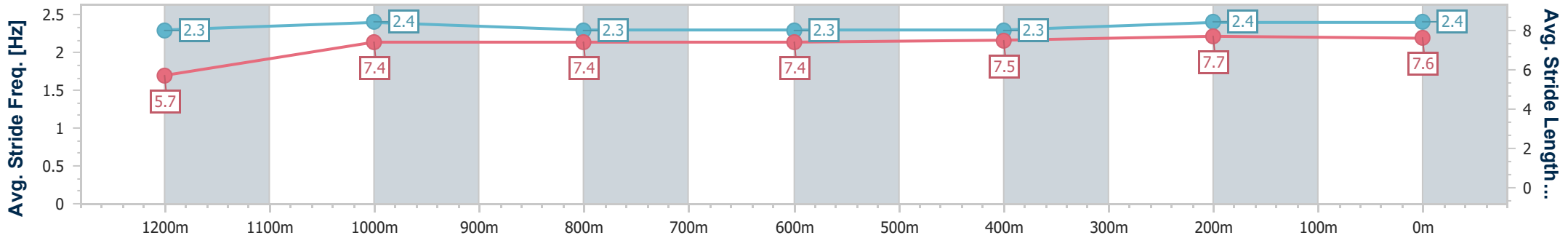
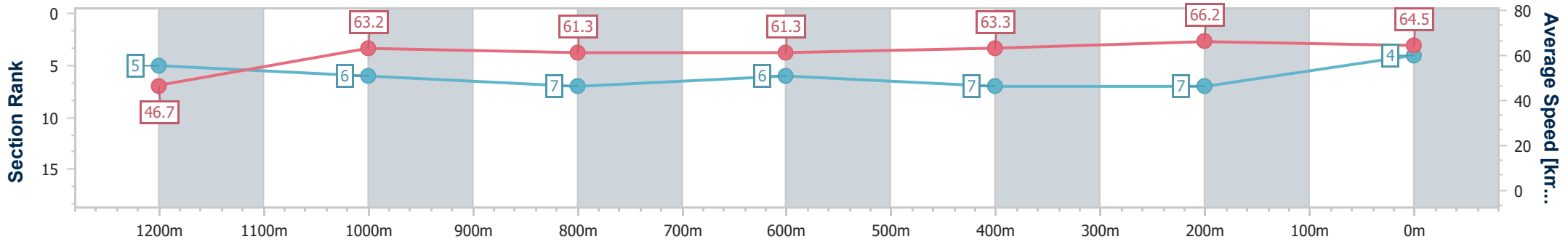


Doomben QLD Professional
Race 6: XXXX Class 2 Plate - 1350m
 01 February 2025 - 15:10
 Track Rating: Good 4, Weather: Fine, Rail Position: True



BRISBANE
RACING CLUB

Section	Overall	1200m	1000m	800m	600m	400m	200m
Section Times	1:20.10 [4] (0:11.56)	1:08.54 [5] (0:11.42)	0:57.12 [6] (0:11.74)	0:45.38 [7] (0:11.89)	0:33.49 [6] (0:11.48)	0:22.01 [7] (0:10.86)	0:11.15 [7] (0:11.15)
Average Speed [km/h]	46.7	63.2	61.3	61.3	63.3	66.2	64.5
Top Speed [km/h]	63.5	64.0	62.4	62.0	64.9	67.2	66.8
Avg. Dist. to Rail [m]	6.2	2.1	0.6	2.1	1.5	0.8	2.4
Avg. Stride Freq. [Hz]	2.3	2.4	2.3	2.3	2.3	2.4	2.4
Avg. Stride Length [m]	5.7	7.4	7.4	7.4	7.5	7.7	7.6



- [] Ranking at each section and finish
- .-.- No data available at this section
- NA No data available



Horse/Jockey Name	Nagamie
Final Rank	5
Fastest Section Time (Section)	0:10.98 (400m)
Top Speed [km/h] (Section)	66.7 (600m)
Race State	Finished

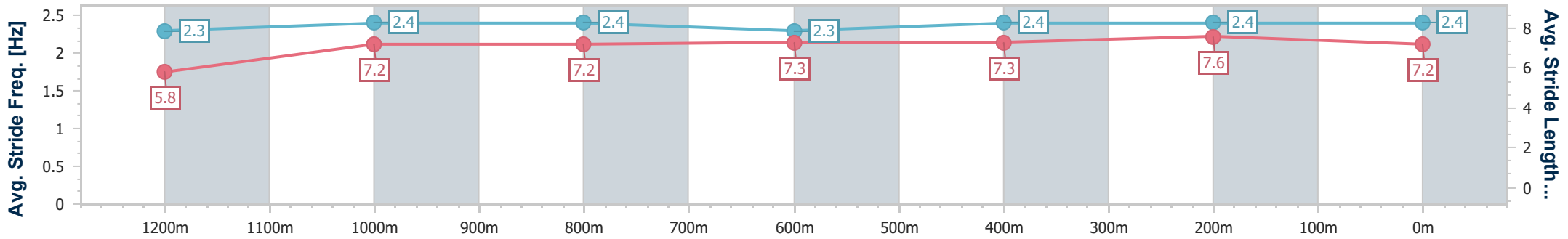
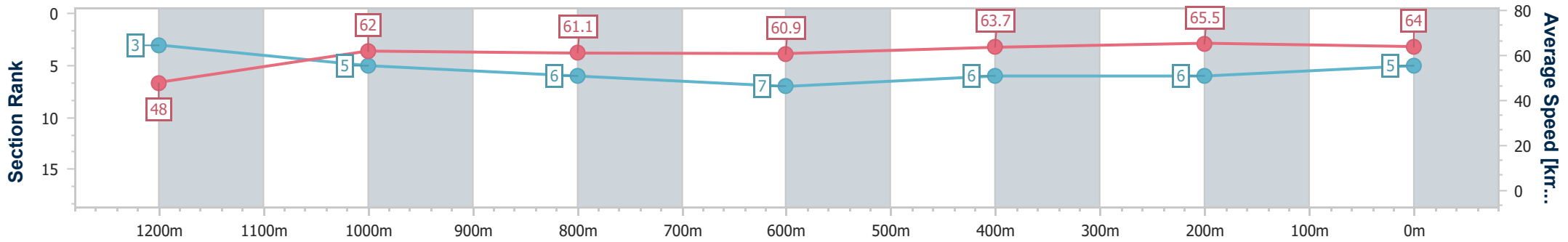


Doomben QLD Professional
Race 6: XXXX Class 2 Plate - 1350m
01 February 2025 - 15:10
Track Rating: Good 4, Weather: Fine, Rail Position: True



BRISBANE
RACING CLUB

Section	Overall	1200m	1000m	800m	600m	400m	200m
Section Times	1:20.18 [5] (0:11.29)	1:08.89 [3] (0:11.62)	0:57.27 [5] (0:11.79)	0:45.48 [6] (0:11.96)	0:33.52 [7] (0:11.30)	0:22.22 [6] (0:10.98)	0:11.24 [6] (0:11.24)
Average Speed [km/h]	48.0	62.0	61.1	60.9	63.7	65.5	64.0
Top Speed [km/h]	62.7	63.2	62.3	62.8	66.7	66.4	66.3
Avg. Dist. to Rail [m]	5.2	2.8	1.5	2.1	0.5	1.8	3.9
Avg. Stride Freq. [Hz]	2.3	2.4	2.4	2.3	2.4	2.4	2.4
Avg. Stride Length [m]	5.8	7.2	7.2	7.3	7.3	7.6	7.2



- [] Ranking at each section and finish
- .-.- No data available at this section
- NA No data available



Horse/Jockey Name	Per Capita
Final Rank	6
Fastest Section Time (Section)	0:10.95 (400m)
Top Speed [km/h] (Section)	66.3 (400m)
Race State	Finished

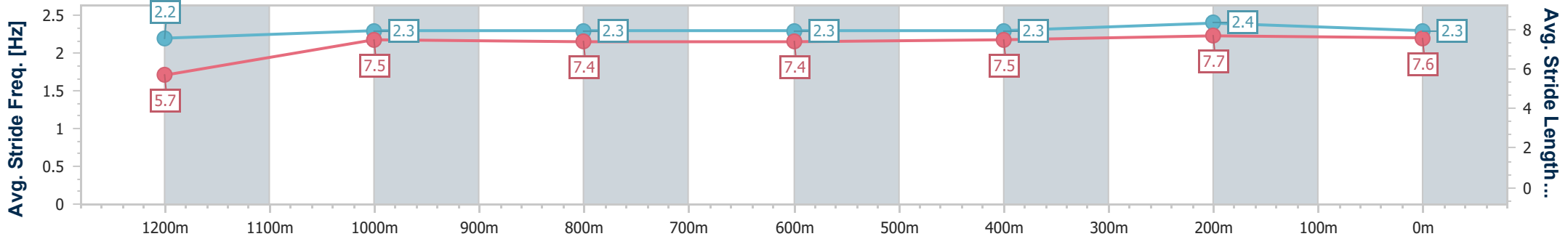
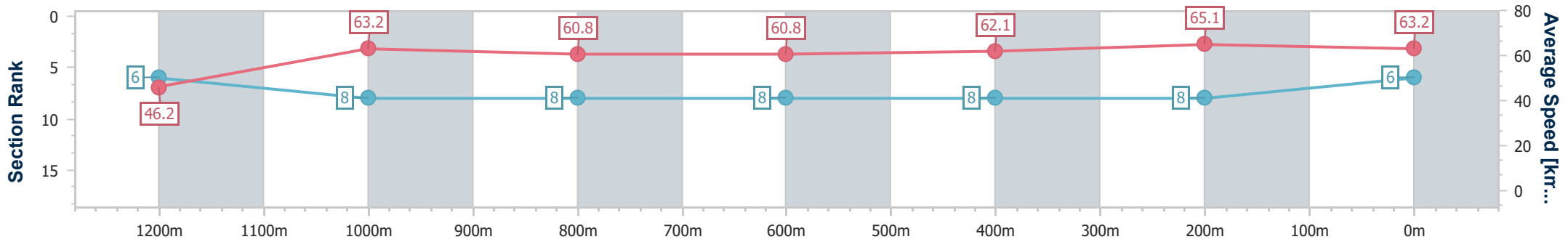


Doomben QLD Professional
Race 6: XXXX Class 2 Plate - 1350m
01 February 2025 - 15:10
Track Rating: Good 4, Weather: Fine, Rail Position: True



BRISBANE
RACING CLUB

Section	Overall	1200m	1000m	800m	600m	400m	200m
Section Times	1:20.44 [6] (0:11.65)	1:08.79 [6] (0:11.41)	0:57.38 [8] (0:11.82)	0:45.56 [8] (0:11.82)	0:33.74 [8] (0:11.40)	0:22.34 [8] (0:10.95)	0:11.39 [8] (0:11.39)
Average Speed [km/h]	46.2	63.2	60.8	60.8	62.1	65.1	63.2
Top Speed [km/h]	63.3	64.7	62.4	61.5	64.2	66.3	65.7
Avg. Dist. to Rail [m]	4.5	1.1	0.1	0.7	2.7	3.4	1.0
Avg. Stride Freq. [Hz]	2.2	2.3	2.3	2.3	2.3	2.4	2.3
Avg. Stride Length [m]	5.7	7.5	7.4	7.4	7.5	7.7	7.6



- [] Ranking at each section and finish
- .-.- No data available at this section
- NA No data available



Horse/Jockey Name	Rampant Lion
Final Rank	7
Fastest Section Time (Section)	0:10.83 (400m)
Top Speed [km/h] (Section)	67.0 (400m)
Race State	Finished

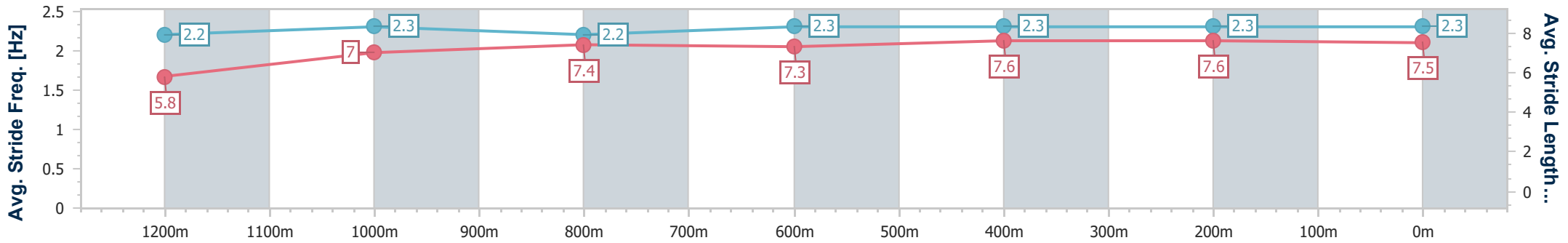
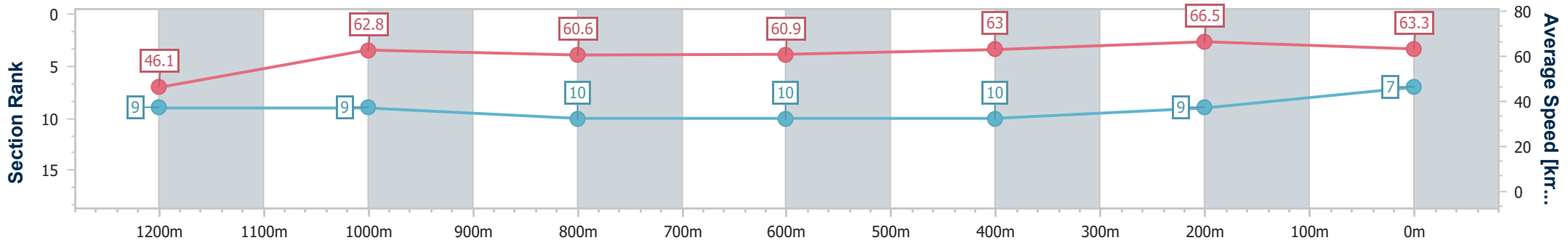


Doomben QLD Professional
Race 6: XXXX Class 2 Plate - 1350m
 01 February 2025 - 15:10
 Track Rating: Good 4, Weather: Fine, Rail Position: True



BRISBANE
RACING CLUB

Section	Overall	1200m	1000m	800m	600m	400m	200m
Section Times	1:20.45 [7] (0:11.74)	1:08.71 [9] (0:11.49)	0:57.22 [9] (0:11.90)	0:45.32 [10] (0:11.80)	0:33.52 [10] (0:11.34)	0:22.18 [10] (0:10.83)	0:11.35 [9] (0:11.35)
Average Speed [km/h]	46.1	62.8	60.6	60.9	63.0	66.5	63.3
Top Speed [km/h]	61.6	63.9	61.7	62.4	65.2	67.0	66.7
Avg. Dist. to Rail [m]	7.3	2.7	1.3	0.3	1.4	2.5	5.7
Avg. Stride Freq. [Hz]	2.2	2.3	2.2	2.3	2.3	2.3	2.3
Avg. Stride Length [m]	5.8	7.0	7.4	7.3	7.6	7.6	7.5



- [] Ranking at each section and finish
- .-.- No data available at this section
- NA No data available



Horse/Jockey Name	Red Mile
Final Rank	8
Fastest Section Time (Section)	0:11.03 (400m)
Top Speed [km/h] (Section)	67.2 (400m)
Race State	Finished

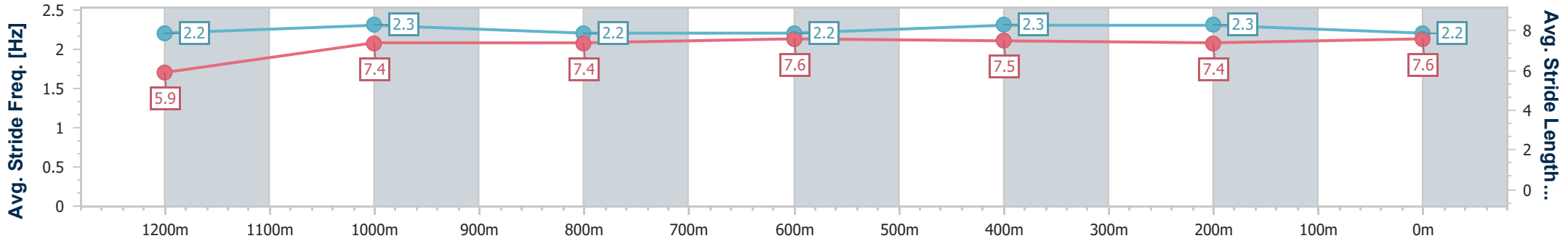
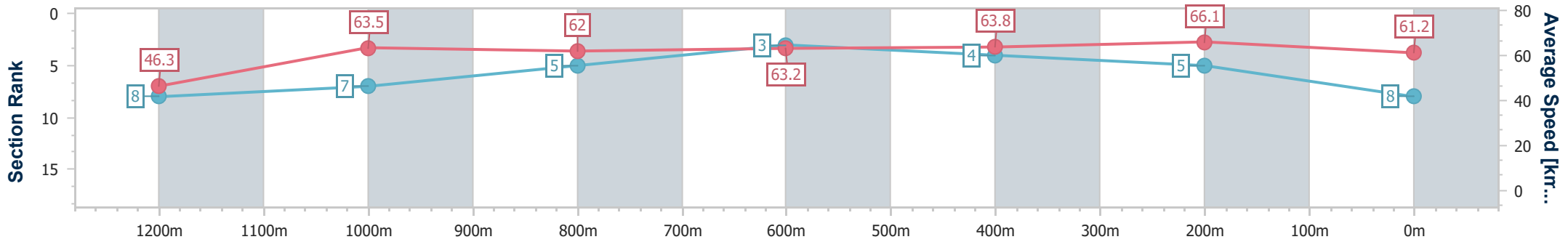


Doomben QLD Professional
Race 6: XXXX Class 2 Plate - 1350m
01 February 2025 - 15:10
Track Rating: Good 4, Weather: Fine, Rail Position: True



BRISBANE
RACING CLUB

Section	Overall	1200m	1000m	800m	600m	400m	200m
Section Times	1:20.57 [8] (0:11.69)	1:08.88 [8] (0:11.33)	0:57.55 [7] (0:11.65)	0:45.90 [5] (0:11.60)	0:34.30 [3] (0:11.52)	0:22.78 [4] (0:11.03)	0:11.75 [5] (0:11.75)
Average Speed [km/h]	46.3	63.5	62.0	63.2	63.8	66.1	61.2
Top Speed [km/h]	61.3	65.0	63.9	64.1	65.9	67.2	64.4
Avg. Dist. to Rail [m]	8.9	2.9	1.9	3.3	3.9	6.6	9.6
Avg. Stride Freq. [Hz]	2.2	2.3	2.2	2.2	2.3	2.3	2.2
Avg. Stride Length [m]	5.9	7.4	7.4	7.6	7.5	7.4	7.6



- [] Ranking at each section and finish
- .-.- No data available at this section
- NA No data available



Horse/Jockey Name	Bold Smuggler
Final Rank	9
Fastest Section Time (Section)	0:10.97 (400m)
Top Speed [km/h] (Section)	66.1 (400m)
Race State	Finished

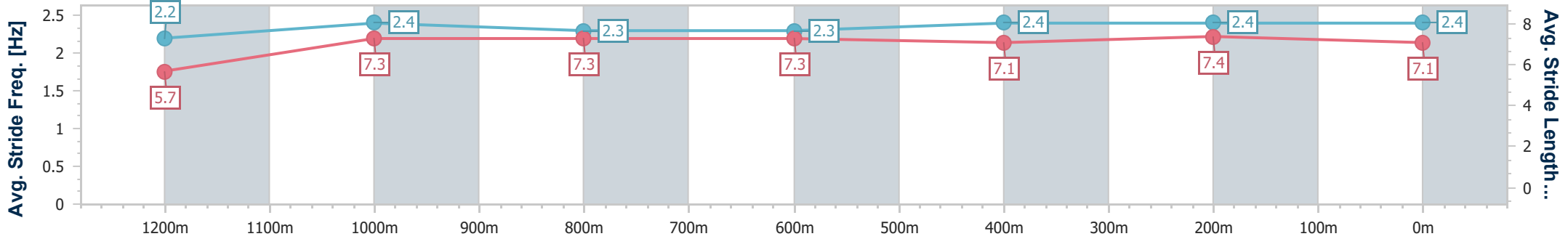
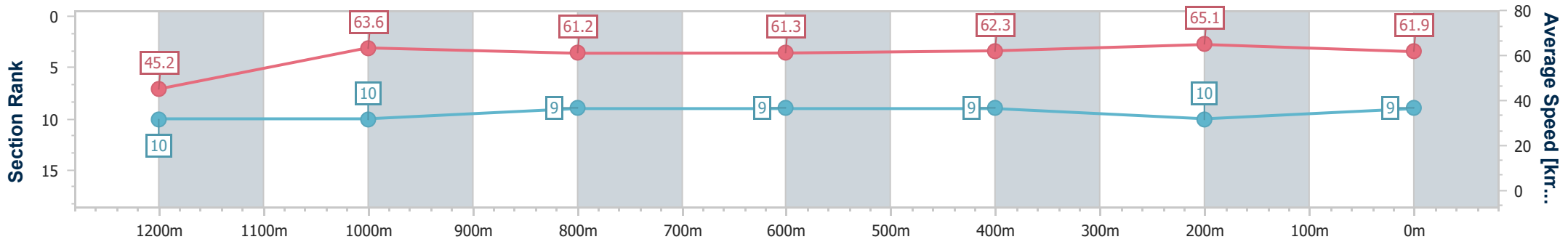


Doomben QLD Professional
Race 6: XXXX Class 2 Plate - 1350m
 01 February 2025 - 15:10
 Track Rating: Good 4, Weather: Fine, Rail Position: True



BRISBANE
RACING CLUB

Section	Overall	1200m	1000m	800m	600m	400m	200m
Section Times	1:20.75 [9] (0:11.95)	1:08.80 [10] (0:11.34)	0:57.46 [10] (0:11.73)	0:45.73 [9] (0:11.73)	0:34.00 [9] (0:11.43)	0:22.57 [9] (0:10.97)	0:11.60 [10] (0:11.60)
Average Speed [km/h]	45.2	63.6	61.2	61.3	62.3	65.1	61.9
Top Speed [km/h]	60.0	65.2	62.4	62.5	63.2	66.1	65.8
Avg. Dist. to Rail [m]	9.7	1.3	0.4	0.6	2.1	2.3	1.2
Avg. Stride Freq. [Hz]	2.2	2.4	2.3	2.3	2.4	2.4	2.4
Avg. Stride Length [m]	5.7	7.3	7.3	7.3	7.1	7.4	7.1



- [] Ranking at each section and finish
- .-.- No data available at this section
- NA No data available



Horse/Jockey Name	So Bright
Final Rank	10
Fastest Section Time (Section)	0:11.18 (600m)
Top Speed [km/h] (Section)	64.5 (600m)
Race State	Finished

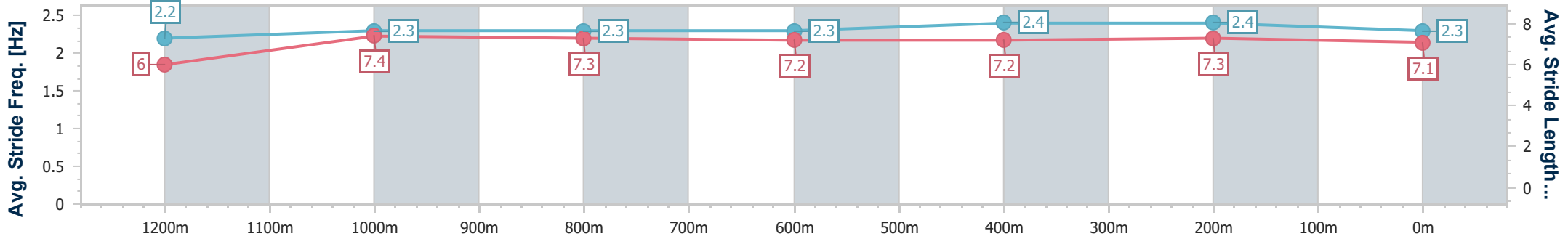
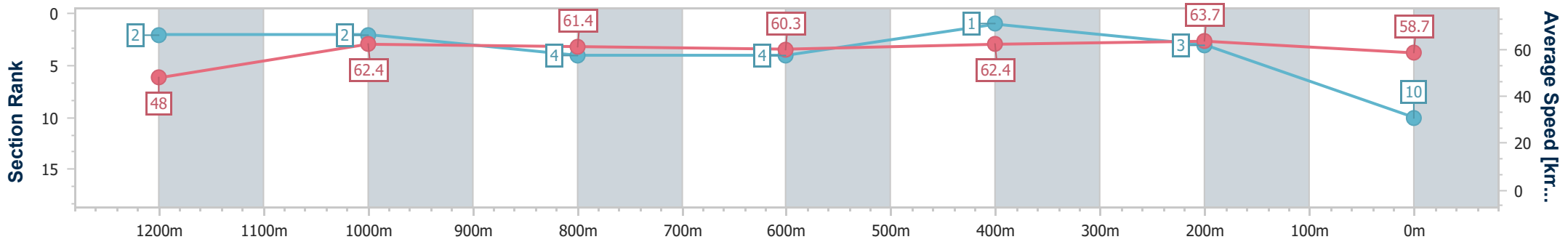


Doomben QLD Professional
Race 6: XXXX Class 2 Plate - 1350m
 01 February 2025 - 15:10
 Track Rating: Good 4, Weather: Fine, Rail Position: True



BRISBANE
RACING CLUB

Section	Overall	1200m	1000m	800m	600m	400m	200m
Section Times	1:20.98 [10] (0:11.24)	1:09.74 [2] (0:11.54)	0:58.20 [2] (0:11.78)	0:46.42 [4] (0:11.76)	0:34.66 [4] (0:11.18)	0:23.48 [1] (0:11.21)	0:12.27 [3] (0:12.27)
Average Speed [km/h]	48.0	62.4	61.4	60.3	62.4	63.7	58.7
Top Speed [km/h]	62.1	62.8	62.2	61.3	64.5	64.5	62.2
Avg. Dist. to Rail [m]	10.3	5.5	1.3	2.6	5.3	3.0	1.6
Avg. Stride Freq. [Hz]	2.2	2.3	2.3	2.3	2.4	2.4	2.3
Avg. Stride Length [m]	6.0	7.4	7.3	7.2	7.2	7.3	7.1



- [] Ranking at each section and finish
- .-.- No data available at this section
- NA No data available