



Doomben QLD Professional

Race 9: LADBROKES FORM GENIUS OPEN Handicap - 1200m

01 February 2025 - 17:10



BRISBANE
RACING CLUB

Track Rating: Good 4, Weather: Fine, Rail Position: True

Section		Field Times												
Overall	1000m	800m	600m	400m	200m	Last 600m								
1:08.80 (0:12.76)	0:56.04 (0:10.83)	0:45.21 (0:11.17)	0:34.04 (0:11.12)	0:22.92 (0:11.20)	0:11.72 (0:11.72)	0:34.04								
Rank	TAB	Horse/Jockey	Barrier	Top Speed [km/h]	Fastest Section						Margin	Distance Travelled [m]		
1	6	SAFEWORK Robbie Dolan	7	68.5 400m	0:10.75 1000m	1:08.80 [1] (0:13.32)	0:55.48 [6] (0:10.75)	0:44.73 [7] (0:11.21)	0:33.52 [6] (0:11.28)	0:22.24 [6] (0:10.76)	0:11.48 [3] (0:11.48)	1:08.80	0:33.52	
2	3	KING KAPA Cejay Graham	8	69.9 Overall	0:10.65 1000m	1:08.82 [2] (0:12.94)	0:55.88 [2] (0:10.65)	0:45.23 [1] (0:11.25)	0:33.98 [2] (0:11.28)	0:22.70 [2] (0:10.96)	0:11.74 [1] (0:11.74)	0.12L	0:33.98	-1
3	12	TRIBECA STAR Angela Jones	6	68.7 400m	0:10.69 1000m	1:08.98 [3] (0:13.81)	0:55.17 [10] (0:10.69)	0:44.48 [9] (0:11.19)	0:33.29 [9] (0:11.32)	0:21.97 [10] (0:10.75)	0:11.22 [9] (0:11.22)	1.07L	0:33.29	+1
4	9	HATCHET Nikita Beriman	2	69.4 1000m	0:10.75 1000m	1:09.02 [4] (0:13.12)	0:55.90 [5] (0:10.75)	0:45.15 [5] (0:11.29)	0:33.86 [5] (0:11.38)	0:22.48 [5] (0:11.02)	0:11.46 [5] (0:11.46)	1.29L	0:33.86	-1
5	10	RUSSIAN ALLIANCE Bailey Wheeler	5	70.0 1000m	0:10.62 1000m	1:09.25 [5] (0:13.38)	0:55.87 [7] (0:10.62)	0:45.25 [6] (0:11.37)	0:33.88 [7] (0:11.39)	0:22.49 [8] (0:10.97)	0:11.52 [8] (0:11.52)	2.69L	0:33.88	-1
6	4	MISHANI SNIPER Georgina Cartwright	9	68.5 1000m	0:10.66 1000m	1:09.27 [6] (0:13.58)	0:55.69 [8] (0:10.66)	0:45.03 [8] (0:11.29)	0:33.74 [8] (0:11.17)	0:22.57 [7] (0:10.94)	0:11.63 [7] (0:11.63)	2.77L	0:33.74	-1
7	1	THE BIG GOODBYE James Orman	10	70.2 Overall	0:10.86 1000m	1:09.30 [7] (0:12.76)	0:56.54 [1] (0:10.86)	0:45.68 [2] (0:11.14)	0:34.54 [1] (0:11.12)	0:23.42 [1] (0:11.29)	0:12.13 [2] (0:12.13)	2.94L	0:34.54	-6
8	7	BRING ME KASH Taylor Marshall	4	69.6 1000m	0:10.69 1000m	1:09.64 [8] (0:13.04)	0:56.60 [3] (0:10.69)	0:45.91 [4] (0:11.22)	0:34.69 [3] (0:11.32)	0:23.37 [3] (0:11.21)	0:12.16 [4] (0:12.16)	4.95L	0:34.69	-2
9	11	ATMOSPHERE Emily Lang	1	69.7 1000m	0:10.66 1000m	1:09.89 [9] (0:13.05)	0:56.84 [4] (0:10.66)	0:46.18 [3] (0:11.34)	0:34.84 [4] (0:11.30)	0:23.54 [4] (0:11.21)	0:12.33 [6] (0:12.33)	6.45L	0:34.84	-4
10	2	COIN TOSS Sean Cormack	3	67.9 1000m	0:10.77 1000m	1:11.66 [10] (0:13.75)	0:57.91 [9] (0:10.77)	0:47.14 [10] (0:11.19)	0:35.95 [10] (0:11.29)	0:24.66 [9] (0:11.31)	0:13.35 [10] (0:13.35)	16.87L	0:35.95	-1

Scratched: Ovidius (#5), Constant Flight (#8)

[] Ranking at each section and finish
 -:-:- No data available at this section
 NA No data available

SCN Saddle cloth number
 DNF Did not finish
 DNT Did not track



Horse/Jockey Name	Safework
Final Rank	1
Fastest Section Time (Section)	0:10.75 (1000m)
Top Speed [km/h] (Section)	68.5 (400m)
Race State	Finished

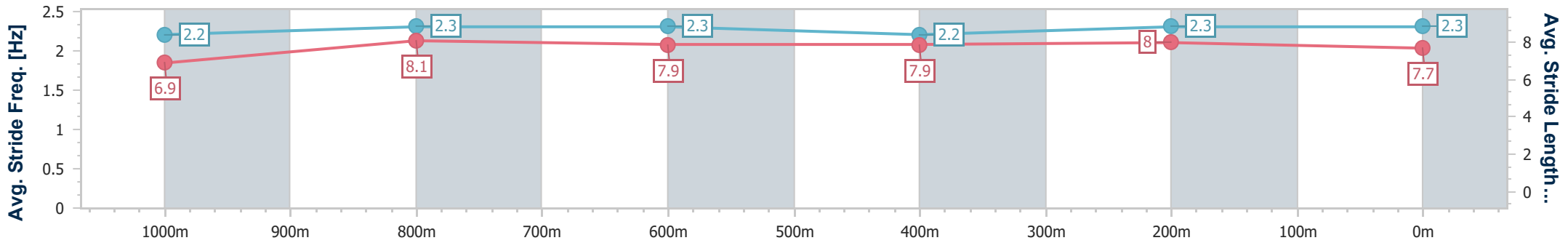
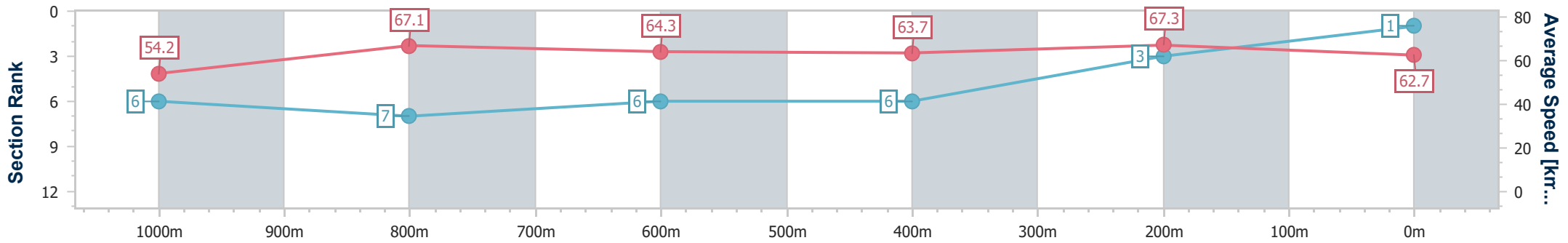


Doomben QLD Professional
Race 9: LADBROKES FORM GENIUS OPEN Handicap - 1200m
 01 February 2025 - 17:10
 Track Rating: Good 4, Weather: Fine, Rail Position: True



BRISBANE
RACING CLUB

Section	Overall	1000m	800m	600m	400m	200m
Section Times	1:08.80 [1] (0:13.32)	0:55.48 [6] (0:10.75)	0:44.73 [7] (0:11.21)	0:33.52 [6] (0:11.28)	0:22.24 [6] (0:10.76)	0:11.48 [3] (0:11.48)
Average Speed [km/h]	54.2	67.1	64.3	63.7	67.3	62.7
Top Speed [km/h]	66.9	68.5	65.5	65.4	68.5	66.5
Avg. Dist. to Rail [m]	4.8	1.1	0.3	0.2	0.9	0.7
Avg. Stride Freq. [Hz]	2.2	2.3	2.3	2.2	2.3	2.3
Avg. Stride Length [m]	6.9	8.1	7.9	7.9	8.0	7.7



- [] Ranking at each section and finish
- .-.- No data available at this section
- NA No data available



Horse/Jockey Name	King Kapa
Final Rank	2
Fastest Section Time (Section)	0:10.65 (1000m)
Top Speed [km/h] (Section)	69.9 (Overall)
Race State	Finished



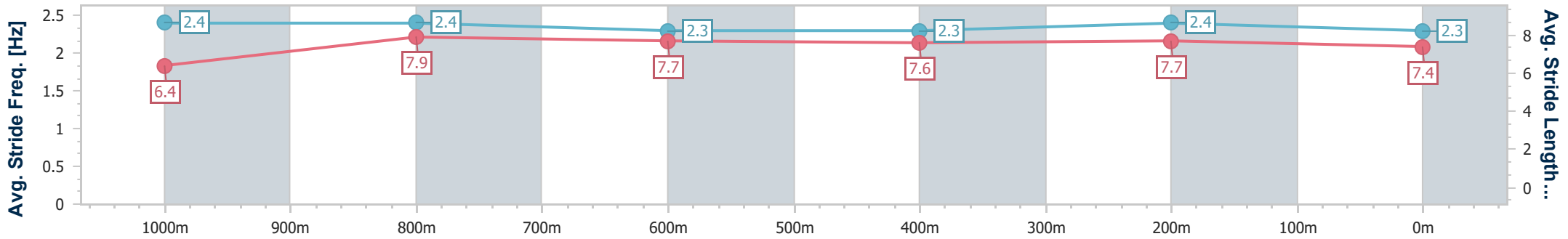
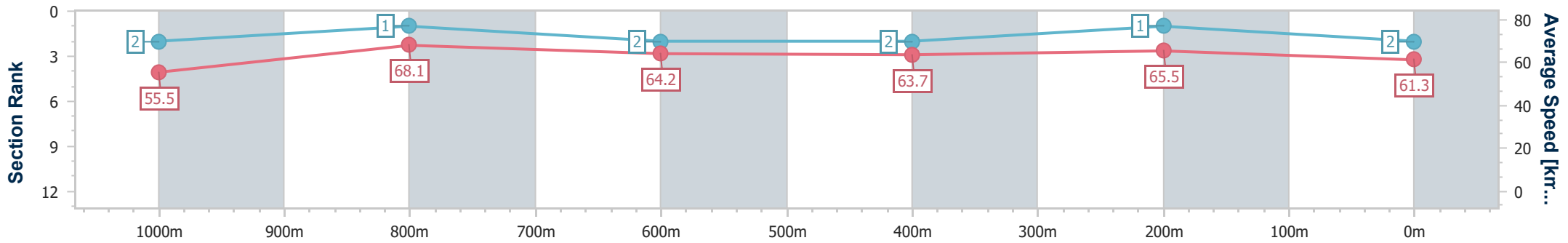
Doomben QLD Professional
Race 9: LADBROKES FORM GENIUS OPEN Handicap - 1200m



01 February 2025 - 17:10
Track Rating: Good 4, Weather: Fine, Rail Position: True

BRISBANE RACING CLUB

Section	Overall	1000m	800m	600m	400m	200m
Section Times	1:08.82 [2] (0:12.94)	0:55.88 [2] (0:10.65)	0:45.23 [1] (0:11.25)	0:33.98 [2] (0:11.28)	0:22.70 [2] (0:10.96)	0:11.74 [1] (0:11.74)
Average Speed [km/h]	55.5	68.1	64.2	63.7	65.5	61.3
Top Speed [km/h]	69.9	69.9	64.9	64.6	66.9	65.3
Avg. Dist. to Rail [m]	6.0	1.7	1.0	0.4	1.0	0.6
Avg. Stride Freq. [Hz]	2.4	2.4	2.3	2.3	2.4	2.3
Avg. Stride Length [m]	6.4	7.9	7.7	7.6	7.7	7.4



- [] Ranking at each section and finish
- .-.- No data available at this section
- NA No data available



Horse/Jockey Name	Tribeca Star
Final Rank	3
Fastest Section Time (Section)	0:10.69 (1000m)
Top Speed [km/h] (Section)	68.7 (400m)
Race State	Finished

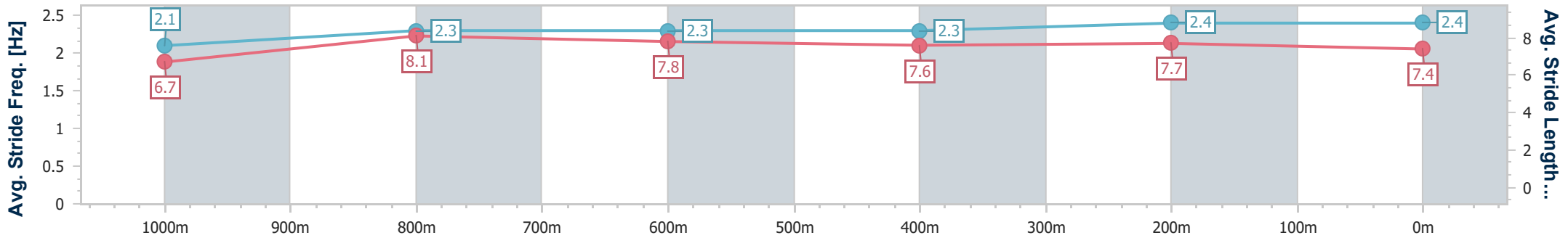
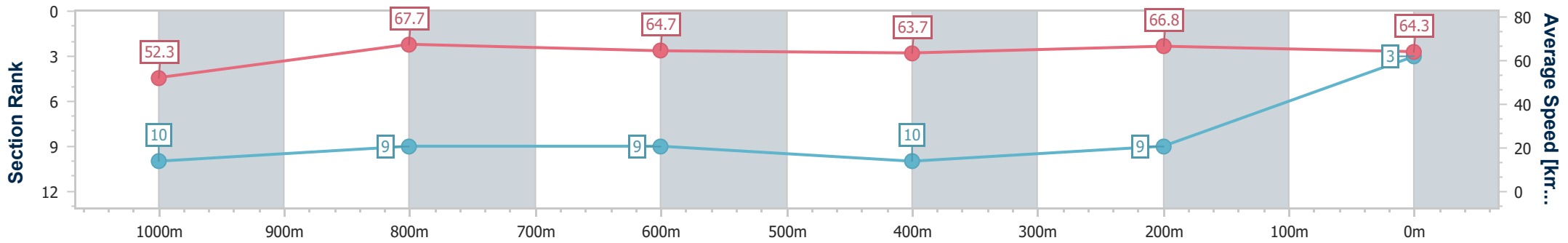


Doomben QLD Professional
Race 9: LADBROKES FORM GENIUS OPEN Handicap - 1200m
 01 February 2025 - 17:10
 Track Rating: Good 4, Weather: Fine, Rail Position: True



BRISBANE
RACING CLUB

Section	Overall	1000m	800m	600m	400m	200m
Section Times	1:08.98 [3] (0:13.81)	0:55.17 [10] (0:10.69)	0:44.48 [9] (0:11.19)	0:33.29 [9] (0:11.32)	0:21.97 [10] (0:10.75)	0:11.22 [9]
Average Speed [km/h]	52.3	67.7	64.7	63.7	66.8	64.3
Top Speed [km/h]	66.6	68.5	66.5	64.5	68.7	68.5
Avg. Dist. to Rail [m]	4.1	2.4	1.0	0.5	1.0	1.9
Avg. Stride Freq. [Hz]	2.1	2.3	2.3	2.3	2.4	2.4
Avg. Stride Length [m]	6.7	8.1	7.8	7.6	7.7	7.4



- [] Ranking at each section and finish
- .-.- No data available at this section
- NA No data available



Horse/Jockey Name	Hatchet
Final Rank	4
Fastest Section Time (Section)	0:10.75 (1000m)
Top Speed [km/h] (Section)	69.4 (1000m)
Race State	Finished

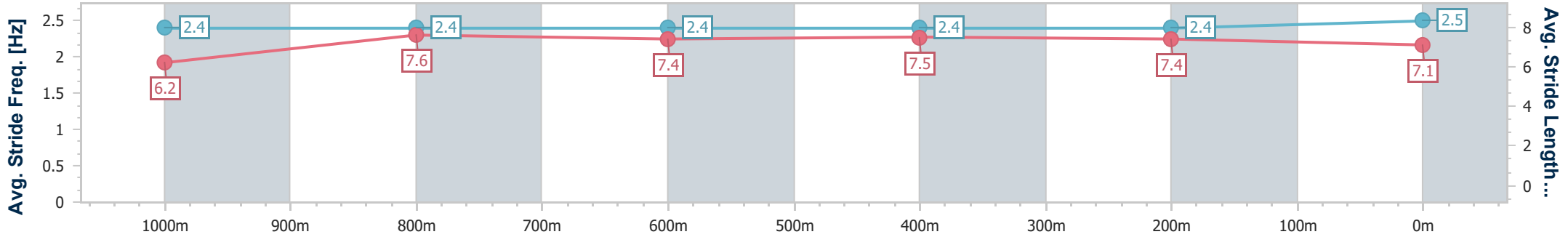
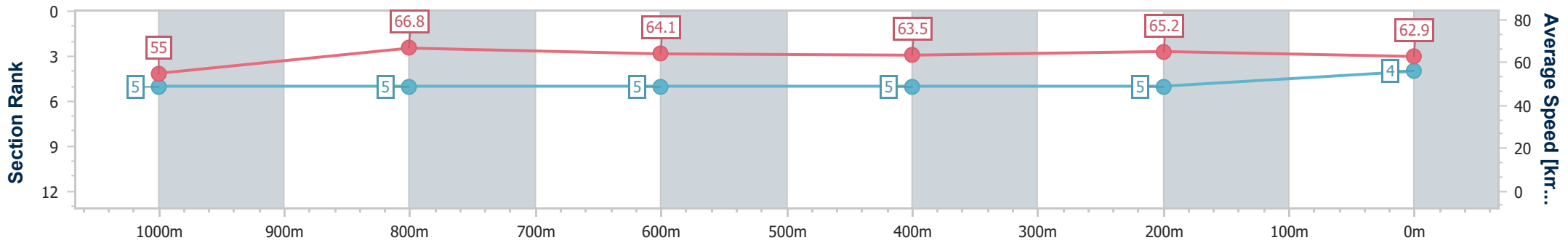


Doomben QLD Professional
Race 9: LADBROKES FORM GENIUS OPEN Handicap - 1200m
 01 February 2025 - 17:10
 Track Rating: Good 4, Weather: Fine, Rail Position: True



BRISBANE
RACING CLUB

Section	Overall	1000m	800m	600m	400m	200m
Section Times	1:09.02 [4] (0:13.12)	0:55.90 [5] (0:10.75)	0:45.15 [5] (0:11.29)	0:33.86 [5] (0:11.38)	0:22.48 [5] (0:11.02)	0:11.46 [5] (0:11.46)
Average Speed [km/h]	55.0	66.8	64.1	63.5	65.2	62.9
Top Speed [km/h]	69.0	69.4	64.8	64.8	67.1	65.8
Avg. Dist. to Rail [m]	1.8	0.6	0.7	0.8	0.4	0.9
Avg. Stride Freq. [Hz]	2.4	2.4	2.4	2.4	2.4	2.5
Avg. Stride Length [m]	6.2	7.6	7.4	7.5	7.4	7.1



- [] Ranking at each section and finish
- .-.- No data available at this section
- NA No data available



Horse/Jockey Name	Russian Alliance
Final Rank	5
Fastest Section Time (Section)	0:10.62 (1000m)
Top Speed [km/h] (Section)	70.0 (1000m)
Race State	Finished

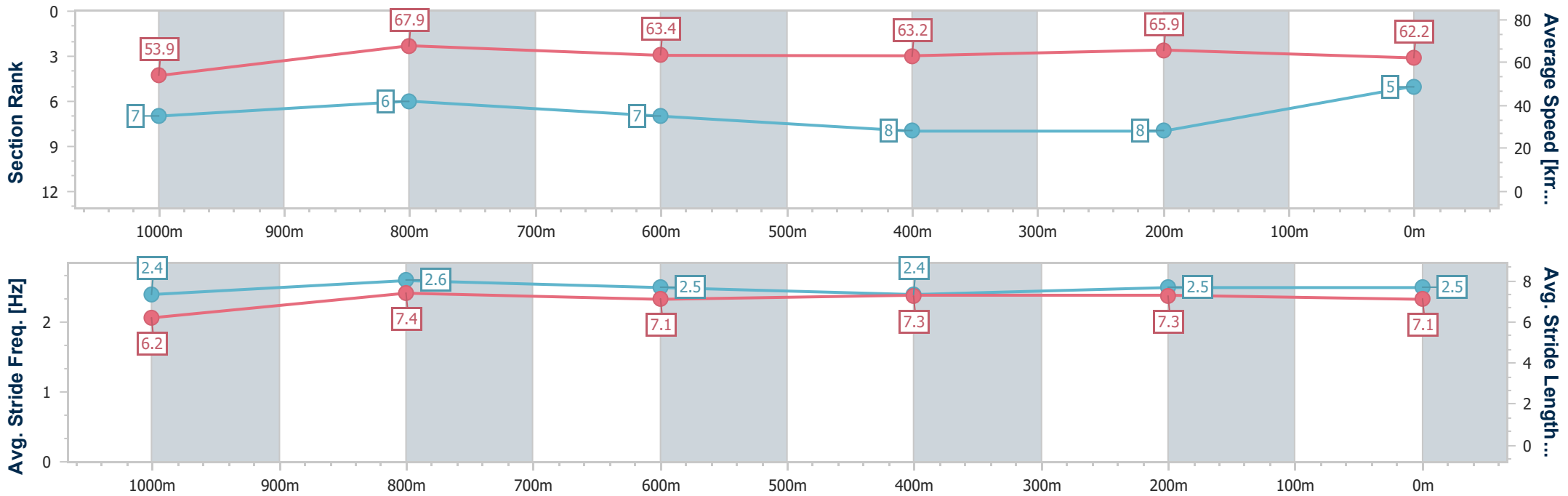


Doomben QLD Professional
Race 9: LADBROKES FORM GENIUS OPEN Handicap - 1200m
 01 February 2025 - 17:10
 Track Rating: Good 4, Weather: Fine, Rail Position: True



BRISBANE
RACING CLUB

Section	Overall	1000m	800m	600m	400m	200m
Section Times	1:09.25 [5] (0:13.38)	0:55.87 [7] (0:10.62)	0:45.25 [6] (0:11.37)	0:33.88 [7] (0:11.39)	0:22.49 [8] (0:10.97)	0:11.52 [8] (0:11.52)
Average Speed [km/h]	53.9	67.9	63.4	63.2	65.9	62.2
Top Speed [km/h]	69.8	70.0	64.9	65.3	67.7	66.6
Avg. Dist. to Rail [m]	3.9	0.8	0.5	0.3	1.8	2.5
Avg. Stride Freq. [Hz]	2.4	2.6	2.5	2.4	2.5	2.5
Avg. Stride Length [m]	6.2	7.4	7.1	7.3	7.3	7.1



- [] Ranking at each section and finish
- .-.- No data available at this section
- NA No data available



Horse/Jockey Name	Mishani Sniper
Final Rank	6
Fastest Section Time (Section)	0:10.66 (1000m)
Top Speed [km/h] (Section)	68.5 (1000m)
Race State	Finished

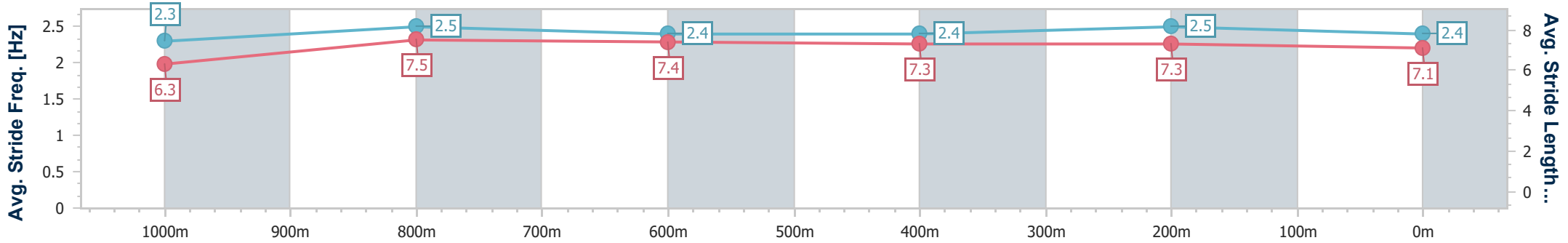
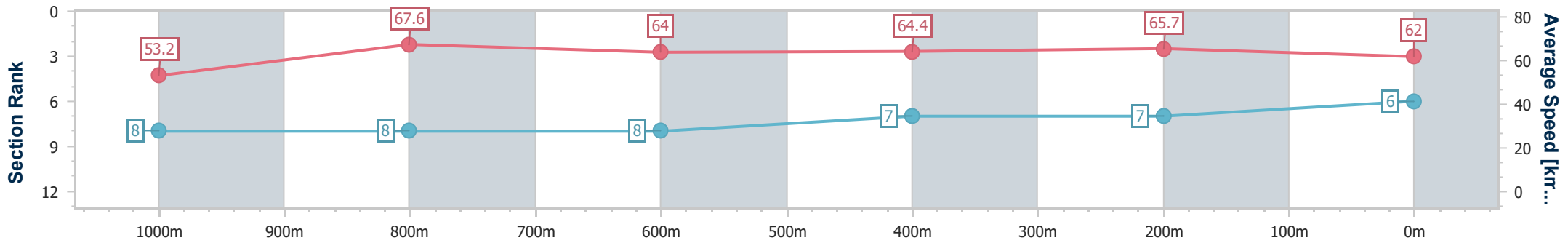


Doomben QLD Professional
Race 9: LADBROKES FORM GENIUS OPEN Handicap - 1200m
 01 February 2025 - 17:10
 Track Rating: Good 4, Weather: Fine, Rail Position: True



BRISBANE
 RACING CLUB

Section	Overall	1000m	800m	600m	400m	200m
Section Times	1:09.27 [6] (0:13.58)	0:55.69 [8] (0:10.66)	0:45.03 [8] (0:11.29)	0:33.74 [8] (0:11.17)	0:22.57 [7] (0:10.94)	0:11.63 [7] (0:11.63)
Average Speed [km/h]	53.2	67.6	64.0	64.4	65.7	62.0
Top Speed [km/h]	68.1	68.5	66.1	65.2	66.3	65.5
Avg. Dist. to Rail [m]	5.8	1.1	0.6	0.3	1.9	2.6
Avg. Stride Freq. [Hz]	2.3	2.5	2.4	2.4	2.5	2.4
Avg. Stride Length [m]	6.3	7.5	7.4	7.3	7.3	7.1



- [] Ranking at each section and finish
- .-.- No data available at this section
- NA No data available



Horse/Jockey Name	The Big Goodbye
Final Rank	7
Fastest Section Time (Section)	0:10.86 (1000m)
Top Speed [km/h] (Section)	70.2 (Overall)
Race State	Finished



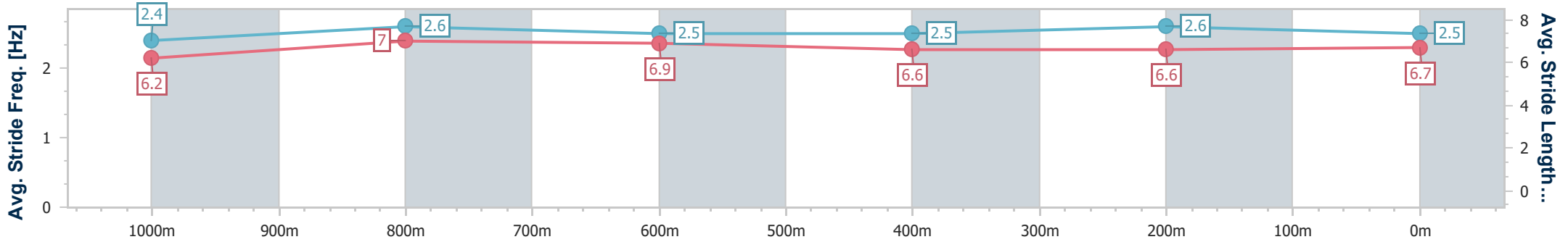
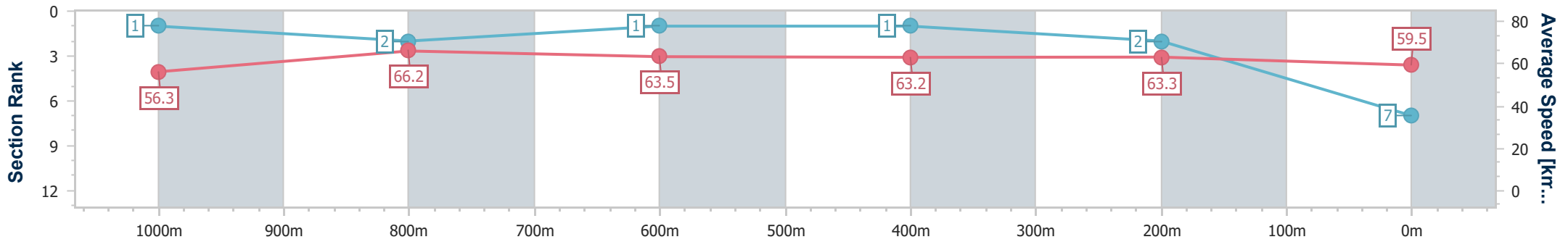
Doomben QLD Professional
Race 9: LADBROKES FORM GENIUS OPEN Handicap - 1200m



01 February 2025 - 17:10
Track Rating: Good 4, Weather: Fine, Rail Position: True

BRISBANE
RACING CLUB

Section	Overall	1000m	800m	600m	400m	200m
Section Times	1:09.30 [7] (0:12.76)	0:56.54 [1] (0:10.86)	0:45.68 [2] (0:11.14)	0:34.54 [1] (0:11.12)	0:23.42 [1] (0:11.29)	0:12.13 [2] (0:12.13)
Average Speed [km/h]	56.3	66.2	63.5	63.2	63.3	59.5
Top Speed [km/h]	70.2	69.2	64.2	64.2	64.7	63.0
Avg. Dist. to Rail [m]	6.6	0.3	3.8	4.7	1.4	3.8
Avg. Stride Freq. [Hz]	2.4	2.6	2.5	2.5	2.6	2.5
Avg. Stride Length [m]	6.2	7.0	6.9	6.6	6.6	6.7



- [] Ranking at each section and finish
- .-.- No data available at this section
- NA No data available



Horse/Jockey Name	Bring Me Kash
Final Rank	8
Fastest Section Time (Section)	0:10.69 (1000m)
Top Speed [km/h] (Section)	69.6 (1000m)
Race State	Finished

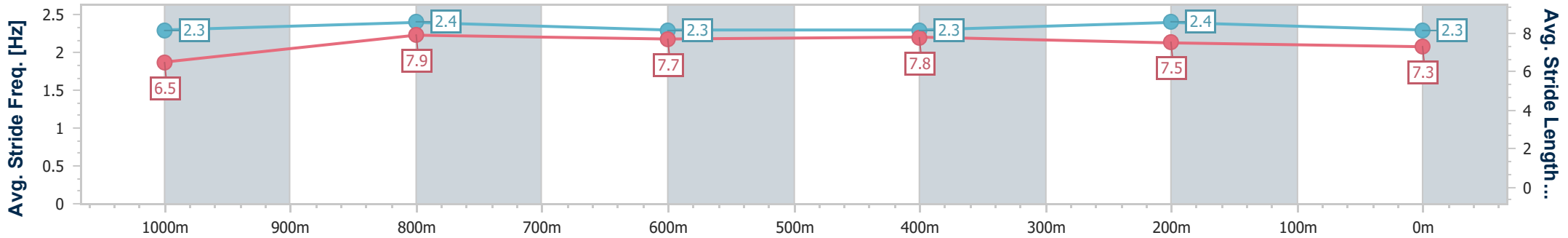
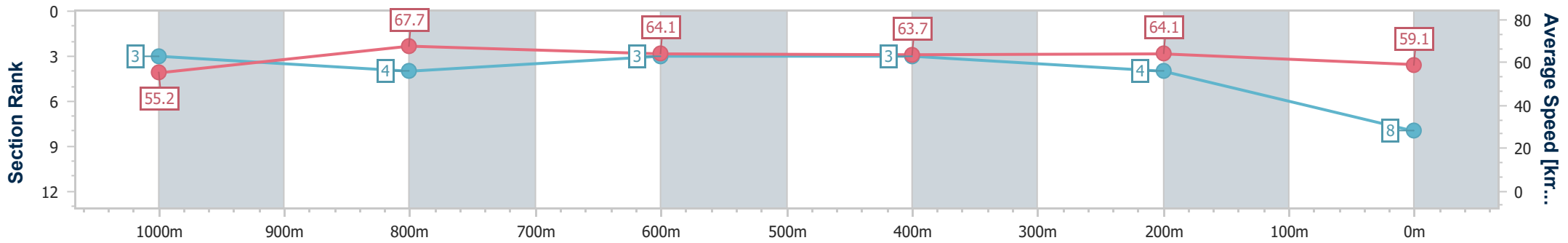


Doomben QLD Professional
Race 9: LADBROKES FORM GENIUS OPEN Handicap - 1200m
 01 February 2025 - 17:10
 Track Rating: Good 4, Weather: Fine, Rail Position: True



BRISBANE
RACING CLUB

Section	Overall	1000m	800m	600m	400m	200m
Section Times	1:09.64 [8] (0:13.04)	0:56.60 [3] (0:10.69)	0:45.91 [4] (0:11.22)	0:34.69 [3] (0:11.32)	0:23.37 [3] (0:11.21)	0:12.16 [4] (0:12.16)
Average Speed [km/h]	55.2	67.7	64.1	63.7	64.1	59.1
Top Speed [km/h]	69.4	69.6	65.1	65.2	66.7	62.3
Avg. Dist. to Rail [m]	3.4	1.6	0.5	0.4	0.6	1.0
Avg. Stride Freq. [Hz]	2.3	2.4	2.3	2.3	2.4	2.3
Avg. Stride Length [m]	6.5	7.9	7.7	7.8	7.5	7.3



- [] Ranking at each section and finish
- .-.- No data available at this section
- NA No data available



Horse/Jockey Name	Atmosphere
Final Rank	9
Fastest Section Time (Section)	0:10.66 (1000m)
Top Speed [km/h] (Section)	69.7 (1000m)
Race State	Finished

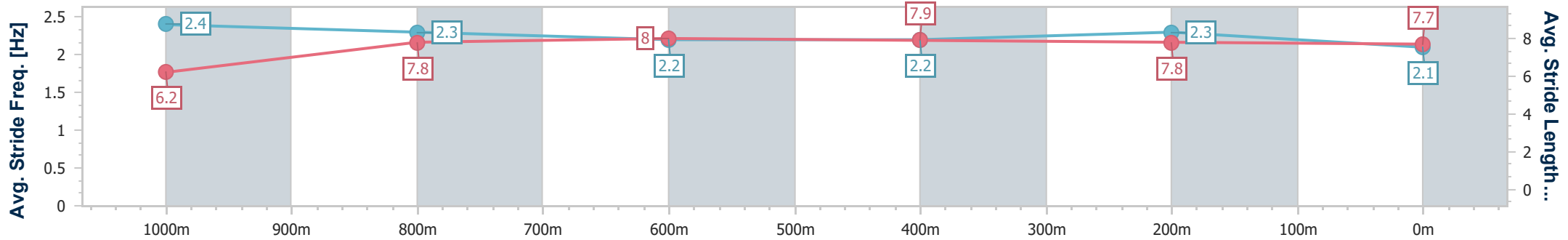
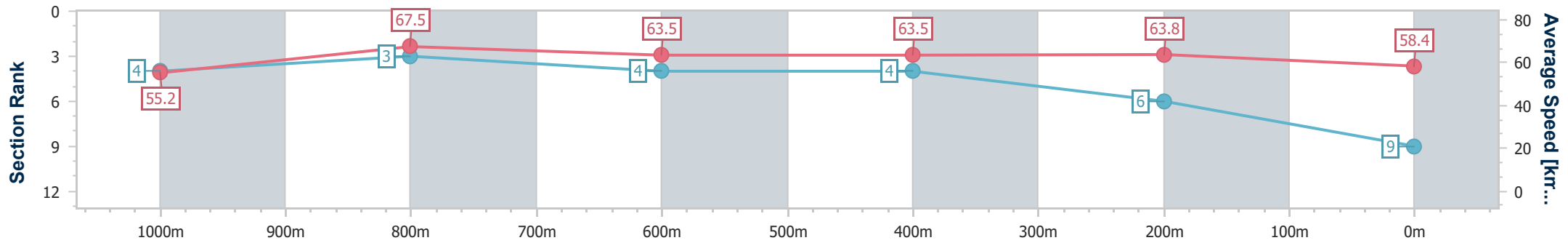


Doomben QLD Professional
Race 9: LADBROKES FORM GENIUS OPEN Handicap - 1200m
 01 February 2025 - 17:10
 Track Rating: Good 4, Weather: Fine, Rail Position: True



BRISBANE
RACING CLUB

Section	Overall	1000m	800m	600m	400m	200m
Section Times	1:09.89 [9] (0:13.05)	0:56.84 [4] (0:10.66)	0:46.18 [3] (0:11.34)	0:34.84 [4] (0:11.30)	0:23.54 [4] (0:11.21)	0:12.33 [6] (0:12.33)
Average Speed [km/h]	55.2	67.5	63.5	63.5	63.8	58.4
Top Speed [km/h]	69.5	69.7	65.4	64.6	64.6	62.4
Avg. Dist. to Rail [m]	0.9	0.3	0.1	0.9	1.6	1.4
Avg. Stride Freq. [Hz]	2.4	2.3	2.2	2.2	2.3	2.1
Avg. Stride Length [m]	6.2	7.8	8.0	7.9	7.8	7.7



- [] Ranking at each section and finish
- .-.- No data available at this section
- NA No data available



Horse/Jockey Name	Coin Toss
Final Rank	10
Fastest Section Time (Section)	0:10.77 (1000m)
Top Speed [km/h] (Section)	67.9 (1000m)
Race State	Finished

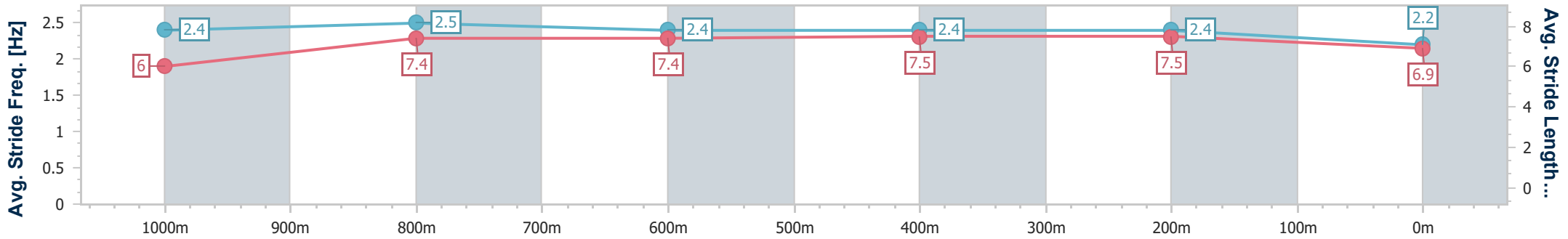
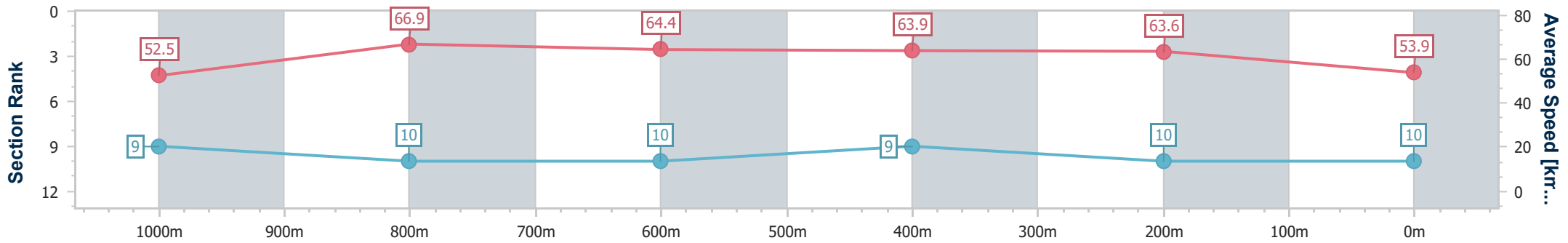


Doomben QLD Professional
Race 9: LADBROKES FORM GENIUS OPEN Handicap - 1200m
 01 February 2025 - 17:10
 Track Rating: Good 4, Weather: Fine, Rail Position: True



BRISBANE
RACING CLUB

Section	Overall	1000m	800m	600m	400m	200m
Section Times	1:11.66 [10] (0:13.75)	0:57.91 [9] (0:10.77)	0:47.14 [10] (0:11.19)	0:35.95 [10] (0:11.29)	0:24.66 [9] (0:11.31)	0:13.35 [10] (0:13.35)
Average Speed [km/h]	52.5	66.9	64.4	63.9	63.6	53.9
Top Speed [km/h]	67.1	67.9	66.5	65.3	65.7	62.2
Avg. Dist. to Rail [m]	2.0	0.4	0.7	0.5	1.7	2.0
Avg. Stride Freq. [Hz]	2.4	2.5	2.4	2.4	2.4	2.2
Avg. Stride Length [m]	6.0	7.4	7.4	7.5	7.5	6.9



- [] Ranking at each section and finish
- .-.- No data available at this section
- NA No data available