



Doomben QLD Professional

Race 10: THE GIBSON Class 4 Handicap - 1200m

01 February 2025 - 17:50



BRISBANE
RACING CLUB

Track Rating: Good 4, Weather: Fine, Rail Position: True

Section													Last 600m	
Field Times		Overall	1000m	800m	600m	400m	200m						0:34.35	
		1:09.72 (0:13.52)	0:56.20 (0:10.78)	0:45.42 (0:11.07)	0:34.35 (0:11.53)	0:22.82 (0:11.26)	0:11.56 (0:11.56)							
Rank	TAB Horse/Jockey	Barrier	Top Speed [km/h]	Fastest Section								Margin	Distance Travelled [m]	
1	14 VOLCANIC LOVE Bailey Wheeler	7	68.7	0:10.74	1:09.72 [1]	0:55.49 [11]	0:44.75 [10]	0:33.54 [10]	0:22.29 [9]	0:11.43 [6]	1:09.72	0:33.54		
			1000m	1000m	(0:14.23)	(0:10.74)	(0:11.21)	(0:11.25)	(0:10.86)	(0:11.43)				
2	5 MINTAKA LAD James Orman	10	67.9	0:10.84	1:09.74 [2]	0:55.89 [6]	0:45.05 [6]	0:33.91 [7]	0:22.57 [5]	0:11.58 [1]	0.14L	0:33.91	+7	
			800m	1000m	(0:13.85)	(0:10.84)	(0:11.14)	(0:11.34)	(0:10.99)	(0:11.58)				
3	4 LUBRICATION Cody Collis	12	67.9	0:10.78	1:09.82 [3]	0:55.36 [12]	0:44.58 [12]	0:33.51 [12]	0:22.24 [11]	0:11.18 [11]	0.6L	0:33.51	+2	
			1000m	1000m	(0:14.46)	(0:10.78)	(0:11.07)	(0:11.27)	(0:11.06)	(0:11.18)				
4	18 MISS BAYLES Robbie Dolan	4	67.3	0:10.85	1:09.86 [4]	0:55.79 [8]	0:44.94 [9]	0:33.84 [8]	0:22.43 [10]	0:11.40 [9]	0.8L	0:33.84	-3	
			1000m	1000m	(0:14.07)	(0:10.85)	(0:11.10)	(0:11.41)	(0:11.03)	(0:11.40)				
5	13 REDZOUST Cejay Graham	9	68.5	0:10.78	1:10.01 [5]	0:55.80 [10]	0:45.02 [11]	0:33.79 [11]	0:22.33 [12]	0:11.32 [12]	1.71L	0:33.79	+1	
			1000m	1000m	(0:14.21)	(0:10.78)	(0:11.23)	(0:11.46)	(0:11.01)	(0:11.32)				
6	7 MOUNT FUJI Michael Rodd	8	68.6	0:10.64	1:10.03 [6]	0:55.90 [9]	0:45.26 [8]	0:34.22 [6]	0:22.90 [3]	0:11.77 [4]	1.81L	0:34.22	+4	
			1000m	1000m	(0:14.13)	(0:10.64)	(0:11.04)	(0:11.32)	(0:11.13)	(0:11.77)				
7	19 FIGHTING IDOL Tahlia Fenlon	6	69.6	0:10.83	1:10.14 [7]	0:56.55 [2]	0:45.72 [3]	0:34.52 [3]	0:22.99 [4]	0:11.86 [5]	2.47L	0:34.52	+0	
			Overall	1000m	(0:13.59)	(0:10.83)	(0:11.20)	(0:11.53)	(0:11.13)	(0:11.86)				
8	15 SURFERS ROYALE Angela Jones	11	69.5	0:10.78	1:10.26 [8]	0:56.74 [1]	0:45.96 [1]	0:34.89 [1]	0:23.36 [1]	0:12.05 [2]	3.19L	0:34.89	-3	
			1000m	1000m	(0:13.52)	(0:10.78)	(0:11.07)	(0:11.53)	(0:11.31)	(0:12.05)				
9	10 JAYANTHI Nikita Beriman	1	68.7	0:10.85	1:10.38 [9]	0:56.65 [3]	0:45.80 [5]	0:34.63 [5]	0:23.19 [7]	0:12.02 [7]	3.87L	0:34.63	-2	
			1000m	1000m	(0:13.73)	(0:10.85)	(0:11.17)	(0:11.44)	(0:11.17)	(0:12.02)				
10	6 DAMO DAYZ Kyle Wilson-Taylor	2	68.4	0:10.74	1:10.55 [10]	0:56.82 [4]	0:46.08 [4]	0:34.81 [4]	0:23.38 [6]	0:12.16 [8]	4.91L	0:34.81	+0	
			1000m	1000m	(0:13.73)	(0:10.74)	(0:11.27)	(0:11.43)	(0:11.22)	(0:12.16)				

Scratched: Caspernova (#17), Decisive Lass (#16), Atmosphere (#1), Tribeca Star (#2), Addriel (#3), The Fixer (#8), Kemi Zabi (#11)

[] Ranking at each section and finish
 -:-:- No data available at this section
 NA No data available

SCN Saddle cloth number
 DNF Did not finish
 DNT Did not track



Doomben QLD Professional
Race 10: THE GIBSON Class 4 Handicap - 1200m
01 February 2025 - 17:50



Track Rating: Good 4, Weather: Fine, Rail Position: True

Section		Overall	1000m	800m	600m	400m	200m	Last 600m					
Field Times		1:09.72 (0:13.52)	0:56.20 (0:10.78)	0:45.42 (0:11.07)	0:34.35 (0:11.53)	0:22.82 (0:11.26)	0:11.56 (0:11.56)	0:34.35					
Rank	TAB Horse/Jockey	Barrier	Top Speed [km/h]	Fastest Section	Margin							Distance Travelled [m]	
11	9 NEVER GIVE UP Justin Huxtable	3	68.0 1000m	0:10.85 1000m	1:10.65 [11] (0:13.91)	0:56.74 [7] (0:10.85)	0:45.89 [7] (0:11.29)	0:34.60 [9] (0:11.37)	0:23.23 [8] (0:11.09)	0:12.14 [10] (0:12.14)	5.45L	0:34.60	+0
12	12 MY MUM'S TOYBOY Micheal Hellyer	5	70.3 1000m	0:10.56 1000m	1:11.67 [12] (0:13.79)	0:57.88 [5] (0:10.56)	0:47.32 [2] (0:11.10)	0:36.22 [2] (0:11.49)	0:24.73 [2] (0:11.28)	0:13.45 [3] (0:13.45)	11.44L	0:36.22	+1

Scratched: Caspernova (#17), Decisive Lass (#16), Atmosphere (#1), Tribeca Star (#2), Addriel (#3), The Fixer (#8), Kemi Zabi (#11)

[] Ranking at each section and finish
 -:-:-:- No data available at this section
 NA No data available

SCN Saddle cloth number
 DNF Did not finish
 DNT Did not track



Horse/Jockey Name	Volcanic Love
Final Rank	1
Fastest Section Time (Section)	0:10.74 (1000m)
Top Speed [km/h] (Section)	68.7 (1000m)
Race State	Finished

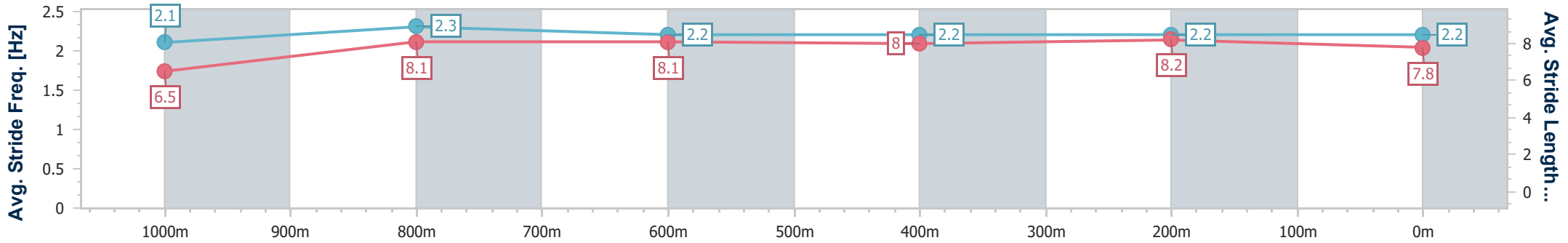
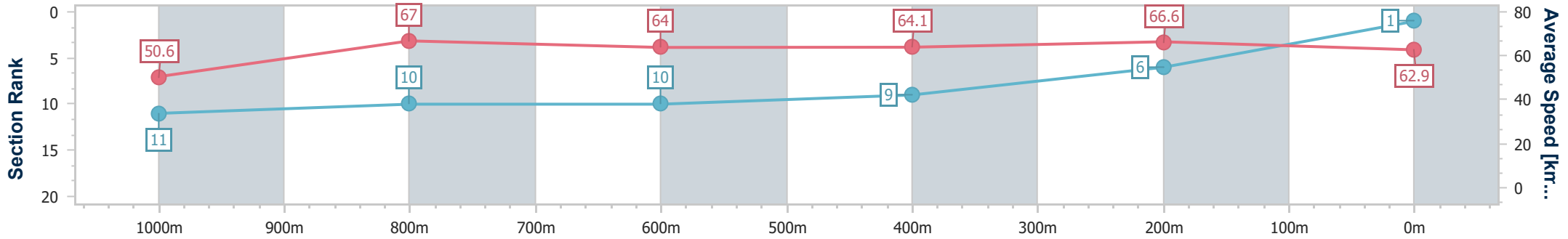


Doomben QLD Professional
Race 10: THE GIBSON Class 4 Handicap - 1200m
 01 February 2025 - 17:50
 Track Rating: Good 4, Weather: Fine, Rail Position: True



BRISBANE
RACING CLUB

Section	Overall	1000m	800m	600m	400m	200m
Section Times	1:09.72 [1] (0:14.23)	0:55.49 [11] (0:10.74)	0:44.75 [10] (0:11.21)	0:33.54 [10] (0:11.25)	0:22.29 [9] (0:10.86)	0:11.43 [6] (0:11.43)
Average Speed [km/h]	50.6	67.0	64.0	64.1	66.6	62.9
Top Speed [km/h]	65.6	68.7	65.5	65.5	68.0	65.1
Avg. Dist. to Rail [m]	4.5	0.3	0.7	0.4	3.8	6.4
Avg. Stride Freq. [Hz]	2.1	2.3	2.2	2.2	2.2	2.2
Avg. Stride Length [m]	6.5	8.1	8.1	8.0	8.2	7.8



- [] Ranking at each section and finish
- .-.- No data available at this section
- NA No data available



Horse/Jockey Name	Mintaka Lad
Final Rank	2
Fastest Section Time (Section)	0:10.84 (1000m)
Top Speed [km/h] (Section)	67.9 (800m)
Race State	Finished

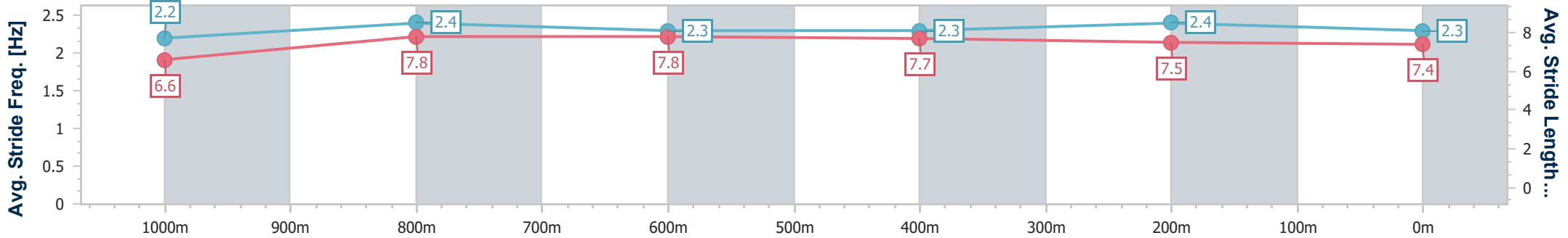
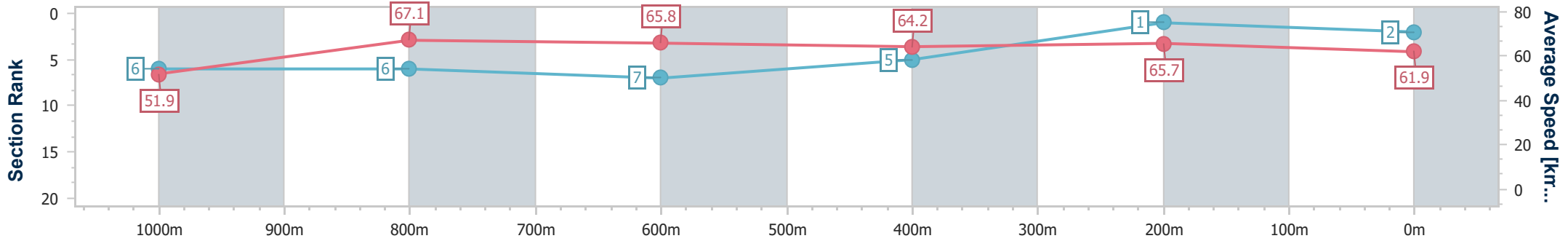


Doomben QLD Professional
Race 10: THE GIBSON Class 4 Handicap - 1200m
 01 February 2025 - 17:50
 Track Rating: Good 4, Weather: Fine, Rail Position: True



BRISBANE
RACING CLUB

Section	Overall	1000m	800m	600m	400m	200m
Section Times	1:09.74 [2] (0:13.85)	0:55.89 [6] (0:10.84)	0:45.05 [6] (0:11.14)	0:33.91 [7] (0:11.34)	0:22.57 [5] (0:10.99)	0:11.58 [1] (0:11.58)
Average Speed [km/h]	51.9	67.1	65.8	64.2	65.7	61.9
Top Speed [km/h]	66.9	67.9	67.9	65.7	67.0	66.0
Avg. Dist. to Rail [m]	7.1	3.6	3.7	2.0	1.0	2.7
Avg. Stride Freq. [Hz]	2.2	2.4	2.3	2.3	2.4	2.3
Avg. Stride Length [m]	6.6	7.8	7.8	7.7	7.5	7.4



- [] Ranking at each section and finish
- .-.- No data available at this section
- NA No data available



Horse/Jockey Name	Lubrication
Final Rank	3
Fastest Section Time (Section)	0:10.78 (1000m)
Top Speed [km/h] (Section)	67.9 (1000m)
Race State	Finished

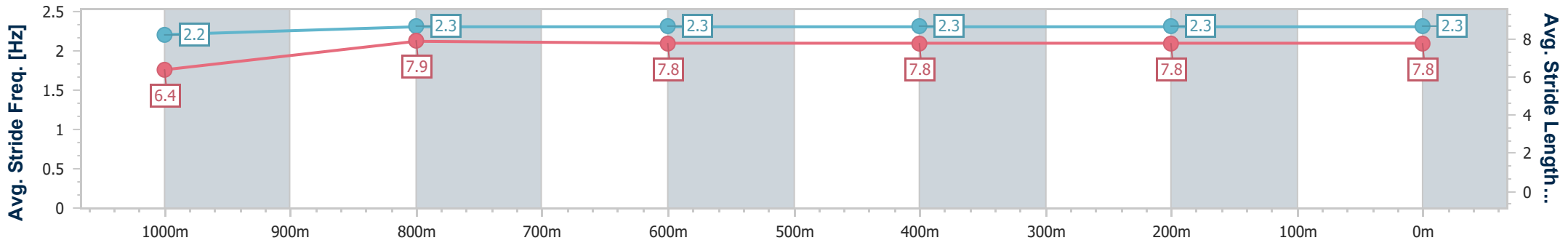
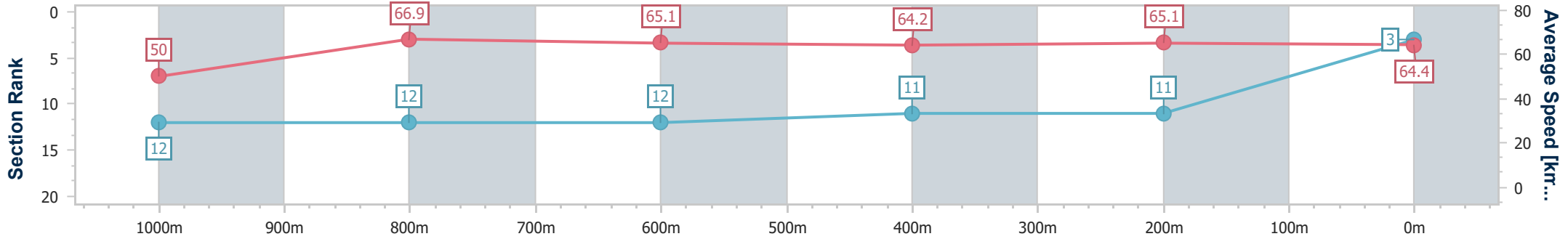


Doomben QLD Professional
Race 10: THE GIBSON Class 4 Handicap - 1200m
 01 February 2025 - 17:50
 Track Rating: Good 4, Weather: Fine, Rail Position: True



BRISBANE
RACING CLUB

Section	Overall	1000m	800m	600m	400m	200m
Section Times	1:09.82 [3] (0:14.46)	0:55.36 [12] (0:10.78)	0:44.58 [12] (0:11.07)	0:33.51 [12] (0:11.27)	0:22.24 [11] (0:11.06)	0:11.18 [11] (0:11.18)
Average Speed [km/h]	50.0	66.9	65.1	64.2	65.1	64.4
Top Speed [km/h]	65.6	67.9	66.0	65.6	66.2	65.8
Avg. Dist. to Rail [m]	7.3	0.9	0.8	0.4	1.9	5.4
Avg. Stride Freq. [Hz]	2.2	2.3	2.3	2.3	2.3	2.3
Avg. Stride Length [m]	6.4	7.9	7.8	7.8	7.8	7.8



- [] Ranking at each section and finish
- .-.- No data available at this section
- NA No data available



Horse/Jockey Name	Miss Bayles
Final Rank	4
Fastest Section Time (Section)	0:10.85 (1000m)
Top Speed [km/h] (Section)	67.3 (1000m)
Race State	Finished

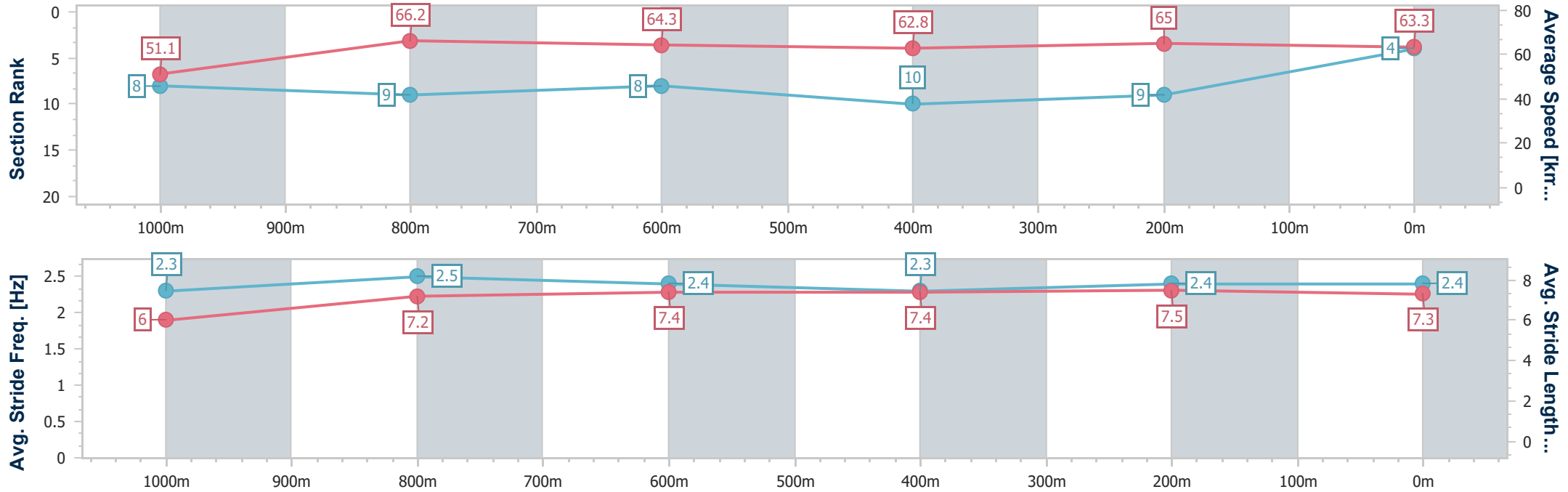


Doomben QLD Professional
Race 10: THE GIBSON Class 4 Handicap - 1200m
 01 February 2025 - 17:50
 Track Rating: Good 4, Weather: Fine, Rail Position: True



BRISBANE
RACING CLUB

Section	Overall	1000m	800m	600m	400m	200m
Section Times	1:09.86 [4] (0:14.07)	0:55.79 [8] (0:10.85)	0:44.94 [9] (0:11.10)	0:33.84 [8] (0:11.41)	0:22.43 [10] (0:11.03)	0:11.40 [9] (0:11.40)
Average Speed [km/h]	51.1	66.2	64.3	62.8	65.0	63.3
Top Speed [km/h]	66.1	67.3	65.1	64.6	66.9	65.3
Avg. Dist. to Rail [m]	2.8	0.4	1.5	1.2	1.5	3.3
Avg. Stride Freq. [Hz]	2.3	2.5	2.4	2.3	2.4	2.4
Avg. Stride Length [m]	6.0	7.2	7.4	7.4	7.5	7.3



- [] Ranking at each section and finish
- .-.- No data available at this section
- NA No data available



Horse/Jockey Name	Redzoust
Final Rank	5
Fastest Section Time (Section)	0:10.78 (1000m)
Top Speed [km/h] (Section)	68.5 (1000m)
Race State	Finished

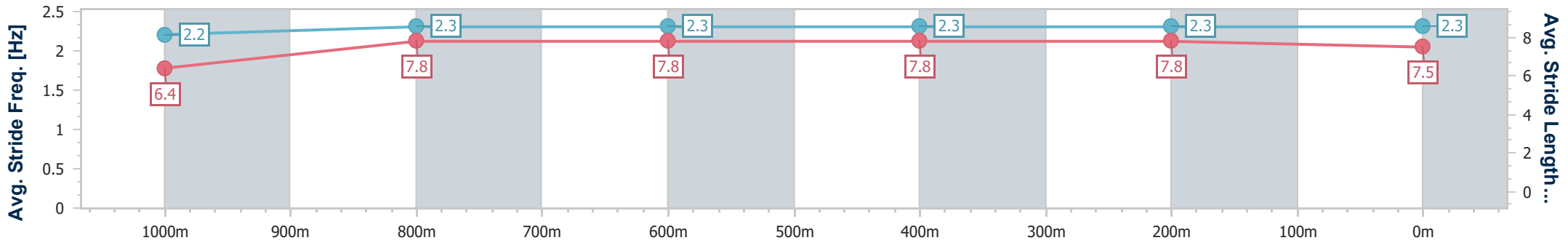
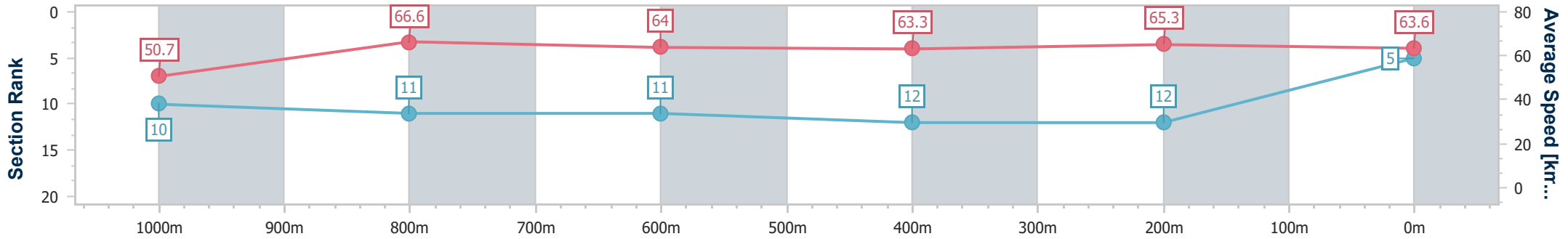


Doomben QLD Professional
Race 10: THE GIBSON Class 4 Handicap - 1200m
 01 February 2025 - 17:50
 Track Rating: Good 4, Weather: Fine, Rail Position: True



BRISBANE
RACING CLUB

Section	Overall	1000m	800m	600m	400m	200m
Section Times	1:10.01 [5] (0:14.21)	0:55.80 [10] (0:10.78)	0:45.02 [11] (0:11.23)	0:33.79 [11] (0:11.46)	0:22.33 [12] (0:11.01)	0:11.32 [12] (0:11.32)
Average Speed [km/h]	50.7	66.6	64.0	63.3	65.3	63.6
Top Speed [km/h]	67.0	68.5	64.6	65.1	66.8	65.9
Avg. Dist. to Rail [m]	4.9	0.6	0.7	0.9	0.7	2.3
Avg. Stride Freq. [Hz]	2.2	2.3	2.3	2.3	2.3	2.3
Avg. Stride Length [m]	6.4	7.8	7.8	7.8	7.8	7.5



- [] Ranking at each section and finish
- .-.- No data available at this section
- NA No data available



Horse/Jockey Name	Mount Fuji
Final Rank	6
Fastest Section Time (Section)	0:10.64 (1000m)
Top Speed [km/h] (Section)	68.6 (1000m)
Race State	Finished

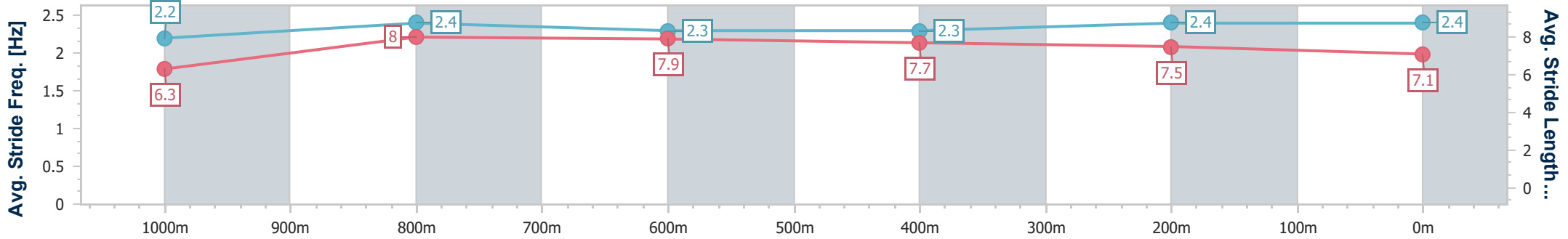
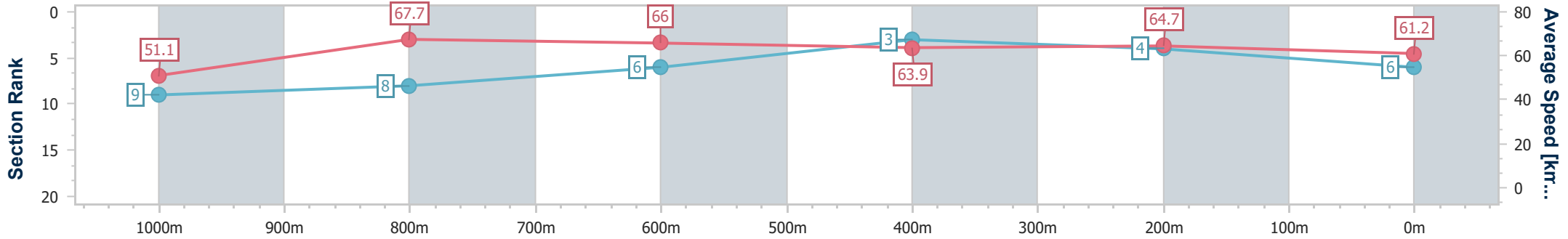


Doomben QLD Professional
Race 10: THE GIBSON Class 4 Handicap - 1200m
 01 February 2025 - 17:50
 Track Rating: Good 4, Weather: Fine, Rail Position: True



BRISBANE
RACING CLUB

Section	Overall	1000m	800m	600m	400m	200m
Section Times	1:10.03 [6] (0:14.13)	0:55.90 [9] (0:10.64)	0:45.26 [8] (0:11.04)	0:34.22 [6] (0:11.32)	0:22.90 [3] (0:11.13)	0:11.77 [4]
Average Speed [km/h]	51.1	67.7	66.0	63.9	64.7	61.2
Top Speed [km/h]	66.1	68.6	66.7	66.7	66.6	65.6
Avg. Dist. to Rail [m]	5.4	1.5	1.6	0.9	1.3	3.0
Avg. Stride Freq. [Hz]	2.2	2.4	2.3	2.3	2.4	2.4
Avg. Stride Length [m]	6.3	8.0	7.9	7.7	7.5	7.1



- [] Ranking at each section and finish
- .-.- No data available at this section
- NA No data available



Horse/Jockey Name	Fighting Idol
Final Rank	7
Fastest Section Time (Section)	0:10.83 (1000m)
Top Speed [km/h] (Section)	69.6 (Overall)
Race State	Finished

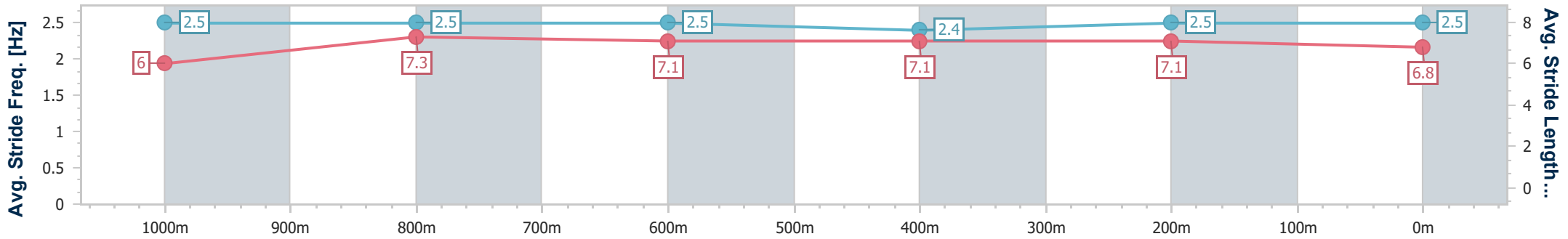
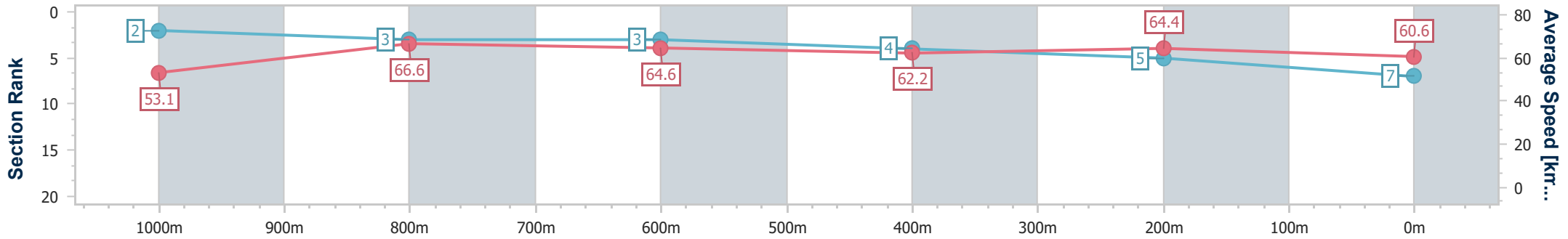


Doomben QLD Professional
Race 10: THE GIBSON Class 4 Handicap - 1200m
 01 February 2025 - 17:50
 Track Rating: Good 4, Weather: Fine, Rail Position: True



BRISBANE
RACING CLUB

Section	Overall	1000m	800m	600m	400m	200m
Section Times	1:10.14 [7] (0:13.59)	0:56.55 [2] (0:10.83)	0:45.72 [3] (0:11.20)	0:34.52 [3] (0:11.53)	0:22.99 [4] (0:11.13)	0:11.86 [5] (0:11.86)
Average Speed [km/h]	53.1	66.6	64.6	62.2	64.4	60.6
Top Speed [km/h]	69.6	69.5	64.9	64.7	65.8	62.6
Avg. Dist. to Rail [m]	4.9	0.5	1.1	1.4	2.5	2.9
Avg. Stride Freq. [Hz]	2.5	2.5	2.5	2.4	2.5	2.5
Avg. Stride Length [m]	6.0	7.3	7.1	7.1	7.1	6.8



- [] Ranking at each section and finish
- .-.- No data available at this section
- NA No data available



Horse/Jockey Name	Surfers Royale
Final Rank	8
Fastest Section Time (Section)	0:10.78 (1000m)
Top Speed [km/h] (Section)	69.5 (1000m)
Race State	Finished

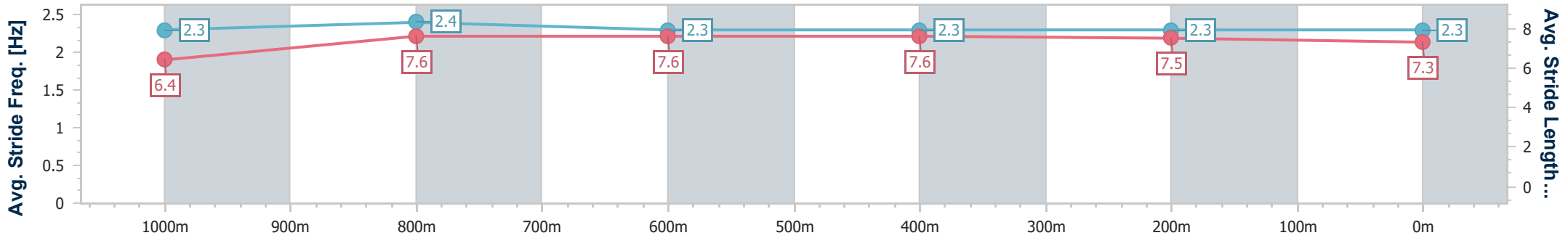
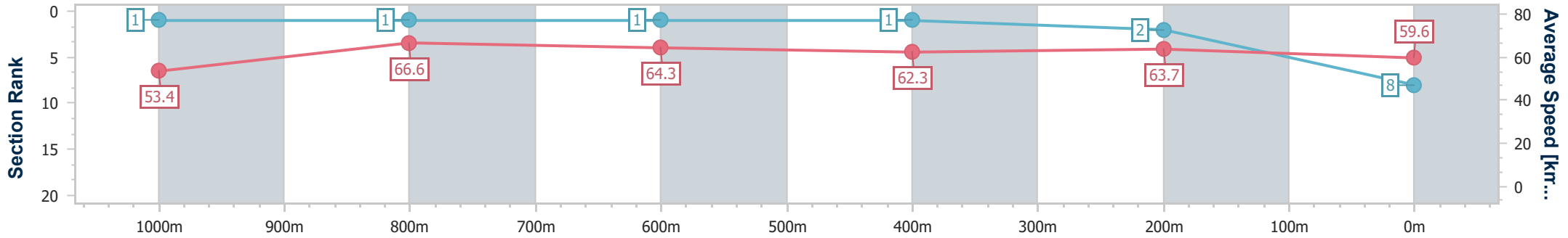


Doomben QLD Professional
Race 10: THE GIBSON Class 4 Handicap - 1200m
 01 February 2025 - 17:50
 Track Rating: Good 4, Weather: Fine, Rail Position: True



BRISBANE
RACING CLUB

Section	Overall	1000m	800m	600m	400m	200m
Section Times	1:10.26 [8] (0:13.52)	0:56.74 [1] (0:10.78)	0:45.96 [1] (0:11.07)	0:34.89 [1] (0:11.53)	0:23.36 [1] (0:11.31)	0:12.05 [2] (0:12.05)
Average Speed [km/h]	53.4	66.6	64.3	62.3	63.7	59.6
Top Speed [km/h]	69.3	69.5	65.2	63.7	64.6	62.8
Avg. Dist. to Rail [m]	6.9	1.0	1.9	0.4	1.4	1.8
Avg. Stride Freq. [Hz]	2.3	2.4	2.3	2.3	2.3	2.3
Avg. Stride Length [m]	6.4	7.6	7.6	7.6	7.5	7.3



- [] Ranking at each section and finish
- .-.- No data available at this section
- NA No data available



Horse/Jockey Name	Jayanthi
Final Rank	9
Fastest Section Time (Section)	0:10.85 (1000m)
Top Speed [km/h] (Section)	68.7 (1000m)
Race State	Finished

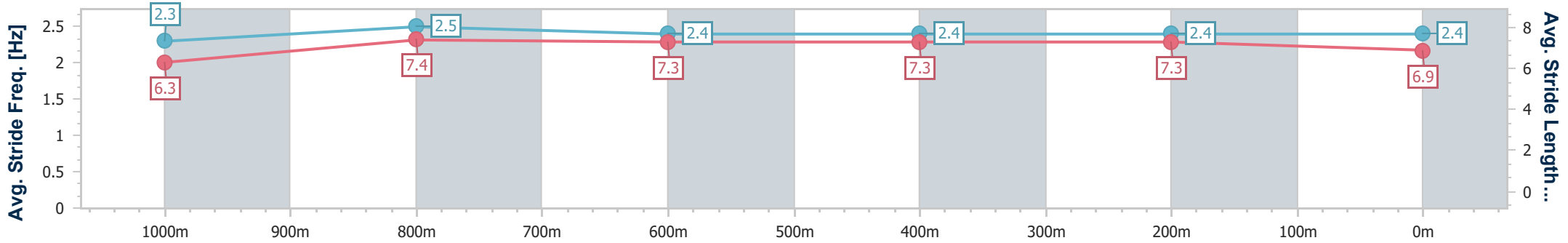
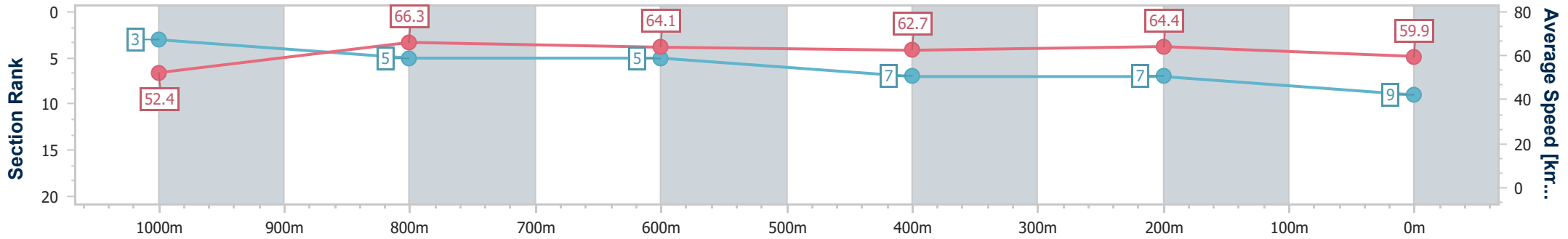


Doomben QLD Professional
Race 10: THE GIBSON Class 4 Handicap - 1200m
 01 February 2025 - 17:50
 Track Rating: Good 4, Weather: Fine, Rail Position: True



BRISBANE
RACING CLUB

Section	Overall	1000m	800m	600m	400m	200m
Section Times	1:10.38 [9] (0:13.73)	0:56.65 [3] (0:10.85)	0:45.80 [5] (0:11.17)	0:34.63 [5] (0:11.44)	0:23.19 [7] (0:11.17)	0:12.02 [7] (0:12.02)
Average Speed [km/h]	52.4	66.3	64.1	62.7	64.4	59.9
Top Speed [km/h]	67.4	68.7	64.7	63.9	65.6	63.5
Avg. Dist. to Rail [m]	0.8	0.8	0.9	1.0	1.6	1.6
Avg. Stride Freq. [Hz]	2.3	2.5	2.4	2.4	2.4	2.4
Avg. Stride Length [m]	6.3	7.4	7.3	7.3	7.3	6.9



- [] Ranking at each section and finish
- .-.- No data available at this section
- NA No data available



Horse/Jockey Name	Damo Dayz
Final Rank	10
Fastest Section Time (Section)	0:10.74 (1000m)
Top Speed [km/h] (Section)	68.4 (1000m)
Race State	Finished

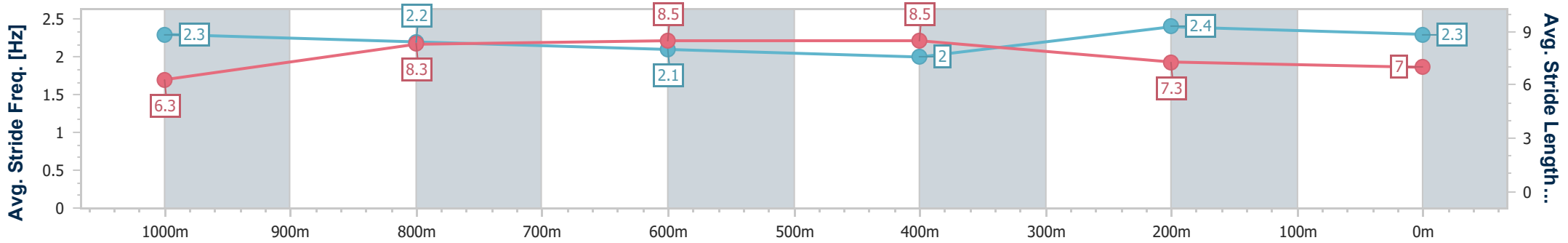
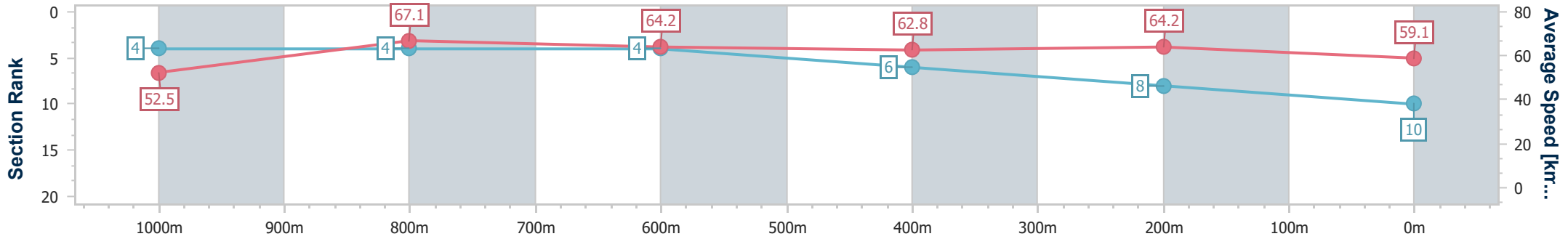


Doomben QLD Professional
Race 10: THE GIBSON Class 4 Handicap - 1200m
 01 February 2025 - 17:50
 Track Rating: Good 4, Weather: Fine, Rail Position: True



BRISBANE
RACING CLUB

Section	Overall	1000m	800m	600m	400m	200m
Section Times	1:10.55 [10] (0:13.73)	0:56.82 [4] (0:10.74)	0:46.08 [4] (0:11.27)	0:34.81 [4] (0:11.43)	0:23.38 [6] (0:11.22)	0:12.16 [8] (0:12.16)
Average Speed [km/h]	52.5	67.1	64.2	62.8	64.2	59.1
Top Speed [km/h]	67.0	68.4	65.5	64.4	65.1	64.2
Avg. Dist. to Rail [m]	2.2	1.4	0.7	0.3	0.7	1.7
Avg. Stride Freq. [Hz]	2.3	2.2	2.1	2.0	2.4	2.3
Avg. Stride Length [m]	6.3	8.3	8.5	8.5	7.3	7.0



- [] Ranking at each section and finish
- .-.- No data available at this section
- NA No data available



Horse/Jockey Name	Never Give Up
Final Rank	11
Fastest Section Time (Section)	0:10.85 (1000m)
Top Speed [km/h] (Section)	68.0 (1000m)
Race State	Finished

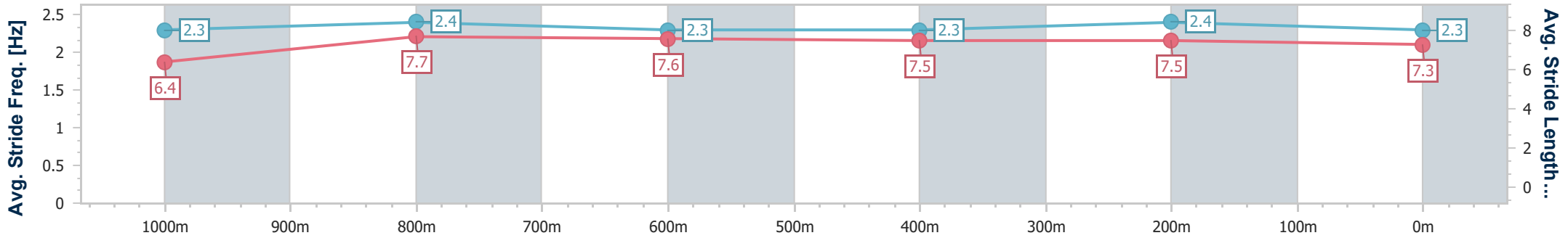
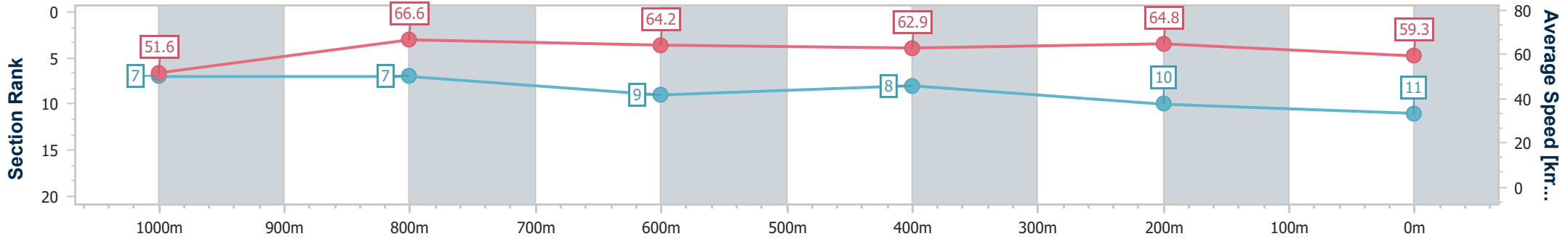


Doomben QLD Professional
Race 10: THE GIBSON Class 4 Handicap - 1200m
 01 February 2025 - 17:50
 Track Rating: Good 4, Weather: Fine, Rail Position: True



BRISBANE
RACING CLUB

Section	Overall	1000m	800m	600m	400m	200m
Section Times	1:10.65 [11] (0:13.91)	0:56.74 [7] (0:10.85)	0:45.89 [7] (0:11.29)	0:34.60 [9] (0:11.37)	0:23.23 [8] (0:11.09)	0:12.14 [10] (0:12.14)
Average Speed [km/h]	51.6	66.6	64.2	62.9	64.8	59.3
Top Speed [km/h]	67.0	68.0	66.0	64.8	66.2	64.5
Avg. Dist. to Rail [m]	2.0	0.8	0.8	0.7	1.1	1.7
Avg. Stride Freq. [Hz]	2.3	2.4	2.3	2.3	2.4	2.3
Avg. Stride Length [m]	6.4	7.7	7.6	7.5	7.5	7.3



- [] Ranking at each section and finish
- .-.- No data available at this section
- NA No data available



Horse/Jockey Name	My Mum's Toyboy
Final Rank	12
Fastest Section Time (Section)	0:10.56 (1000m)
Top Speed [km/h] (Section)	70.3 (1000m)
Race State	Finished

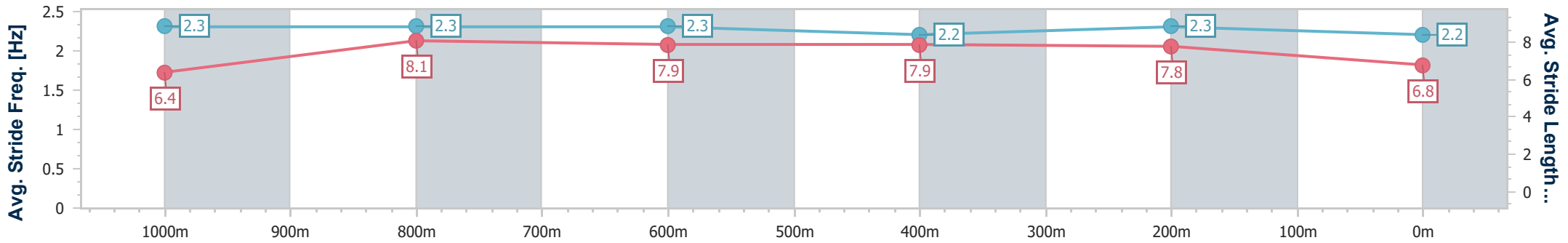
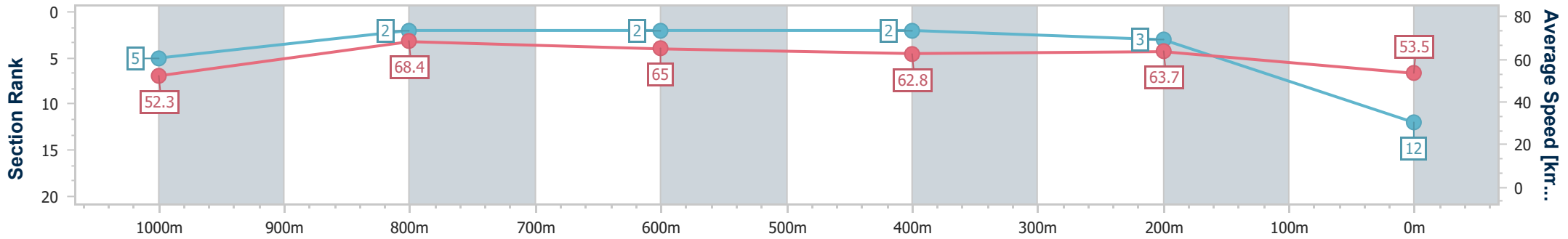


Doomben QLD Professional
Race 10: THE GIBSON Class 4 Handicap - 1200m
 01 February 2025 - 17:50
 Track Rating: Good 4, Weather: Fine, Rail Position: True



BRISBANE
RACING CLUB

Section	Overall	1000m	800m	600m	400m	200m
Section Times	1:11.67 [12] (0:13.79)	0:57.88 [5] (0:10.56)	0:47.32 [2] (0:11.10)	0:36.22 [2] (0:11.49)	0:24.73 [2] (0:11.28)	0:13.45 [3] (0:13.45)
Average Speed [km/h]	52.3	68.4	65.0	62.8	63.7	53.5
Top Speed [km/h]	68.5	70.3	66.0	64.2	65.1	61.4
Avg. Dist. to Rail [m]	4.6	2.0	0.7	0.6	1.5	1.1
Avg. Stride Freq. [Hz]	2.3	2.3	2.3	2.2	2.3	2.2
Avg. Stride Length [m]	6.4	8.1	7.9	7.9	7.8	6.8



- [] Ranking at each section and finish
- .-.- No data available at this section
- NA No data available