



Sunshine Coast QLD Professional

Race 5: IAT TRANSPORT BENCHMARK 58 Handicap - 1000m

02 February 2025 - 15:30



Track Rating: Good 4, Weather: Fine, Rail Position: +3m Entire

Section											Last 600m		
Field Times		Overall	800m	600m	400m	200m						0:34.40	
		0:58.10 (0:13.11)	0:44.99 (0:10.59)	0:34.40 (0:11.13)	0:23.27 (0:11.32)	0:11.95 (0:11.95)							
Rank	TAB	Horse/Jockey	Barrier	Top Speed [km/h]	Fastest Section							Margin	Distance Travelled [m]
1	2	NEW HAMPSHIRE Corey Sutherland	3	70.0 800m	0:10.80 800m	0:58.10 [1] (0:13.29)	0:44.81 [7] (0:10.80)	0:34.01 [8] (0:11.05)	0:22.96 [7] (0:11.23)	0:11.73 [4] (0:11.73)	0:58.10	0:34.01	
2	7	DIBBA DOBBA Ryan Curatolo	6	69.1 800m	0:10.68 800m	0:58.19 [2] (0:13.64)	0:44.55 [11] (0:10.68)	0:33.87 [11] (0:11.04)	0:22.83 [11] (0:11.02)	0:11.81 [5] (0:11.81)	0.4L	0:33.87	+0
3	8	MISSILE ONE Taylor Marshall	9	68.9 800m	0:10.77 800m	0:58.29 [3] (0:13.35)	0:44.94 [8] (0:10.77)	0:34.17 [9] (0:11.12)	0:23.05 [8] (0:11.26)	0:11.79 [8] (0:11.79)	0.8L	0:34.17	+0
4	10	MAKE IT SO Erin Molloy	11	71.4 800m	0:10.53 800m	0:58.40 [4] (0:13.22)	0:45.18 [4] (0:10.53)	0:34.65 [3] (0:11.13)	0:23.52 [3] (0:11.27)	0:12.25 [1] (0:12.25)	1.3L	0:34.65	+2
5	1	LUVARCHIE James Orman	4	69.8 800m	0:10.71 800m	0:58.42 [5] (0:13.11)	0:45.31 [1] (0:10.71)	0:34.60 [4] (0:11.09)	0:23.51 [4] (0:11.29)	0:12.22 [3] (0:12.22)	1.4L	0:34.60	-5
6	13	STAR CHANCE Robbie Dolan	8	69.1 800m	0:10.72 800m	0:58.42 [6] (0:13.73)	0:44.69 [12] (0:10.72)	0:33.97 [12] (0:11.06)	0:22.91 [12] (0:11.10)	0:11.81 [11] (0:11.81)	1.5L	0:33.97	+0
7	4	IPHIMEDIA Jace McMurray	1	69.2 Overall	0:10.70 800m	0:58.81 [7] (0:13.23)	0:45.58 [6] (0:10.70)	0:34.88 [5] (0:11.12)	0:23.76 [6] (0:11.37)	0:12.39 [7] (0:12.39)	3.8L	0:34.88	-5
8	9	MR POLAR Brodie Moffat	10	72.1 800m	0:10.52 800m	0:58.82 [8] (0:13.22)	0:45.60 [5] (0:10.52)	0:35.08 [2] (0:11.09)	0:23.99 [1] (0:11.34)	0:12.65 [2] (0:12.65)	3.9L	0:35.08	-2
9	6	ASHILLA Minonette Kennedy	5	70.7 Overall	0:10.84 800m	0:59.02 [9] (0:13.35)	0:45.67 [9] (0:10.84)	0:34.83 [10] (0:11.08)	0:23.75 [10] (0:11.33)	0:12.42 [10] (0:12.42)	4.9L	0:34.83	-4
10	11	HIT Dale Smith	7	71.9 800m	0:10.55 800m	0:59.21 [10] (0:13.15)	0:46.06 [2] (0:10.55)	0:35.51 [1] (0:11.16)	0:24.35 [2] (0:11.54)	0:12.81 [6] (0:12.81)	5.9L	0:35.51	+0

Scratched: How Rude (#12)

[] Ranking at each section and finish
 -:-:- No data available at this section
 NA No data available

SCN Saddle cloth number
 DNF Did not finish
 DNT Did not track



Sunshine Coast QLD Professional
Race 5: IAT TRANSPORT BENCHMARK 58 Handicap - 1000m
02 February 2025 - 15:30



Track Rating: Good 4, Weather: Fine, Rail Position: +3m Entire

Section		Overall	800m	600m	400m	200m	Last 600m					
Field Times		0:58.10 (0:13.11)	0:44.99 (0:10.59)	0:34.40 (0:11.13)	0:23.27 (0:11.32)	0:11.95 (0:11.95)	0:34.40					
Rank	TAB Horse/Jockey	Barrier	Top Speed [km/h]	Fastest Section	Margin					Distance Travelled [m]		
11	3 ARTIE PANTZ Michael Rodd	2	68.8	0:10.76	0:59.33 [11]	0:46.14 [3]	0:35.38 [6]	0:24.31 [5]	0:12.81 [9]	6.4L	0:35.38	-4
			Overall	800m	(0:13.19)	(0:10.76)	(0:11.07)	(0:11.50)	(0:12.81)			
12	5 DIAMOND LASS Justin Huxtable	12	70.5	0:10.65	0:59.37 [12]	0:46.01 [10]	0:35.36 [7]	0:24.11 [9]	0:12.71 [12]	6.6L	0:35.36	+2
			800m	800m	(0:13.36)	(0:10.65)	(0:11.25)	(0:11.40)	(0:12.71)			

Scratched: How Rude (#12)

[] Ranking at each section and finish
 -:-:- No data available at this section
 NA No data available

SCN Saddle cloth number
 DNF Did not finish
 DNT Did not track



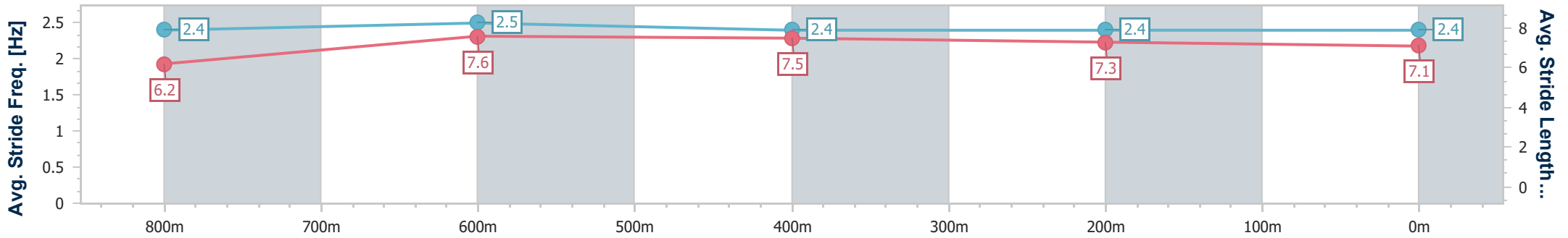
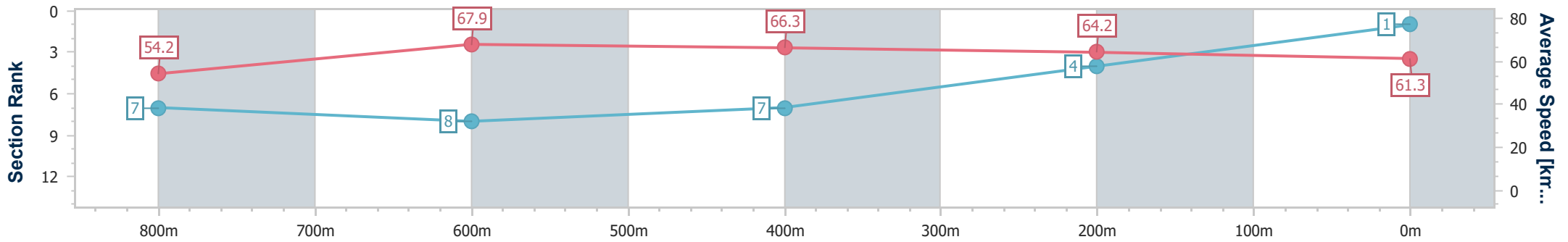
Horse/Jockey Name	New Hampshire
Final Rank	1
Fastest Section Time (Section)	0:10.80 (800m)
Top Speed [km/h] (Section)	70.0 (800m)
Race State	Finished



Sunshine Coast QLD Professional
 Race 5: IAT TRANSPORT BENCHMARK 58 Handicap - 1000m
 02 February 2025 - 15:30
 Track Rating: Good 4, Weather: Fine, Rail Position: +3m Entire



Section	Overall	800m	600m	400m	200m
Section Times	0:58.10 [1] (0:13.29)	0:44.81 [7] (0:10.80)	0:34.01 [8] (0:11.05)	0:22.96 [7] (0:11.23)	0:11.73 [4] (0:11.73)
Average Speed [km/h]	54.2	67.9	66.3	64.2	61.3
Top Speed [km/h]	69.9	70.0	67.8	65.4	64.6
Avg. Dist. to Rail [m]	5.2	4.6	2.9	5.2	6.3
Avg. Stride Freq. [Hz]	2.4	2.5	2.4	2.4	2.4
Avg. Stride Length [m]	6.2	7.6	7.5	7.3	7.1



- [] Ranking at each section and finish
- .-.- No data available at this section
- NA No data available



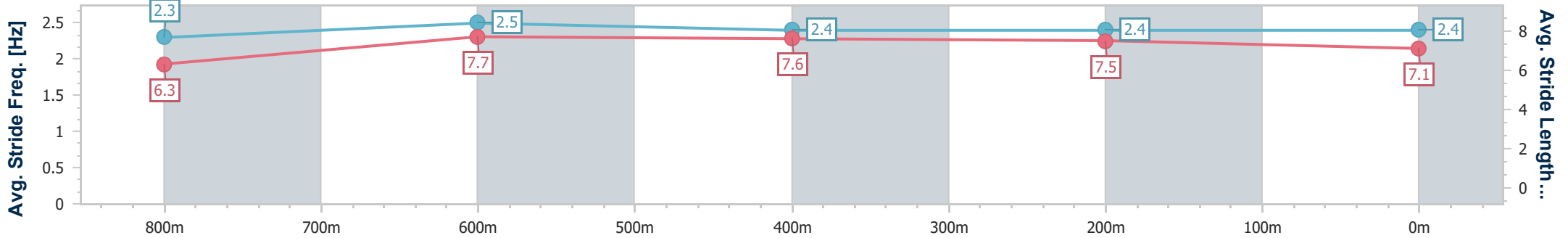
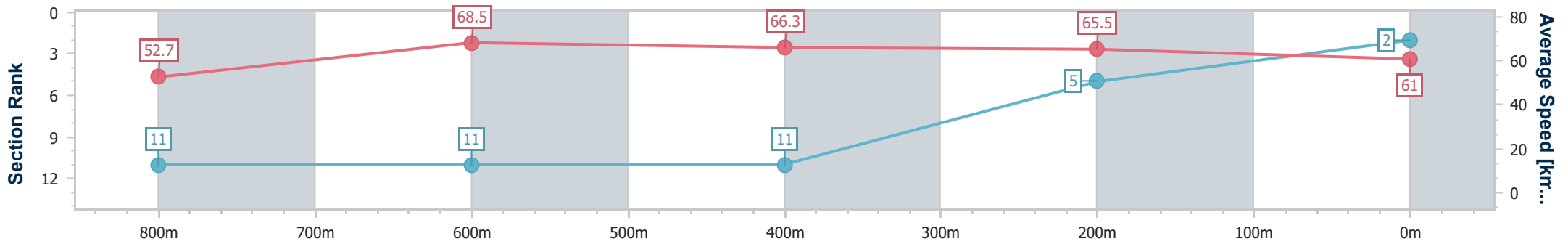
Horse/Jockey Name	Dibba Dobba
Final Rank	2
Fastest Section Time (Section)	0:10.68 (800m)
Top Speed [km/h] (Section)	69.1 (800m)
Race State	Finished



Sunshine Coast QLD Professional
 Race 5: IAT TRANSPORT BENCHMARK 58 Handicap - 1000m
 02 February 2025 - 15:30
 Track Rating: Good 4, Weather: Fine, Rail Position: +3m Entire



Section	Overall	800m	600m	400m	200m
Section Times	0:58.19 [2] (0:13.64)	0:44.55 [11] (0:10.68)	0:33.87 [11] (0:11.04)	0:22.83 [11] (0:11.02)	0:11.81 [5] (0:11.81)
Average Speed [km/h]	52.7	68.5	66.3	65.5	61.0
Top Speed [km/h]	67.4	69.1	68.6	66.1	63.8
Avg. Dist. to Rail [m]	7.4	4.7	2.8	6.3	7.7
Avg. Stride Freq. [Hz]	2.3	2.5	2.4	2.4	2.4
Avg. Stride Length [m]	6.3	7.7	7.6	7.5	7.1



- [] Ranking at each section and finish
- .-.- No data available at this section
- NA No data available



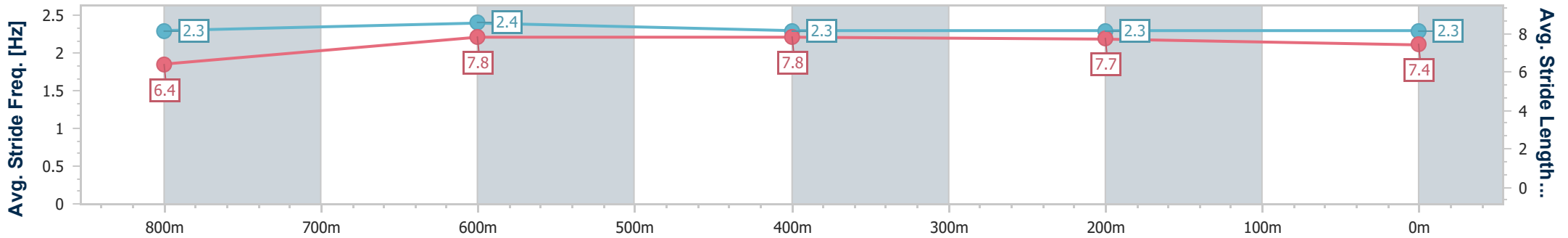
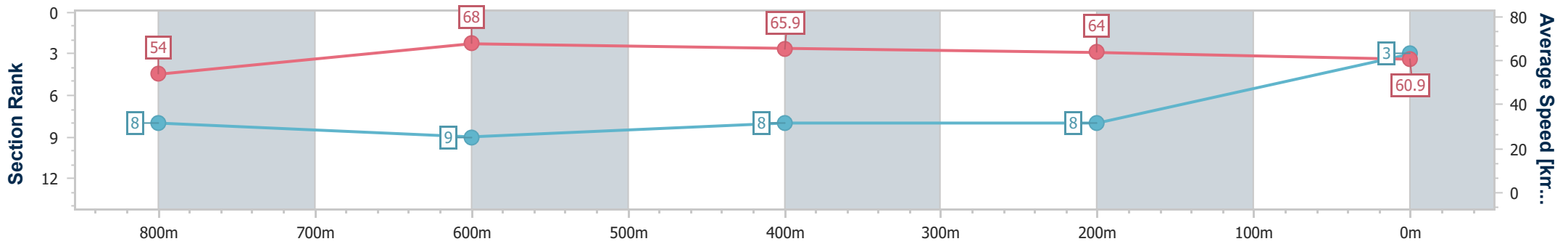
Horse/Jockey Name	Missile One
Final Rank	3
Fastest Section Time (Section)	0:10.77 (800m)
Top Speed [km/h] (Section)	68.9 (800m)
Race State	Finished



Sunshine Coast QLD Professional
 Race 5: IAT TRANSPORT BENCHMARK 58 Handicap - 1000m
 02 February 2025 - 15:30
 Track Rating: Good 4, Weather: Fine, Rail Position: +3m Entire



Section	Overall	800m	600m	400m	200m
Section Times	0:58.29 [3] (0:13.35)	0:44.94 [8] (0:10.77)	0:34.17 [9] (0:11.12)	0:23.05 [8] (0:11.26)	0:11.79 [8] (0:11.79)
Average Speed [km/h]	54.0	68.0	65.9	64.0	60.9
Top Speed [km/h]	68.0	68.9	67.6	65.3	63.7
Avg. Dist. to Rail [m]	9.2	4.9	2.5	4.0	2.9
Avg. Stride Freq. [Hz]	2.3	2.4	2.3	2.3	2.3
Avg. Stride Length [m]	6.4	7.8	7.8	7.7	7.4



- [] Ranking at each section and finish
- .-.- No data available at this section
- NA No data available



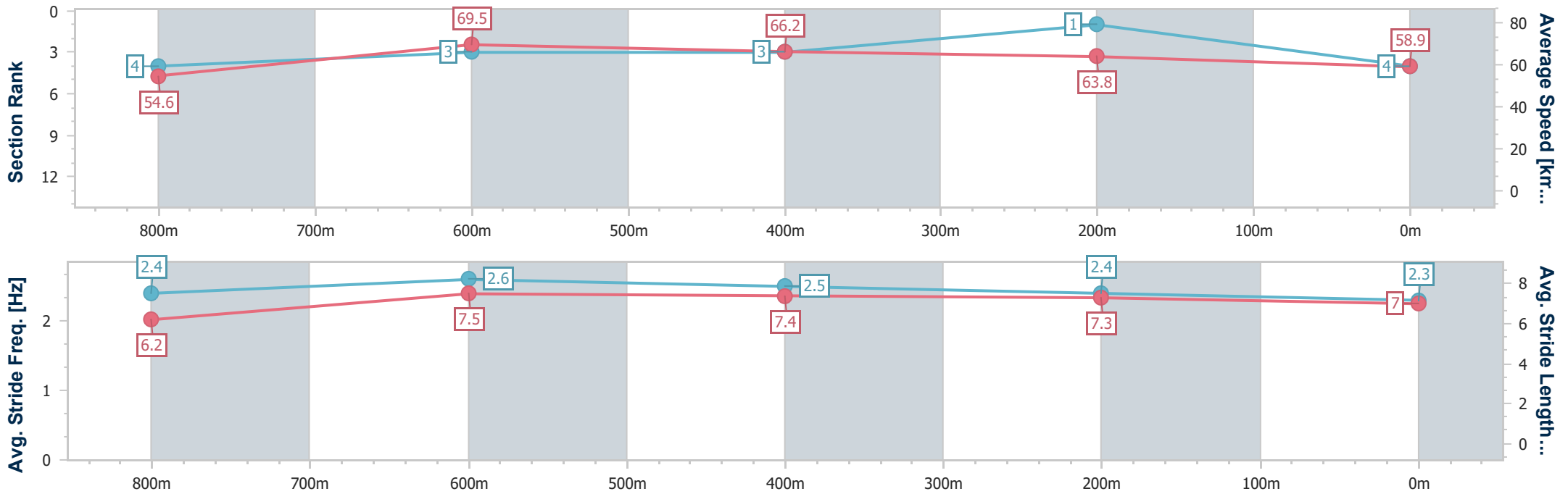
Horse/Jockey Name	Make It So
Final Rank	4
Fastest Section Time (Section)	0:10.53 (800m)
Top Speed [km/h] (Section)	71.4 (800m)
Race State	Finished



Sunshine Coast QLD Professional
 Race 5: IAT TRANSPORT BENCHMARK 58 Handicap - 1000m
 02 February 2025 - 15:30
 Track Rating: Good 4, Weather: Fine, Rail Position: +3m Entire



Section	Overall	800m	600m	400m	200m
Section Times	0:58.40 [4] (0:13.22)	0:45.18 [4] (0:10.53)	0:34.65 [3] (0:11.13)	0:23.52 [3] (0:11.27)	0:12.25 [1] (0:12.25)
Average Speed [km/h]	54.6	69.5	66.2	63.8	58.9
Top Speed [km/h]	71.4	71.4	68.1	66.0	61.9
Avg. Dist. to Rail [m]	10.8	5.6	3.6	5.0	4.7
Avg. Stride Freq. [Hz]	2.4	2.6	2.5	2.4	2.3
Avg. Stride Length [m]	6.2	7.5	7.4	7.3	7.0



- [] Ranking at each section and finish
- .-.- No data available at this section
- NA No data available



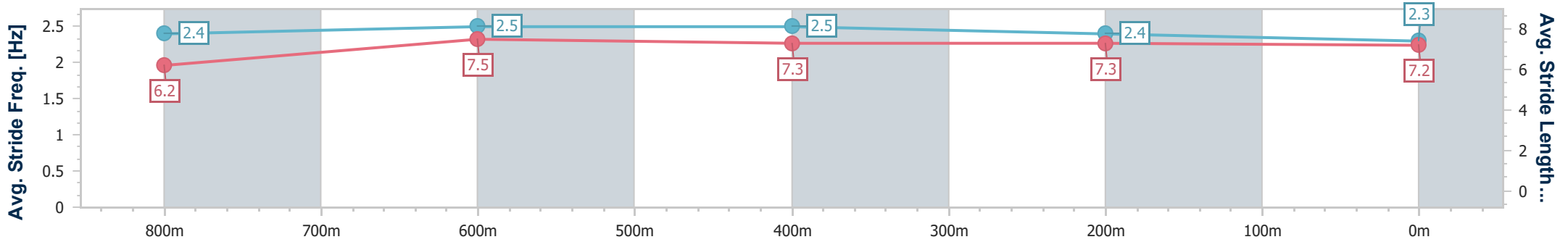
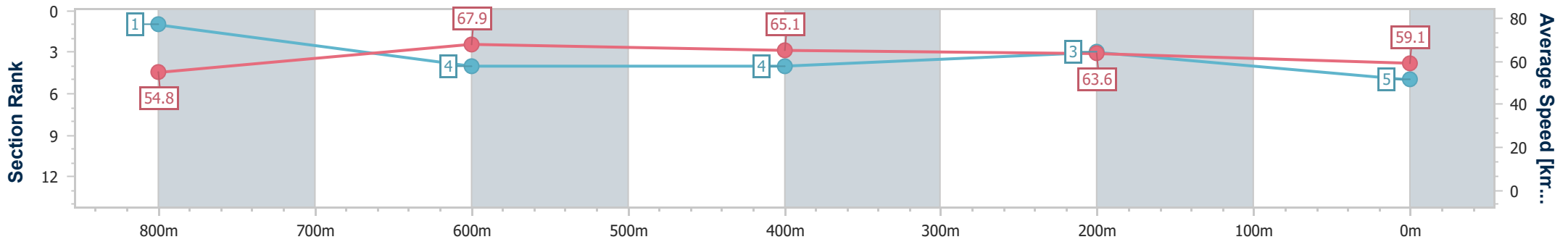
Horse/Jockey Name	Luvarchie
Final Rank	5
Fastest Section Time (Section)	0:10.71 (800m)
Top Speed [km/h] (Section)	69.8 (800m)
Race State	Finished



Sunshine Coast QLD Professional
 Race 5: IAT TRANSPORT BENCHMARK 58 Handicap - 1000m
 02 February 2025 - 15:30
 Track Rating: Good 4, Weather: Fine, Rail Position: +3m Entire



Section	Overall	800m	600m	400m	200m
Section Times	0:58.42 [5] (0:13.11)	0:45.31 [1] (0:10.71)	0:34.60 [4] (0:11.09)	0:23.51 [4] (0:11.29)	0:12.22 [3] (0:12.22)
Average Speed [km/h]	54.8	67.9	65.1	63.6	59.1
Top Speed [km/h]	69.4	69.8	66.9	65.7	62.1
Avg. Dist. to Rail [m]	5.9	3.0	0.5	0.3	0.6
Avg. Stride Freq. [Hz]	2.4	2.5	2.5	2.4	2.3
Avg. Stride Length [m]	6.2	7.5	7.3	7.3	7.2



- [] Ranking at each section and finish
- .-.- No data available at this section
- NA No data available



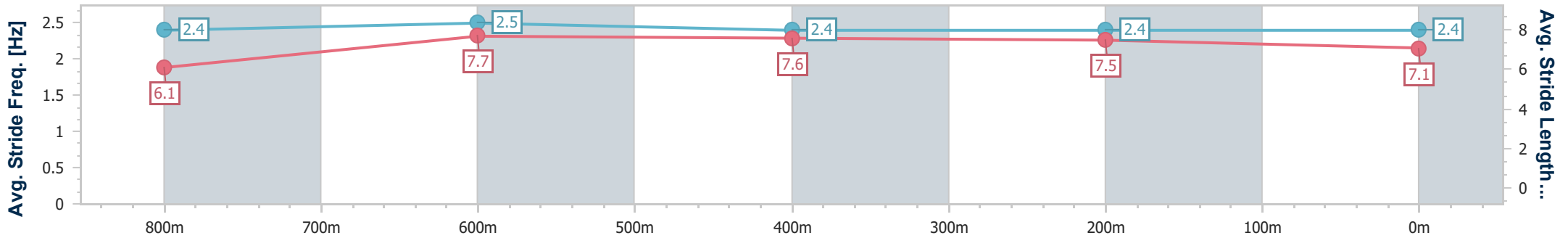
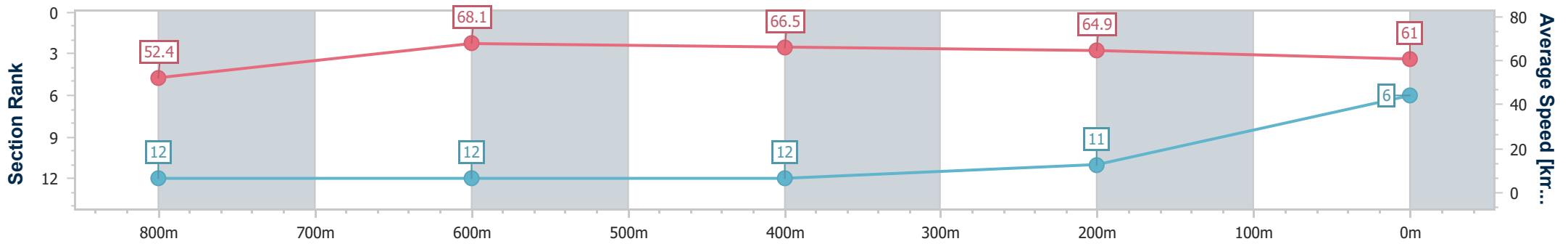
Horse/Jockey Name	Star Chance
Final Rank	6
Fastest Section Time (Section)	0:10.72 (800m)
Top Speed [km/h] (Section)	69.1 (800m)
Race State	Finished



Sunshine Coast QLD Professional
 Race 5: IAT TRANSPORT BENCHMARK 58 Handicap - 1000m
 02 February 2025 - 15:30
 Track Rating: Good 4, Weather: Fine, Rail Position: +3m Entire



Section	Overall	800m	600m	400m	200m
Section Times	0:58.42 [6] (0:13.73)	0:44.69 [12] (0:10.72)	0:33.97 [12] (0:11.06)	0:22.91 [12] (0:11.10)	0:11.81 [11] (0:11.81)
Average Speed [km/h]	52.4	68.1	66.5	64.9	61.0
Top Speed [km/h]	68.0	69.1	67.4	66.9	64.5
Avg. Dist. to Rail [m]	8.5	4.8	3.1	6.1	7.7
Avg. Stride Freq. [Hz]	2.4	2.5	2.4	2.4	2.4
Avg. Stride Length [m]	6.1	7.7	7.6	7.5	7.1



- [] Ranking at each section and finish
- .-.- No data available at this section
- NA No data available



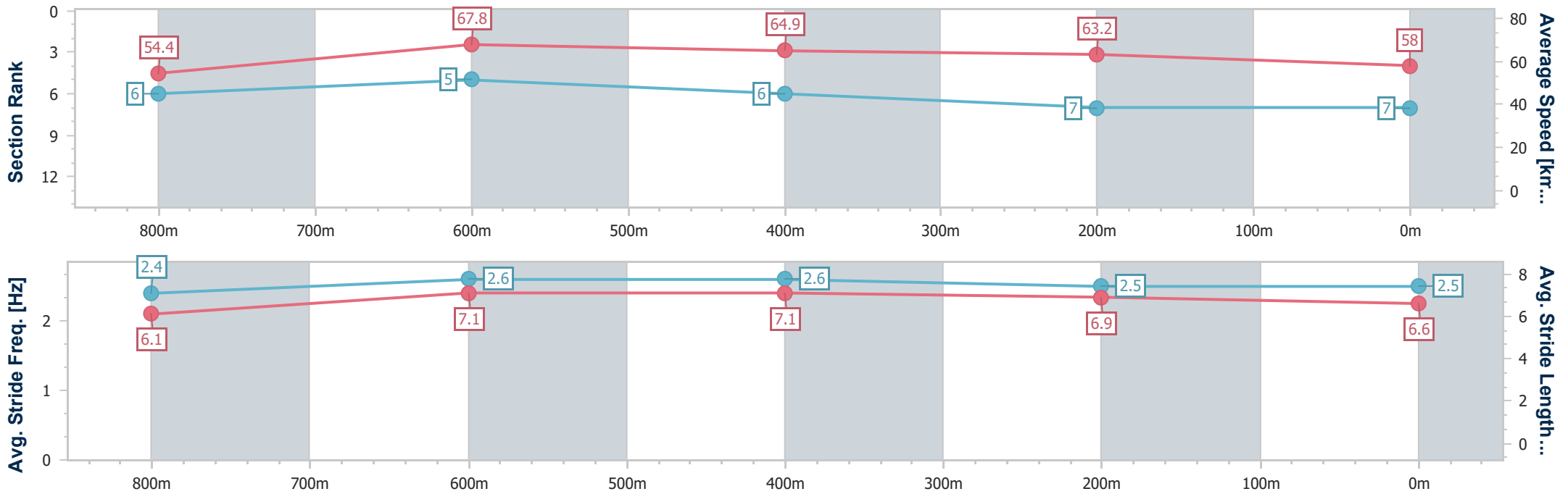
Horse/Jockey Name	Iphimedia
Final Rank	7
Fastest Section Time (Section)	0:10.70 (800m)
Top Speed [km/h] (Section)	69.2 (Overall)
Race State	Finished



Sunshine Coast QLD Professional
 Race 5: IAT TRANSPORT BENCHMARK 58 Handicap - 1000m
 02 February 2025 - 15:30
 Track Rating: Good 4, Weather: Fine, Rail Position: +3m Entire



Section	Overall	800m	600m	400m	200m
Section Times	0:58.81 [7] (0:13.23)	0:45.58 [6] (0:10.70)	0:34.88 [5] (0:11.12)	0:23.76 [6] (0:11.37)	0:12.39 [7] (0:12.39)
Average Speed [km/h]	54.4	67.8	64.9	63.2	58.0
Top Speed [km/h]	69.2	68.9	66.6	64.9	61.4
Avg. Dist. to Rail [m]	2.7	1.8	0.5	0.5	0.5
Avg. Stride Freq. [Hz]	2.4	2.6	2.6	2.5	2.5
Avg. Stride Length [m]	6.1	7.1	7.1	6.9	6.6



- [] Ranking at each section and finish
- .-.- No data available at this section
- NA No data available



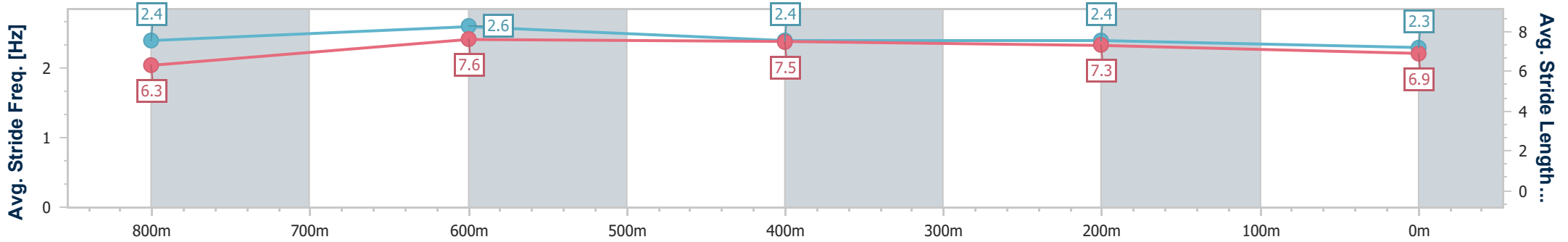
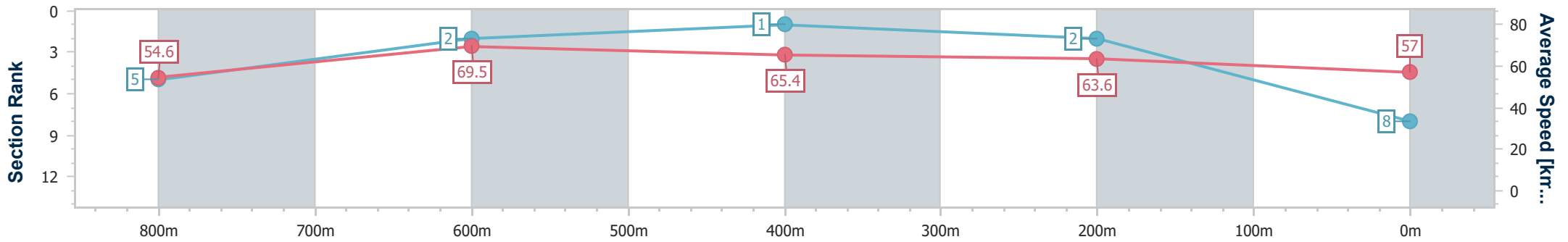
Horse/Jockey Name	Mr Polar
Final Rank	8
Fastest Section Time (Section)	0:10.52 (800m)
Top Speed [km/h] (Section)	72.1 (800m)
Race State	Finished



Sunshine Coast QLD Professional
 Race 5: IAT TRANSPORT BENCHMARK 58 Handicap - 1000m
 02 February 2025 - 15:30
 Track Rating: Good 4, Weather: Fine, Rail Position: +3m Entire



Section	Overall	800m	600m	400m	200m
Section Times	0:58.82 [8] (0:13.22)	0:45.60 [5] (0:10.52)	0:35.08 [2] (0:11.09)	0:23.99 [1] (0:11.34)	0:12.65 [2] (0:12.65)
Average Speed [km/h]	54.6	69.5	65.4	63.6	57.0
Top Speed [km/h]	70.7	72.1	67.4	65.1	61.2
Avg. Dist. to Rail [m]	10.3	4.6	2.0	3.3	2.7
Avg. Stride Freq. [Hz]	2.4	2.6	2.4	2.4	2.3
Avg. Stride Length [m]	6.3	7.6	7.5	7.3	6.9



- [] Ranking at each section and finish
- .-.- No data available at this section
- NA No data available



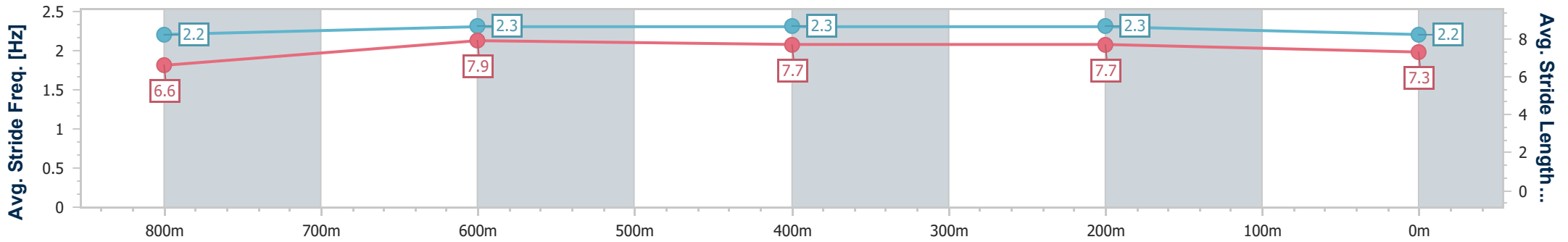
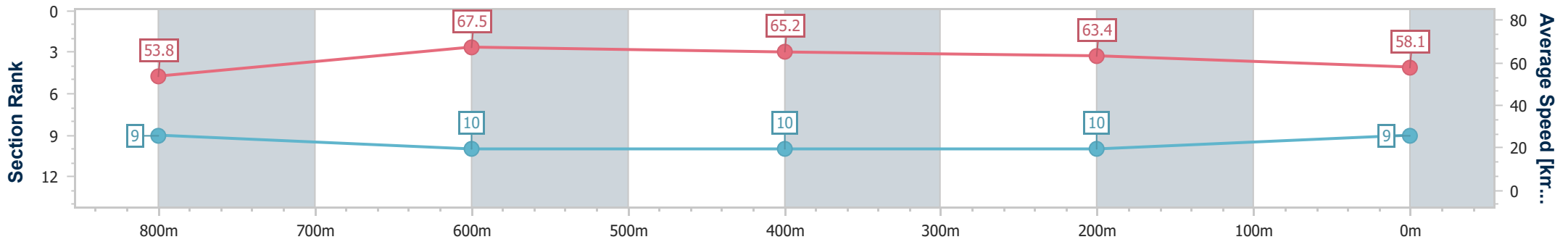
Horse/Jockey Name	Ashilla
Final Rank	9
Fastest Section Time (Section)	0:10.84 (800m)
Top Speed [km/h] (Section)	70.7 (Overall)
Race State	Finished



Sunshine Coast QLD Professional
 Race 5: IAT TRANSPORT BENCHMARK 58 Handicap - 1000m
 02 February 2025 - 15:30
 Track Rating: Good 4, Weather: Fine, Rail Position: +3m Entire



Section	Overall	800m	600m	400m	200m
Section Times	0:59.02 [9] (0:13.35)	0:45.67 [9] (0:10.84)	0:34.83 [10] (0:11.08)	0:23.75 [10] (0:11.33)	0:12.42 [10] (0:12.42)
Average Speed [km/h]	53.8	67.5	65.2	63.4	58.1
Top Speed [km/h]	70.7	70.5	67.3	64.5	61.8
Avg. Dist. to Rail [m]	7.0	3.8	0.7	0.3	0.2
Avg. Stride Freq. [Hz]	2.2	2.3	2.3	2.3	2.2
Avg. Stride Length [m]	6.6	7.9	7.7	7.7	7.3



- [] Ranking at each section and finish
- .-.- No data available at this section
- NA No data available



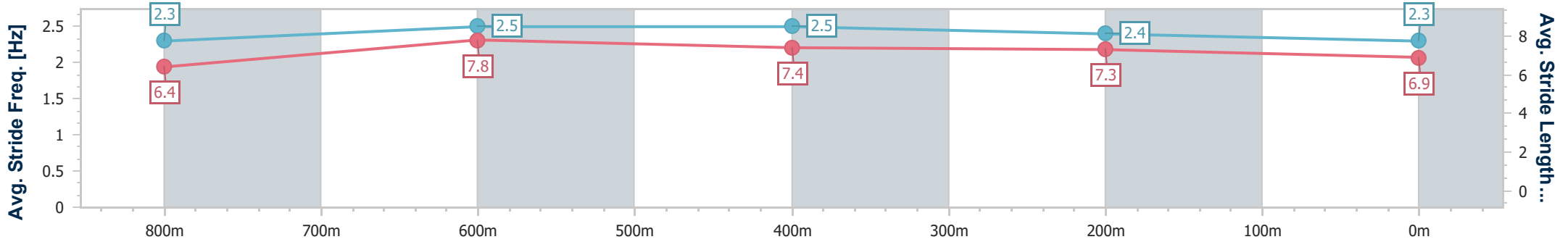
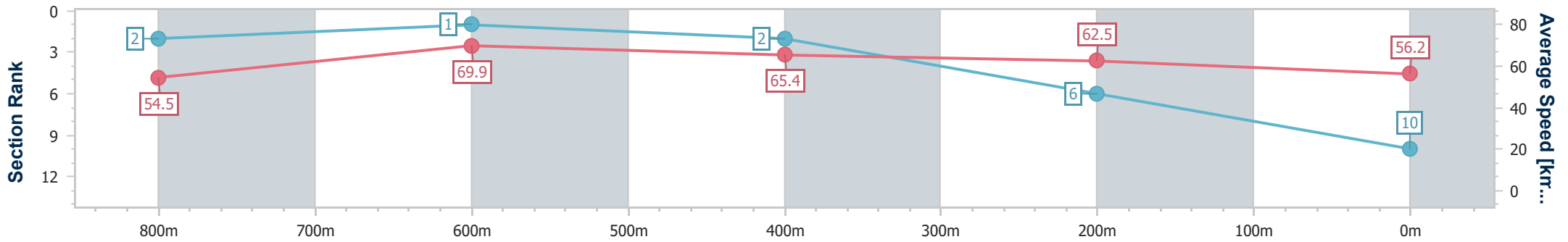
Horse/Jockey Name	Hit
Final Rank	10
Fastest Section Time (Section)	0:10.55 (800m)
Top Speed [km/h] (Section)	71.9 (800m)
Race State	Finished



Sunshine Coast QLD Professional
 Race 5: IAT TRANSPORT BENCHMARK 58 Handicap - 1000m
 02 February 2025 - 15:30
 Track Rating: Good 4, Weather: Fine, Rail Position: +3m Entire



Section	Overall	800m	600m	400m	200m
Section Times	0:59.21 [10] (0:13.15)	0:46.06 [2] (0:10.55)	0:35.51 [1] (0:11.16)	0:24.35 [2] (0:11.54)	0:12.81 [6] (0:12.81)
Average Speed [km/h]	54.5	69.9	65.4	62.5	56.2
Top Speed [km/h]	69.5	71.9	68.9	66.0	59.4
Avg. Dist. to Rail [m]	8.2	5.4	2.6	2.0	3.4
Avg. Stride Freq. [Hz]	2.3	2.5	2.5	2.4	2.3
Avg. Stride Length [m]	6.4	7.8	7.4	7.3	6.9



- [] Ranking at each section and finish
- .-.- No data available at this section
- NA No data available



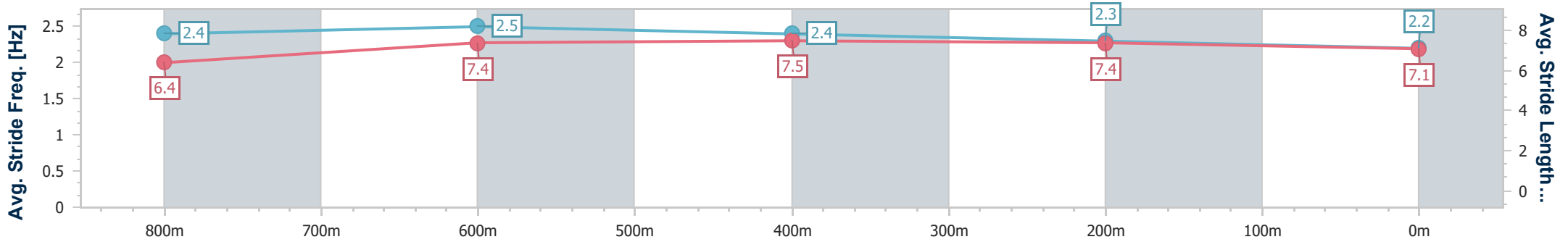
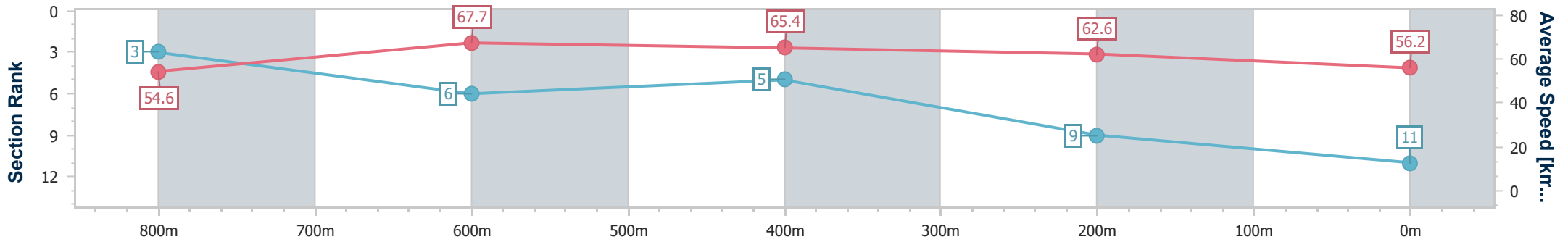
Horse/Jockey Name	Artie Pantz
Final Rank	11
Fastest Section Time (Section)	0:10.76 (800m)
Top Speed [km/h] (Section)	68.8 (Overall)
Race State	Finished



Sunshine Coast QLD Professional
 Race 5: IAT TRANSPORT BENCHMARK 58 Handicap - 1000m
 02 February 2025 - 15:30
 Track Rating: Good 4, Weather: Fine, Rail Position: +3m Entire



Section	Overall	800m	600m	400m	200m
Section Times	0:59.33 [11] (0:13.19)	0:46.14 [3] (0:10.76)	0:35.38 [6] (0:11.07)	0:24.31 [5] (0:11.50)	0:12.81 [9] (0:12.81)
Average Speed [km/h]	54.6	67.7	65.4	62.6	56.2
Top Speed [km/h]	68.8	68.5	67.3	64.6	60.8
Avg. Dist. to Rail [m]	4.1	3.1	1.1	1.7	2.0
Avg. Stride Freq. [Hz]	2.4	2.5	2.4	2.3	2.2
Avg. Stride Length [m]	6.4	7.4	7.5	7.4	7.1



- [] Ranking at each section and finish
- .-.- No data available at this section
- NA No data available



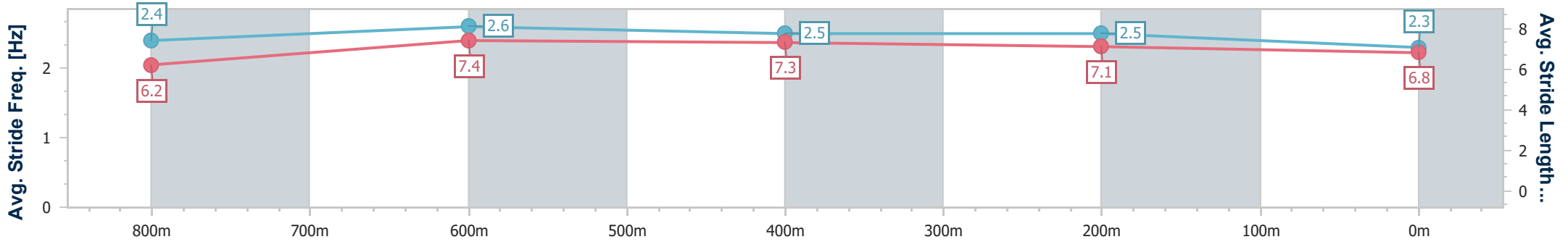
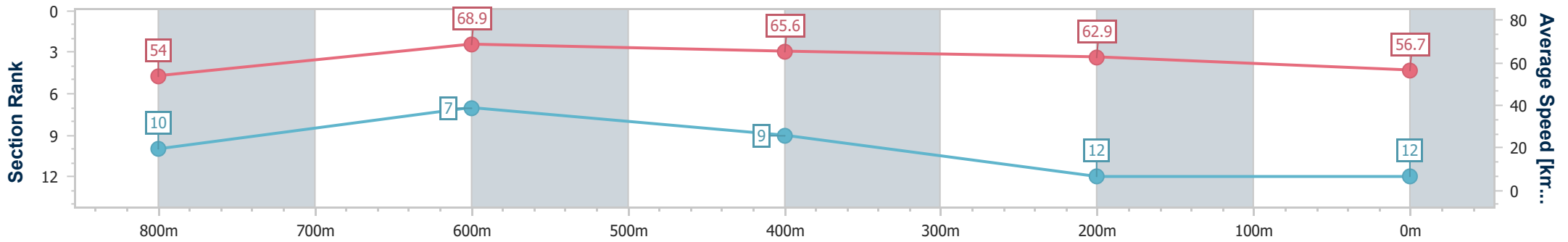
Horse/Jockey Name	Diamond Lass
Final Rank	12
Fastest Section Time (Section)	0:10.65 (800m)
Top Speed [km/h] (Section)	70.5 (800m)
Race State	Finished



Sunshine Coast QLD Professional
 Race 5: IAT TRANSPORT BENCHMARK 58 Handicap - 1000m
 02 February 2025 - 15:30
 Track Rating: Good 4, Weather: Fine, Rail Position: +3m Entire



Section	Overall	800m	600m	400m	200m
Section Times	0:59.37 [12] (0:13.36)	0:46.01 [10] (0:10.65)	0:35.36 [7] (0:11.25)	0:24.11 [9] (0:11.40)	0:12.71 [12] (0:12.71)
Average Speed [km/h]	54.0	68.9	65.6	62.9	56.7
Top Speed [km/h]	69.0	70.5	66.8	65.2	60.1
Avg. Dist. to Rail [m]	12.5	6.0	3.8	6.8	6.2
Avg. Stride Freq. [Hz]	2.4	2.6	2.5	2.5	2.3
Avg. Stride Length [m]	6.2	7.4	7.3	7.1	6.8



- [] Ranking at each section and finish
- .-.- No data available at this section
- NA No data available