



Sunshine Coast QLD Professional

Race 7: TAB BENCHMARK 58 Handicap - 1400m



02 February 2025 - 16:50

Track Rating: Good 4, Weather: Fine, Rail Position: +3m Entire

Section											Last 600m		
Field Times											0:36.35		
					Overall	1200m	1000m	800m	600m	400m			
					1:25.66 (0:13.50)	1:12.16 (0:11.22)	1:00.94 (0:12.05)	0:48.89 (0:12.54)	0:36.35 (0:12.30)	0:24.05 (0:11.99)			
Rank	TAB	Horse/Jockey	Barrier	Top Speed [km/h]	Fastest Section							Distance Travelled [m]	
1	4	CENTRAL PARK Cejay Graham	20	63.5 1200m	0:11.39 400m	1:25.66 [1] (0:14.86)	1:10.80 [13] (0:11.48)	0:59.32 [13] (0:11.88)	0:47.44 [12] (0:12.16)	0:35.28 [11] (0:11.97)	0:23.31 [10] (0:11.39)	0:35.28	
2	1	SOCK'EMSID Heidi Gillie	12	65.1 1200m	0:11.39 1200m	1:25.81 [2] (0:14.08)	1:11.73 [6] (0:11.39)	1:00.34 [6] (0:11.95)	0:48.39 [6] (0:12.20)	0:36.19 [4] (0:12.19)	0:24.00 [3] (0:11.82)	0:36.19	-2
3	7	CHANGE THE DEEL Cody Collis	21	64.6 1200m	0:11.36 400m	1:25.81 [3] (0:15.26)	1:10.55 [15] (0:11.37)	0:59.18 [15] (0:12.04)	0:47.14 [15] (0:12.09)	0:35.05 [15] (0:11.89)	0:23.16 [15] (0:11.36)	0:35.05	-2
4	8	COOL PANELS Georgina Cartwright	9	65.4 Overall	0:11.51 1200m	1:25.84 [4] (0:13.70)	1:12.14 [4] (0:11.51)	1:00.63 [4] (0:12.04)	0:48.59 [4] (0:12.40)	0:36.19 [5] (0:12.29)	0:23.90 [5] (0:11.83)	0:36.19	-3
5	11	TEESANDCEES APPLY Mark Du Plessis	8	64.5 Overall	0:11.33 1200m	1:25.91 [5] (0:14.47)	1:11.44 [10] (0:11.33)	1:00.11 [10] (0:11.88)	0:48.23 [8] (0:12.37)	0:35.86 [9] (0:12.12)	0:23.74 [7] (0:11.63)	0:35.86	-6
6	21	DANCE BABE Robbie Dolan	4	64.8 Overall	0:11.54 1200m	1:26.02 [6] (0:13.78)	1:12.24 [5] (0:11.54)	1:00.70 [5] (0:12.06)	0:48.64 [5] (0:12.42)	0:36.22 [6] (0:12.27)	0:23.95 [6] (0:11.74)	0:36.22	-5
7	15	STORM DREAMER Ryan Curatolo	15	64.6 1200m	0:11.35 1200m	1:26.05 [7] (0:14.76)	1:11.29 [12] (0:11.35)	0:59.94 [11] (0:12.04)	0:47.90 [11] (0:12.30)	0:35.60 [12] (0:12.13)	0:23.47 [14] (0:11.48)	0:35.60	-2
8	16	UCELLE Jake Bayliss	3	66.2 Overall	0:11.38 1200m	1:26.13 [8] (0:13.68)	1:12.45 [3] (0:11.38)	1:01.07 [3] (0:12.05)	0:49.02 [3] (0:12.45)	0:36.57 [3] (0:12.27)	0:24.30 [4] (0:11.77)	0:36.57	-6
9	9	PENDING James Orman	19	64.2 600m	0:11.49 400m	1:26.18 [9] (0:14.90)	1:11.28 [14] (0:11.60)	0:59.68 [14] (0:11.99)	0:47.69 [14] (0:12.14)	0:35.55 [13] (0:11.89)	0:23.66 [13] (0:11.49)	0:35.55	+1
10	18	ABOVE THE SKY Justin Huxtable	17	65.1 1200m	0:11.35 1200m	1:26.27 [10] (0:14.43)	1:11.84 [9] (0:11.35)	1:00.49 [9] (0:12.14)	0:48.35 [10] (0:12.30)	0:36.05 [10] (0:12.13)	0:23.92 [11] (0:11.52)	0:36.05	-3

Scratched: Claudius (#22), Hooks (#17), Betathaneva (#6), Deep Fury (#10), Sunshine Highway (#14), Princeton Award (#3), Nagamie (#2)

[] Ranking at each section and finish
 -:-:- No data available at this section
 NA No data available

SCN Saddle cloth number
 DNF Did not finish
 DNT Did not track



Sunshine Coast QLD Professional

Race 7: TAB BENCHMARK 58 Handicap - 1400m



02 February 2025 - 16:50

Track Rating: Good 4, Weather: Fine, Rail Position: +3m Entire

Section		Overall	1200m	1000m	800m	600m	400m	Last 600m				
Field Times		1:25.66 (0:13.50)	1:12.16 (0:11.22)	1:00.94 (0:12.05)	0:48.89 (0:12.54)	0:36.35 (0:12.30)	0:24.05 (0:11.99)	0:36.35				
Rank	TAB Horse/Jockey	Barrier	Top Speed [km/h]	Fastest Section	Distance Travelled [m]							
11	13 BONNET ROUGE Adam Sewell	7	65.8	0:11.30	1:26.70 [11] (0:13.59)	1:13.11 [2] (0:11.30)	1:01.81 [2] (0:11.98)	0:49.83 [2] (0:12.55)	0:37.28 [2] (0:12.31)	0:24.97 [2] (0:12.08)	0:37.28	-5
12	5 ITZA MOTZA Jace McMurray	5	64.6	0:11.34	1:26.79 [12] (0:14.37)	1:12.42 [8] (0:11.34)	1:01.08 [8] (0:11.96)	0:49.12 [7] (0:12.32)	0:36.80 [8] (0:12.24)	0:24.56 [8] (0:11.90)	0:36.80	-3
13	19 ANOTHER DAZZLER Justin Stanley	1	62.4	0:11.71	1:26.88 [13] (0:14.62)	1:12.26 [11] (0:11.71)	1:00.55 [12] (0:12.13)	0:48.42 [13] (0:12.22)	0:36.20 [14] (0:11.82)	0:24.38 [12] (0:11.85)	0:36.20	-6
14	20 SCRIBBLE Nikita Beriman	10	67.2	0:11.22	1:27.19 [14] (0:13.50)	1:13.69 [1] (0:11.22)	1:02.47 [1] (0:12.05)	0:50.42 [1] (0:12.54)	0:37.88 [1] (0:12.30)	0:25.58 [1] (0:12.17)	0:37.88	-6
15	12 EIGHT CYLINDERS Paul Hamblin	13	64.9	0:11.36	1:27.51 [15] (0:14.28)	1:13.23 [7] (0:11.36)	1:01.87 [7] (0:12.13)	0:49.74 [9] (0:12.22)	0:37.52 [7] (0:12.24)	0:25.28 [9] (0:12.21)	0:37.52	-3

Scratched: Claudius (#22), Hooks (#17), Betathaneva (#6), Deep Fury (#10), Sunshine Highway (#14), Princeton Award (#3), Nagamie (#2)

[] Ranking at each section and finish
 -:-:-:- No data available at this section
 NA No data available

SCN Saddle cloth number
 DNF Did not finish
 DNT Did not track



Sunshine Coast QLD Professional
Race 7: TAB BENCHMARK 58 Handicap - 1400m
02 February 2025 - 16:50



Track Rating: Good 4, Weather: Fine, Rail Position: +3m Entire

Section				200m				Last 600m	
Field Times				0:12.06 (0:12.06)				0:36.35	
Rank	TAB	Horse/Jockey	Barrier	Top Speed [km/h]	Fastest Section	Margin			Distance Travelled [m]
1	4	CENTRAL PARK Cejay Graham	20	63.5 1200m	0:11.39 400m	0:11.92 [3] (0:11.92)	1:25.66		0:35.28
2	1	SOCK'EMSID Heidi Gillie	12	65.1 1200m	0:11.39 1200m	0:12.18 [2] (0:12.18)	0.8L		0:36.19 -2
3	7	CHANGE THE DEEL Cody Collis	21	64.6 1200m	0:11.36 400m	0:11.80 [11] (0:11.80)	0.9L		0:35.05 -2
4	8	COOL PANELS Georgina Cartwright	9	65.4 Overall	0:11.51 1200m	0:12.07 [4] (0:12.07)	1L		0:36.19 -3
5	11	TEESANDCEES APPLY Mark Du Plessis	8	64.5 Overall	0:11.33 1200m	0:12.11 [6] (0:12.11)	1.3L		0:35.86 -6
6	21	DANCE BABE Robbie Dolan	4	64.8 Overall	0:11.54 1200m	0:12.21 [8] (0:12.21)	1.8L		0:36.22 -5
7	15	STORM DREAMER Ryan Curatolo	15	64.6 1200m	0:11.35 1200m	0:11.99 [12] (0:11.99)	2L		0:35.60 -2
8	16	UCELLE Jake Bayliss	3	66.2 Overall	0:11.38 1200m	0:12.53 [1] (0:12.53)	2.3L		0:36.57 -6
9	9	PENDING James Orman	19	64.2 600m	0:11.49 400m	0:12.17 [10] (0:12.17)	2.5L		0:35.55 +1
10	18	ABOVE THE SKY Justin Huxtable	17	65.1 1200m	0:11.35 1200m	0:12.40 [9] (0:12.40)	2.9L		0:36.05 -3

Scratched: Claudius (#22), Hooks (#17), Betathaneva (#6), Deep Fury (#10), Sunshine Highway (#14), Princeton Award (#3), Nagamie (#2)

[] Ranking at each section and finish
 -:-:- No data available at this section
 NA No data available

SCN Saddle cloth number
 DNF Did not finish
 DNT Did not track



Sunshine Coast QLD Professional
Race 7: TAB BENCHMARK 58 Handicap - 1400m
02 February 2025 - 16:50



Track Rating: Good 4, Weather: Fine, Rail Position: +3m Entire

Section				200m				Last 600m		
Field Times				0:12.06 (0:12.06)				0:36.35		
Rank	TAB	Horse/Jockey	Barrier	Top Speed [km/h]	Fastest Section	Margin			Distance Travelled [m]	
11	13	BONNET ROUGE	7	65.8	0:11.30	0:12.89 [7]	5.4L		0:37.28	-5
		Adam Sewell		Overall	1200m	(0:12.89)				
12	5	ITZA MOTZA	5	64.6	0:11.34	0:12.66 [13]	5.8L		0:36.80	-3
		Jace McMurray		1200m	1200m	(0:12.66)				
13	19	ANOTHER DAZZLER	1	62.4	0:11.71	0:12.53 [14]	6.2L		0:36.20	-6
		Justin Stanley		Overall	1200m	(0:12.53)				
14	20	SCRIBBLE	10	67.2	0:11.22	0:13.41 [5]	8L		0:37.88	-6
		Nikita Beriman		1200m	1200m	(0:13.41)				
15	12	EIGHT CYLINDERS	13	64.9	0:11.36	0:13.07 [15]	9.8L		0:37.52	-3
		Paul Hamblin		1200m	1200m	(0:13.07)				

Scratched: Claudius (#22), Hooks (#17), Betathaneva (#6), Deep Fury (#10), Sunshine Highway (#14), Princeton Award (#3), Nagamie (#2)

[] Ranking at each section and finish
 -:-:- No data available at this section
 NA No data available

SCN Saddle cloth number
 DNF Did not finish
 DNT Did not track



Horse/Jockey Name	Central Park
Final Rank	1
Fastest Section Time (Section)	0:11.39 (400m)
Top Speed [km/h] (Section)	63.5 (1200m)
Race State	Finished



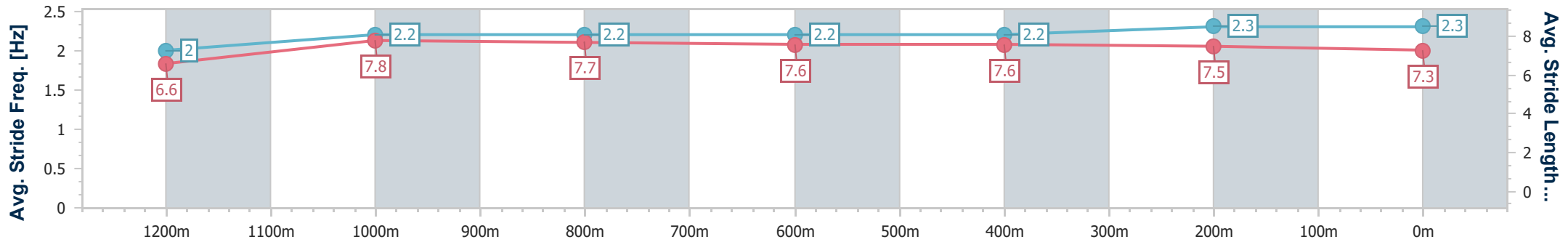
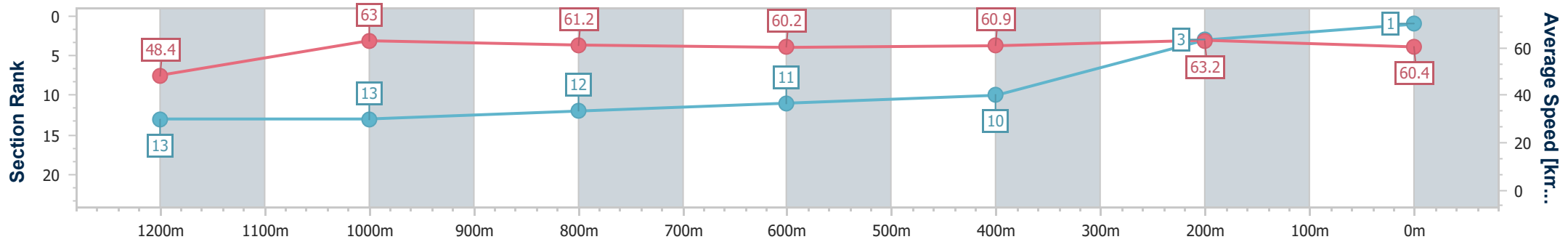
Sunshine Coast QLD Professional
Race 7: TAB BENCHMARK 58 Handicap - 1400m



02 February 2025 - 16:50

Track Rating: Good 4, Weather: Fine, Rail Position: +3m Entire

Section	Overall	1200m	1000m	800m	600m	400m	200m
Section Times	1:25.66 [1] (0:14.86)	1:10.80 [13] (0:11.48)	0:59.32 [13] (0:11.88)	0:47.44 [12] (0:12.16)	0:35.28 [11] (0:11.97)	0:23.31 [10] (0:11.39)	0:11.92 [3] (0:11.92)
Average Speed [km/h]	48.4	63.0	61.2	60.2	60.9	63.2	60.4
Top Speed [km/h]	62.9	63.5	62.7	60.5	62.9	63.3	62.8
Avg. Dist. to Rail [m]	12.5	5.5	4.2	2.9	2.5	7.4	6.9
Avg. Stride Freq. [Hz]	2.0	2.2	2.2	2.2	2.2	2.3	2.3
Avg. Stride Length [m]	6.6	7.8	7.7	7.6	7.6	7.5	7.3



- [] Ranking at each section and finish
- .-.- No data available at this section
- NA No data available



Horse/Jockey Name	Sock'emsid
Final Rank	2
Fastest Section Time (Section)	0:11.39 (1200m)
Top Speed [km/h] (Section)	65.1 (1200m)
Race State	Finished



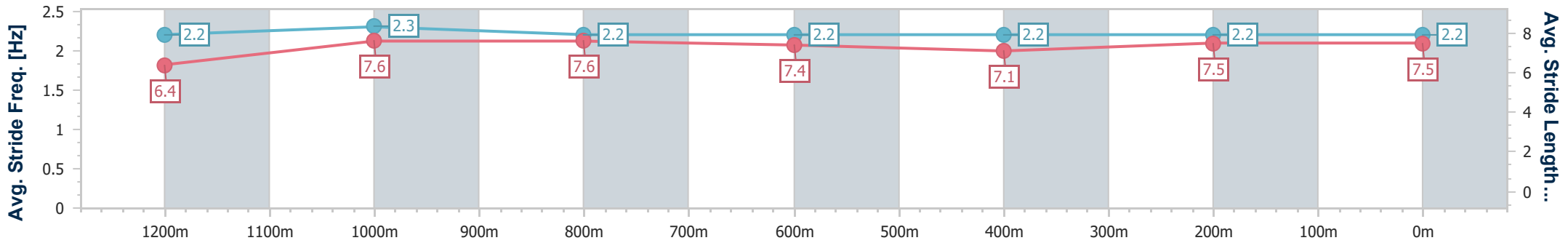
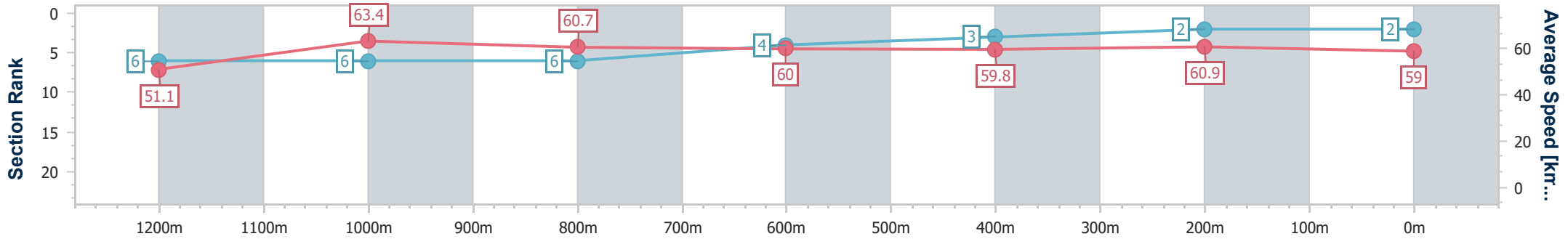
Sunshine Coast QLD Professional
Race 7: TAB BENCHMARK 58 Handicap - 1400m



02 February 2025 - 16:50

Track Rating: Good 4, Weather: Fine, Rail Position: +3m Entire

Section	Overall	1200m	1000m	800m	600m	400m	200m
Section Times	1:25.81 [2] (0:14.08)	1:11.73 [6] (0:11.39)	1:00.34 [6] (0:11.95)	0:48.39 [6] (0:12.20)	0:36.19 [4] (0:12.19)	0:24.00 [3] (0:11.82)	0:12.18 [2] (0:12.18)
Average Speed [km/h]	51.1	63.4	60.7	60.0	59.8	60.9	59.0
Top Speed [km/h]	64.7	65.1	61.8	60.6	60.9	61.8	61.5
Avg. Dist. to Rail [m]	9.6	3.7	3.1	2.9	2.2	4.5	4.1
Avg. Stride Freq. [Hz]	2.2	2.3	2.2	2.2	2.2	2.2	2.2
Avg. Stride Length [m]	6.4	7.6	7.6	7.4	7.1	7.5	7.5



- [] Ranking at each section and finish
- .-.- No data available at this section
- NA No data available



Horse/Jockey Name	Change The Deel
Final Rank	3
Fastest Section Time (Section)	0:11.36 (400m)
Top Speed [km/h] (Section)	64.6 (1200m)
Race State	Finished



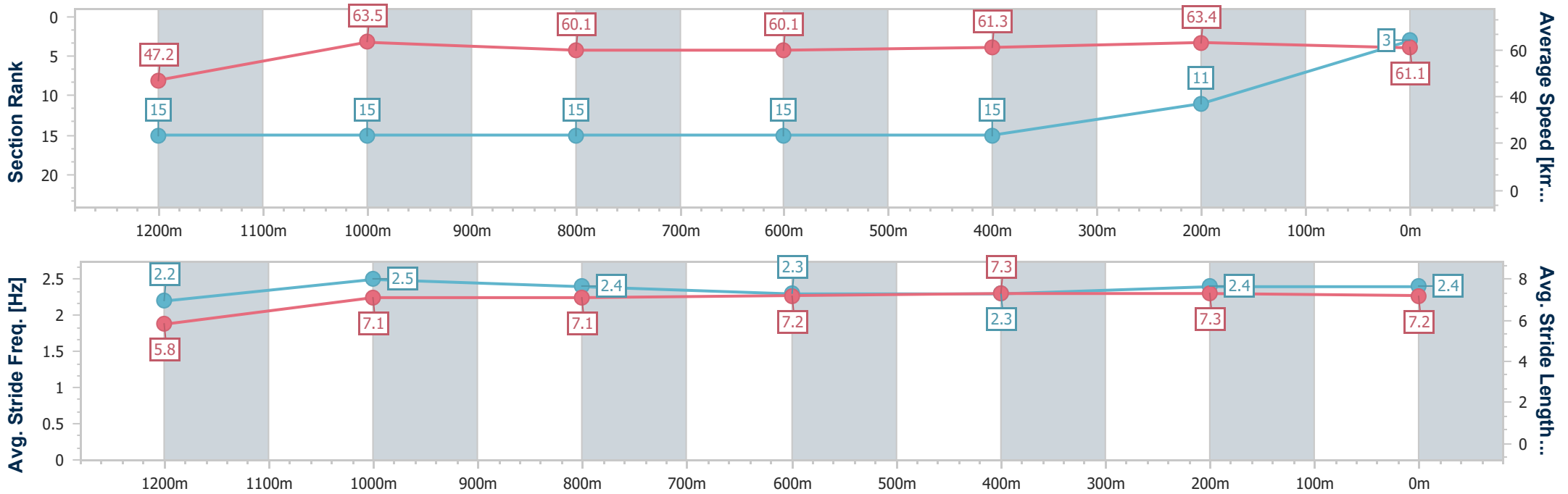
Sunshine Coast QLD Professional
Race 7: TAB BENCHMARK 58 Handicap - 1400m



02 February 2025 - 16:50

Track Rating: Good 4, Weather: Fine, Rail Position: +3m Entire

Section	Overall	1200m	1000m	800m	600m	400m	200m
Section Times	1:25.81 [3] (0:15.26)	1:10.55 [15] (0:11.37)	0:59.18 [15] (0:12.04)	0:47.14 [15] (0:12.09)	0:35.05 [15] (0:11.89)	0:23.16 [15] (0:11.36)	0:11.80 [11] (0:11.80)
Average Speed [km/h]	47.2	63.5	60.1	60.1	61.3	63.4	61.1
Top Speed [km/h]	64.2	64.6	62.7	61.9	62.3	64.2	63.8
Avg. Dist. to Rail [m]	11.0	2.5	2.0	1.8	2.1	9.0	9.0
Avg. Stride Freq. [Hz]	2.2	2.5	2.4	2.3	2.3	2.4	2.4
Avg. Stride Length [m]	5.8	7.1	7.1	7.2	7.3	7.3	7.2



- [] Ranking at each section and finish
- .-.- No data available at this section
- NA No data available



Horse/Jockey Name	Cool Panels
Final Rank	4
Fastest Section Time (Section)	0:11.51 (1200m)
Top Speed [km/h] (Section)	65.4 (Overall)
Race State	Finished



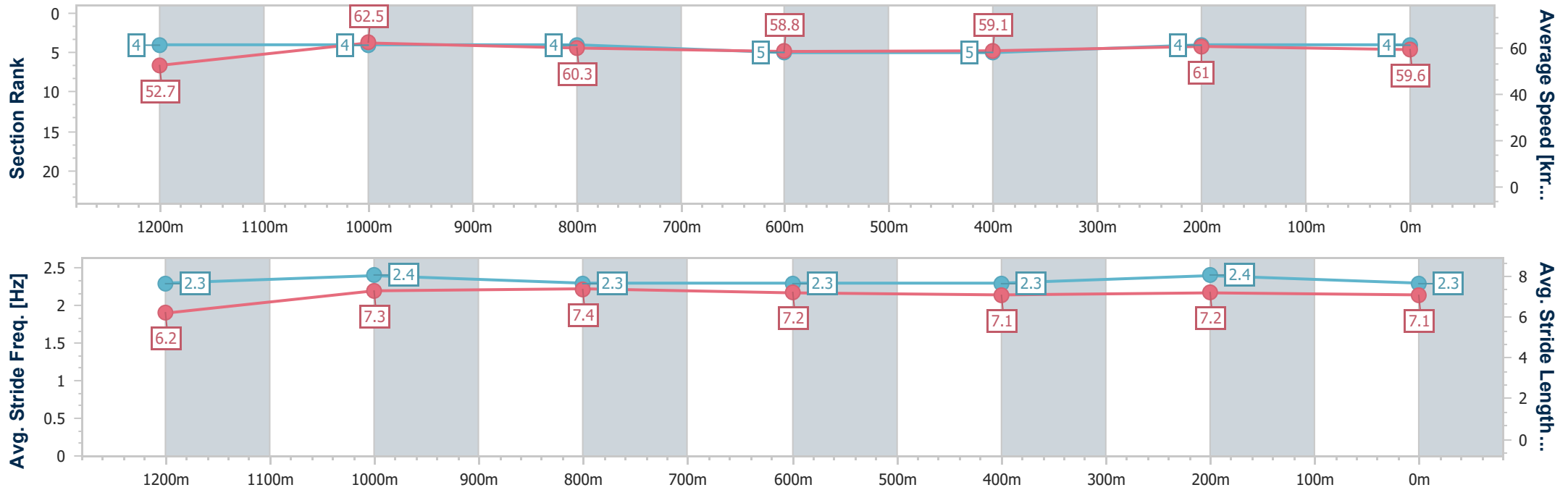
Sunshine Coast QLD Professional
Race 7: TAB BENCHMARK 58 Handicap - 1400m



02 February 2025 - 16:50

Track Rating: Good 4, Weather: Fine, Rail Position: +3m Entire

Section	Overall	1200m	1000m	800m	600m	400m	200m
Section Times	1:25.84 [4] (0:13.70)	1:12.14 [4] (0:11.51)	1:00.63 [4] (0:12.04)	0:48.59 [4] (0:12.40)	0:36.19 [5] (0:12.29)	0:23.90 [5] (0:11.83)	0:12.07 [4] (0:12.07)
Average Speed [km/h]	52.7	62.5	60.3	58.8	59.1	61.0	59.6
Top Speed [km/h]	65.4	63.3	62.3	59.4	60.3	62.0	61.9
Avg. Dist. to Rail [m]	8.0	3.6	3.0	2.1	1.3	4.9	5.6
Avg. Stride Freq. [Hz]	2.3	2.4	2.3	2.3	2.3	2.4	2.3
Avg. Stride Length [m]	6.2	7.3	7.4	7.2	7.1	7.2	7.1



- [] Ranking at each section and finish
- .-.- No data available at this section
- NA No data available



Horse/Jockey Name	Teesandcees Apply
Final Rank	5
Fastest Section Time (Section)	0:11.33 (1200m)
Top Speed [km/h] (Section)	64.5 (Overall)
Race State	Finished



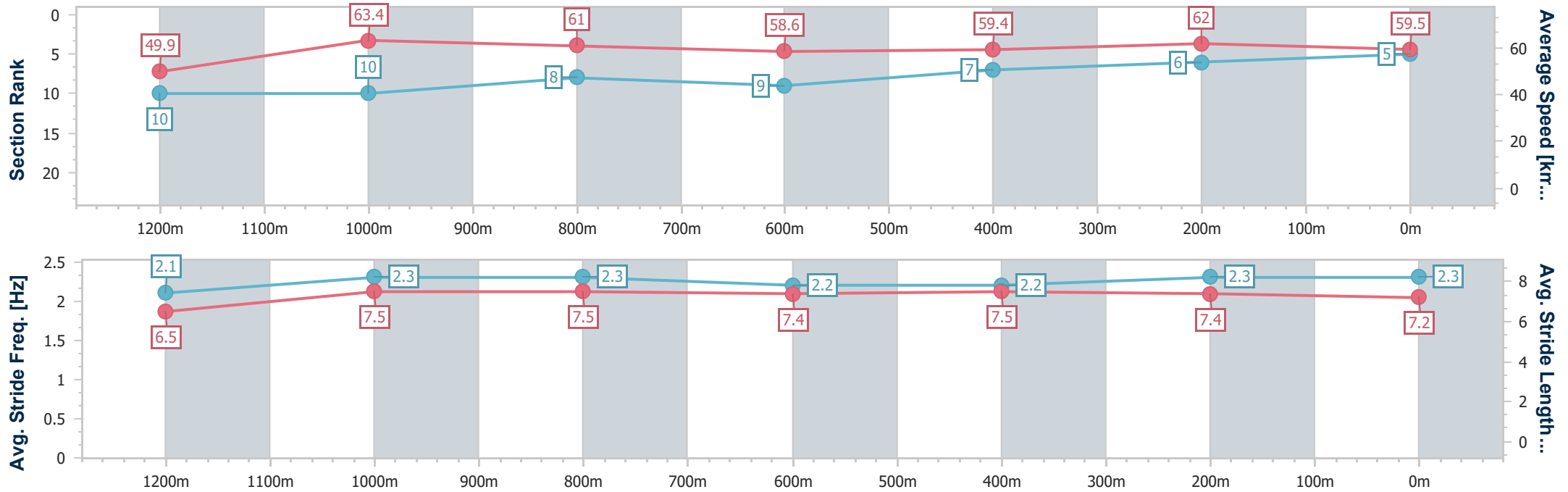
Sunshine Coast QLD Professional
Race 7: TAB BENCHMARK 58 Handicap - 1400m



02 February 2025 - 16:50

Track Rating: Good 4, Weather: Fine, Rail Position: +3m Entire

Section	Overall	1200m	1000m	800m	600m	400m	200m
Section Times	1:25.91 [5] (0:14.47)	1:11.44 [10] (0:11.33)	1:00.11 [10] (0:11.88)	0:48.23 [8] (0:12.37)	0:35.86 [9] (0:12.12)	0:23.74 [7] (0:11.63)	0:12.11 [6] (0:12.11)
Average Speed [km/h]	49.9	63.4	61.0	58.6	59.4	62.0	59.5
Top Speed [km/h]	64.5	64.5	62.4	59.4	61.0	62.3	61.1
Avg. Dist. to Rail [m]	5.6	2.4	1.9	1.3	0.3	1.8	1.5
Avg. Stride Freq. [Hz]	2.1	2.3	2.3	2.2	2.2	2.3	2.3
Avg. Stride Length [m]	6.5	7.5	7.5	7.4	7.5	7.4	7.2



- [] Ranking at each section and finish
- .-.- No data available at this section
- NA No data available



Horse/Jockey Name	Dance Babe
Final Rank	6
Fastest Section Time (Section)	0:11.54 (1200m)
Top Speed [km/h] (Section)	64.8 (Overall)
Race State	Finished



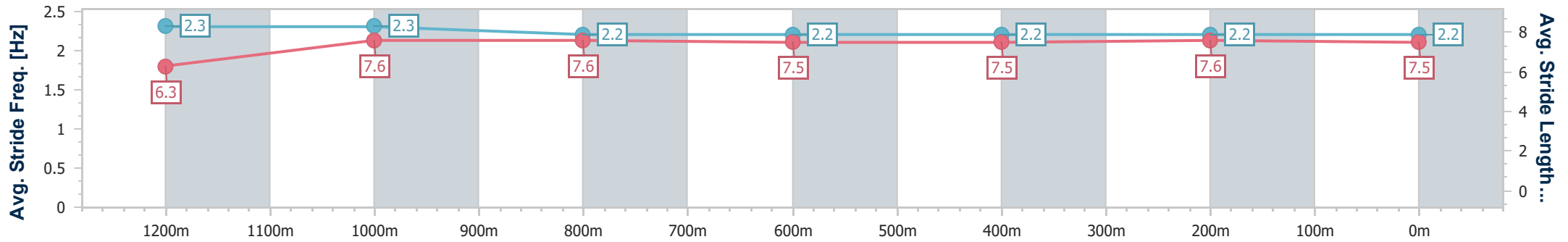
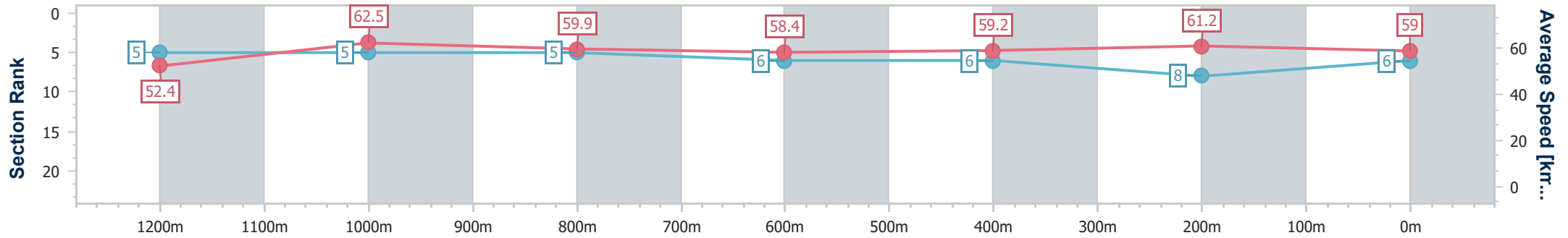
Sunshine Coast QLD Professional
Race 7: TAB BENCHMARK 58 Handicap - 1400m



02 February 2025 - 16:50

Track Rating: Good 4, Weather: Fine, Rail Position: +3m Entire

Section	Overall	1200m	1000m	800m	600m	400m	200m
Section Times	1:26.02 [6] (0:13.78)	1:12.24 [5] (0:11.54)	1:00.70 [5] (0:12.06)	0:48.64 [5] (0:12.42)	0:36.22 [6] (0:12.27)	0:23.95 [6] (0:11.74)	0:12.21 [8] (0:12.21)
Average Speed [km/h]	52.4	62.5	59.9	58.4	59.2	61.2	59.0
Top Speed [km/h]	64.8	64.0	62.0	59.2	60.8	62.0	61.0
Avg. Dist. to Rail [m]	4.9	2.6	2.1	1.5	1.2	5.8	6.9
Avg. Stride Freq. [Hz]	2.3	2.3	2.2	2.2	2.2	2.2	2.2
Avg. Stride Length [m]	6.3	7.6	7.6	7.5	7.5	7.6	7.5



- [] Ranking at each section and finish
- .-.- No data available at this section
- NA No data available



Horse/Jockey Name	Storm Dreamer
Final Rank	7
Fastest Section Time (Section)	0:11.35 (1200m)
Top Speed [km/h] (Section)	64.6 (1200m)
Race State	Finished



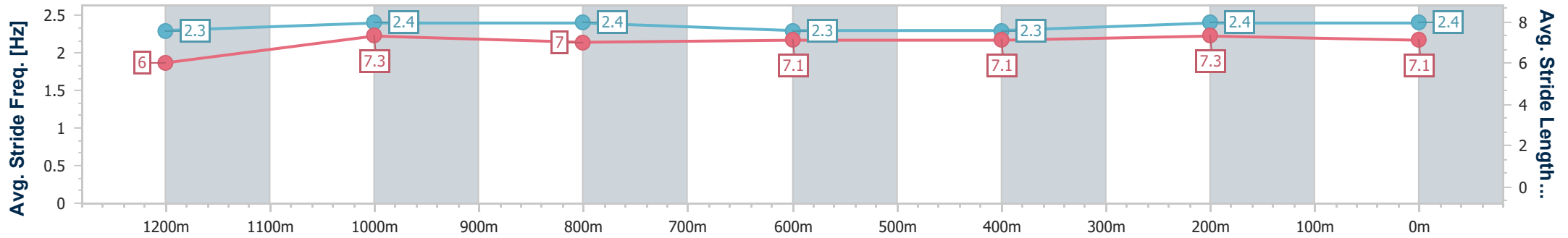
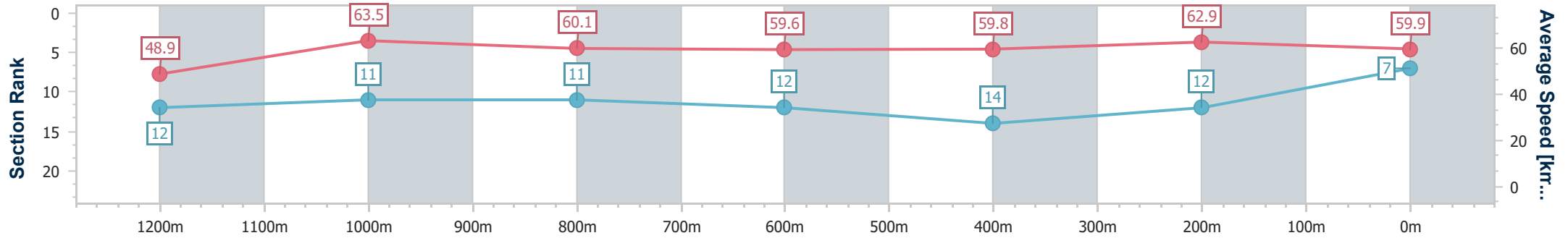
Sunshine Coast QLD Professional
Race 7: TAB BENCHMARK 58 Handicap - 1400m



02 February 2025 - 16:50

Track Rating: Good 4, Weather: Fine, Rail Position: +3m Entire

Section	Overall	1200m	1000m	800m	600m	400m	200m
Section Times	1:26.05 [7] (0:14.76)	1:11.29 [12] (0:11.35)	0:59.94 [11] (0:12.04)	0:47.90 [11] (0:12.30)	0:35.60 [12] (0:12.13)	0:23.47 [14] (0:11.48)	0:11.99 [12] (0:11.99)
Average Speed [km/h]	48.9	63.5	60.1	59.6	59.8	62.9	59.9
Top Speed [km/h]	63.5	64.6	62.3	60.1	61.9	63.6	63.0
Avg. Dist. to Rail [m]	9.6	4.2	3.3	2.3	2.0	7.9	6.1
Avg. Stride Freq. [Hz]	2.3	2.4	2.4	2.3	2.3	2.4	2.4
Avg. Stride Length [m]	6.0	7.3	7.0	7.1	7.1	7.3	7.1



- [] Ranking at each section and finish
- .-.- No data available at this section
- NA No data available



Horse/Jockey Name	Ucelle
Final Rank	8
Fastest Section Time (Section)	0:11.38 (1200m)
Top Speed [km/h] (Section)	66.2 (Overall)
Race State	Finished



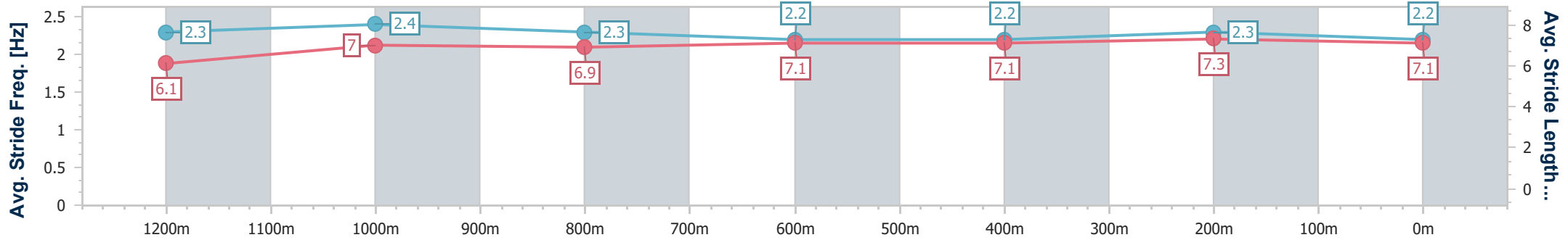
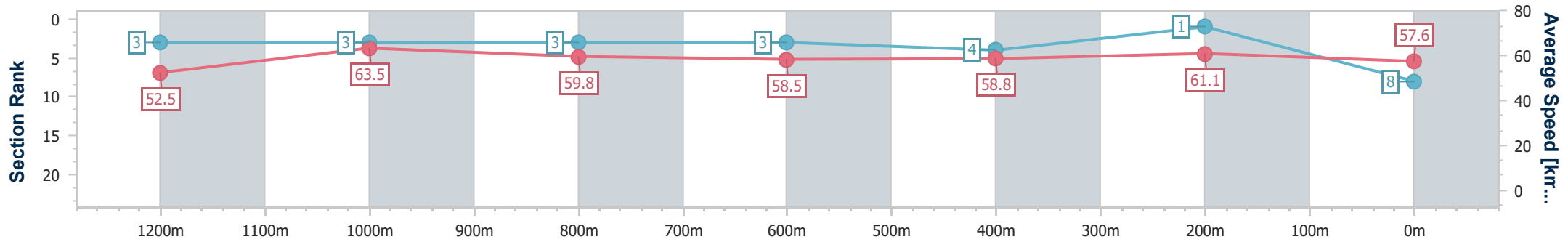
Sunshine Coast QLD Professional
Race 7: TAB BENCHMARK 58 Handicap - 1400m



02 February 2025 - 16:50

Track Rating: Good 4, Weather: Fine, Rail Position: +3m Entire

Section	Overall	1200m	1000m	800m	600m	400m	200m
Section Times	1:26.13 [8] (0:13.68)	1:12.45 [3] (0:11.38)	1:01.07 [3] (0:12.05)	0:49.02 [3] (0:12.45)	0:36.57 [3] (0:12.27)	0:24.30 [4] (0:11.77)	0:12.53 [1] (0:12.53)
Average Speed [km/h]	52.5	63.5	59.8	58.5	58.8	61.1	57.6
Top Speed [km/h]	66.2	65.8	62.3	58.9	60.7	62.0	59.4
Avg. Dist. to Rail [m]	3.5	1.9	1.8	1.3	0.5	2.5	2.7
Avg. Stride Freq. [Hz]	2.3	2.4	2.3	2.2	2.2	2.3	2.2
Avg. Stride Length [m]	6.1	7.0	6.9	7.1	7.1	7.3	7.1



- [] Ranking at each section and finish
- .-.- No data available at this section
- NA No data available



Horse/Jockey Name	Pending
Final Rank	9
Fastest Section Time (Section)	0:11.49 (400m)
Top Speed [km/h] (Section)	64.2 (600m)
Race State	Finished



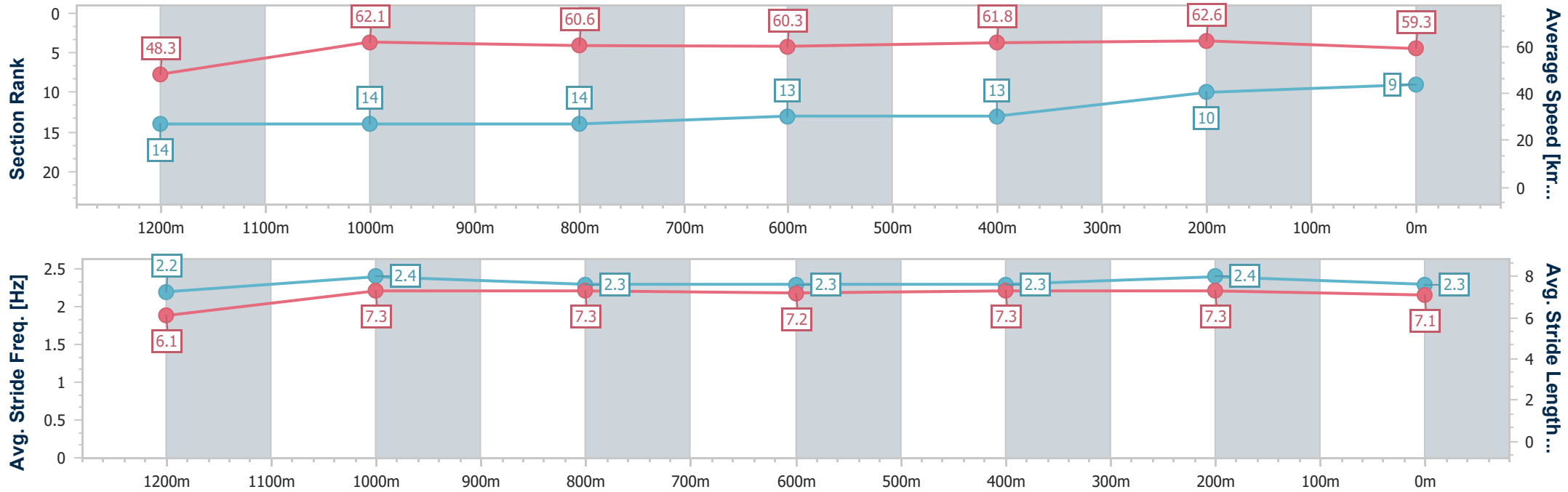
Sunshine Coast QLD Professional
Race 7: TAB BENCHMARK 58 Handicap - 1400m



02 February 2025 - 16:50

Track Rating: Good 4, Weather: Fine, Rail Position: +3m Entire

Section	Overall	1200m	1000m	800m	600m	400m	200m
Section Times	1:26.18 [9] (0:14.90)	1:11.28 [14] (0:11.60)	0:59.68 [14] (0:11.99)	0:47.69 [14] (0:12.14)	0:35.55 [13] (0:11.89)	0:23.66 [13] (0:11.49)	0:12.17 [10] (0:12.17)
Average Speed [km/h]	48.3	62.1	60.6	60.3	61.8	62.6	59.3
Top Speed [km/h]	62.9	62.7	61.8	61.0	64.2	64.1	62.0
Avg. Dist. to Rail [m]	11.0	4.1	3.3	2.6	3.3	9.1	10.6
Avg. Stride Freq. [Hz]	2.2	2.4	2.3	2.3	2.3	2.4	2.3
Avg. Stride Length [m]	6.1	7.3	7.3	7.2	7.3	7.3	7.1



- [] Ranking at each section and finish
- .-.- No data available at this section
- NA No data available



Horse/Jockey Name	Above The Sky
Final Rank	10
Fastest Section Time (Section)	0:11.35 (1200m)
Top Speed [km/h] (Section)	65.1 (1200m)
Race State	Finished



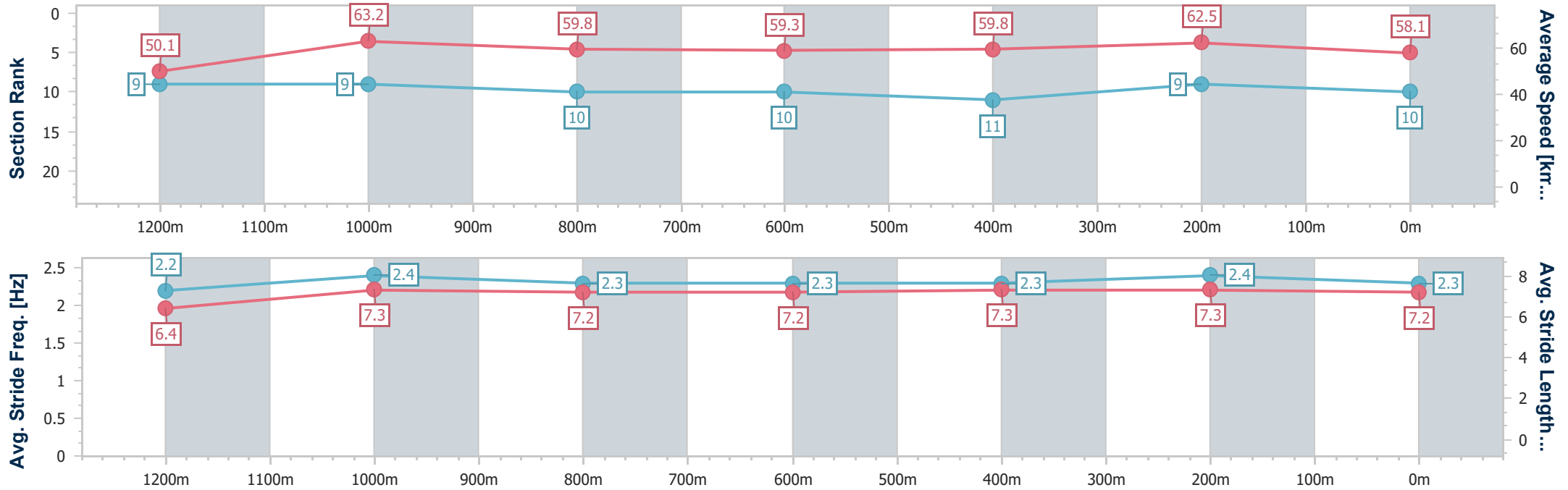
Sunshine Coast QLD Professional
Race 7: TAB BENCHMARK 58 Handicap - 1400m



02 February 2025 - 16:50

Track Rating: Good 4, Weather: Fine, Rail Position: +3m Entire

Section	Overall	1200m	1000m	800m	600m	400m	200m
Section Times	1:26.27 [10] (0:14.43)	1:11.84 [9] (0:11.35)	1:00.49 [9] (0:12.14)	0:48.35 [10] (0:12.30)	0:36.05 [10] (0:12.13)	0:23.92 [11] (0:11.52)	0:12.40 [9] (0:12.40)
Average Speed [km/h]	50.1	63.2	59.8	59.3	59.8	62.5	58.1
Top Speed [km/h]	64.4	65.1	60.3	60.2	61.8	64.3	60.8
Avg. Dist. to Rail [m]	10.4	4.4	3.3	2.0	1.2	3.2	2.5
Avg. Stride Freq. [Hz]	2.2	2.4	2.3	2.3	2.3	2.4	2.3
Avg. Stride Length [m]	6.4	7.3	7.2	7.2	7.3	7.3	7.2



- [] Ranking at each section and finish
- .-.- No data available at this section
- NA No data available



Horse/Jockey Name	Bonnet Rouge
Final Rank	11
Fastest Section Time (Section)	0:11.30 (1200m)
Top Speed [km/h] (Section)	65.8 (Overall)
Race State	Finished



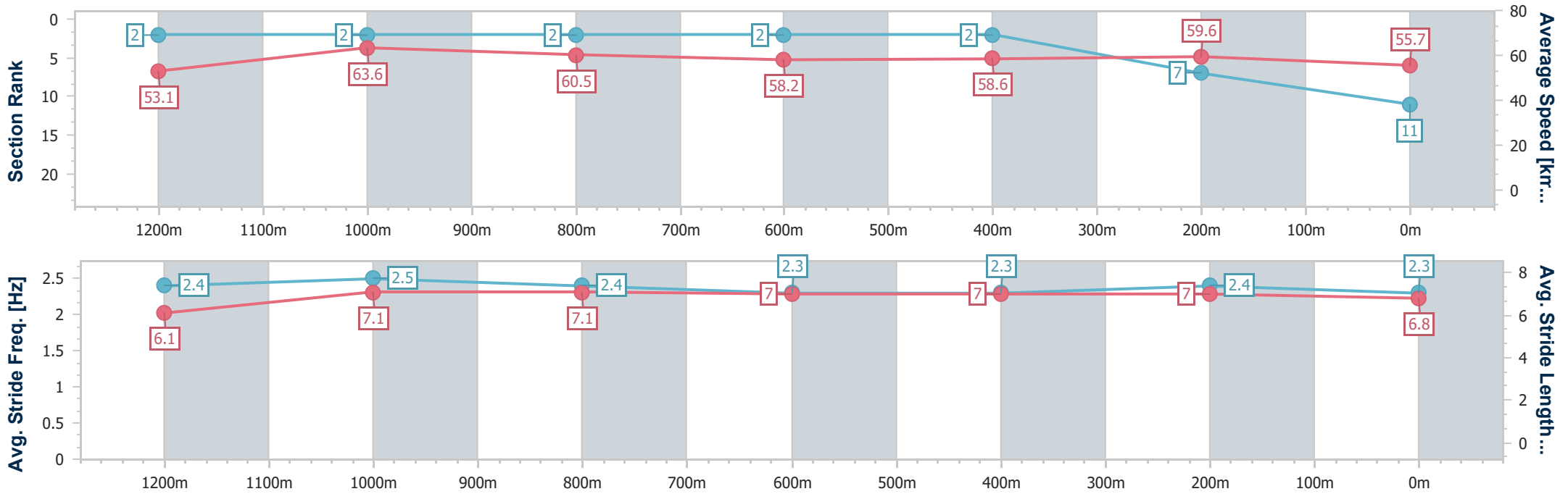
Sunshine Coast QLD Professional
Race 7: TAB BENCHMARK 58 Handicap - 1400m



02 February 2025 - 16:50

Track Rating: Good 4, Weather: Fine, Rail Position: +3m Entire

Section	Overall	1200m	1000m	800m	600m	400m	200m
Section Times	1:26.70 [11] (0:13.59)	1:13.11 [2] (0:11.30)	1:01.81 [2] (0:11.98)	0:49.83 [2] (0:12.55)	0:37.28 [2] (0:12.31)	0:24.97 [2] (0:12.08)	0:12.89 [7] (0:12.89)
Average Speed [km/h]	53.1	63.6	60.5	58.2	58.6	59.6	55.7
Top Speed [km/h]	65.8	65.1	63.0	58.8	59.8	60.9	58.2
Avg. Dist. to Rail [m]	6.9	3.4	2.7	2.2	0.7	2.6	3.2
Avg. Stride Freq. [Hz]	2.4	2.5	2.4	2.3	2.3	2.4	2.3
Avg. Stride Length [m]	6.1	7.1	7.1	7.0	7.0	7.0	6.8



- [] Ranking at each section and finish
- .-.- No data available at this section
- NA No data available



Horse/Jockey Name	Itza Motza
Final Rank	12
Fastest Section Time (Section)	0:11.34 (1200m)
Top Speed [km/h] (Section)	64.6 (1200m)
Race State	Finished



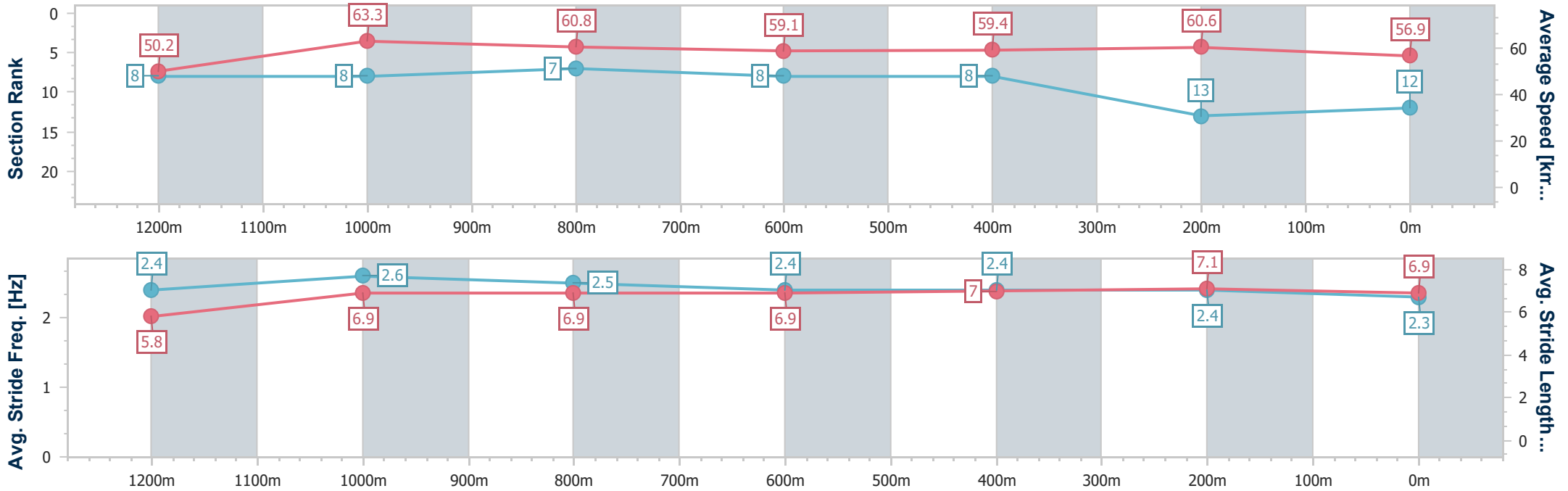
Sunshine Coast QLD Professional
Race 7: TAB BENCHMARK 58 Handicap - 1400m



02 February 2025 - 16:50

Track Rating: Good 4, Weather: Fine, Rail Position: +3m Entire

Section	Overall	1200m	1000m	800m	600m	400m	200m
Section Times	1:26.79 [12] (0:14.37)	1:12.42 [8] (0:11.34)	1:01.08 [8] (0:11.96)	0:49.12 [7] (0:12.32)	0:36.80 [8] (0:12.24)	0:24.56 [8] (0:11.90)	0:12.66 [13] (0:12.66)
Average Speed [km/h]	50.2	63.3	60.8	59.1	59.4	60.6	56.9
Top Speed [km/h]	64.1	64.6	61.9	60.4	60.3	61.7	60.3
Avg. Dist. to Rail [m]	5.6	3.4	3.0	2.2	1.6	4.2	5.3
Avg. Stride Freq. [Hz]	2.4	2.6	2.5	2.4	2.4	2.4	2.3
Avg. Stride Length [m]	5.8	6.9	6.9	6.9	7.0	7.1	6.9



- [] Ranking at each section and finish
- .-.- No data available at this section
- NA No data available



Horse/Jockey Name	Another Dazzler
Final Rank	13
Fastest Section Time (Section)	0:11.71 (1200m)
Top Speed [km/h] (Section)	62.4 (Overall)
Race State	Finished



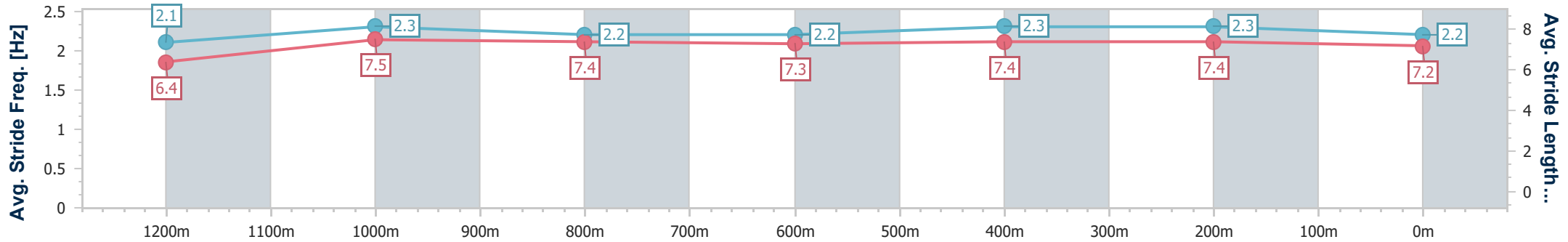
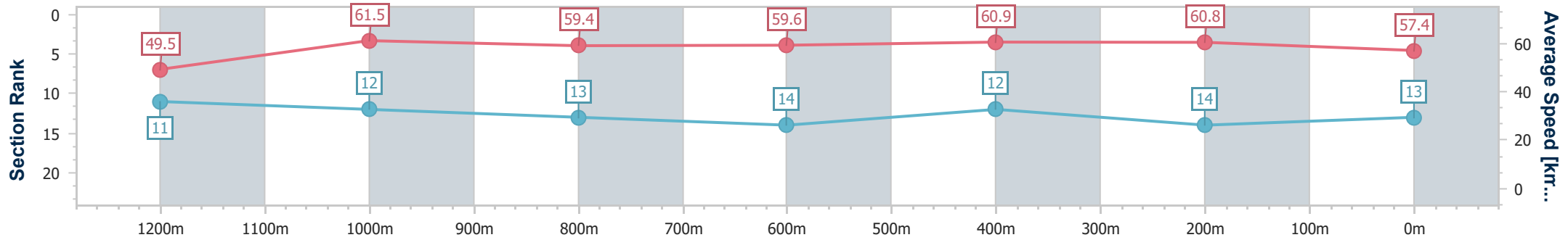
Sunshine Coast QLD Professional
Race 7: TAB BENCHMARK 58 Handicap - 1400m



02 February 2025 - 16:50

Track Rating: Good 4, Weather: Fine, Rail Position: +3m Entire

Section	Overall	1200m	1000m	800m	600m	400m	200m
Section Times	1:26.88 [13] (0:14.62)	1:12.26 [11] (0:11.71)	1:00.55 [12] (0:12.13)	0:48.42 [13] (0:12.22)	0:36.20 [14] (0:11.82)	0:24.38 [12] (0:11.85)	0:12.53 [14] (0:12.53)
Average Speed [km/h]	49.5	61.5	59.4	59.6	60.9	60.8	57.4
Top Speed [km/h]	62.4	62.3	61.1	61.2	61.9	61.4	59.4
Avg. Dist. to Rail [m]	2.7	2.2	2.2	1.3	0.4	0.6	0.3
Avg. Stride Freq. [Hz]	2.1	2.3	2.2	2.2	2.3	2.3	2.2
Avg. Stride Length [m]	6.4	7.5	7.4	7.3	7.4	7.4	7.2



- [] Ranking at each section and finish
- .-.- No data available at this section
- NA No data available



Horse/Jockey Name	Scribble
Final Rank	14
Fastest Section Time (Section)	0:11.22 (1200m)
Top Speed [km/h] (Section)	67.2 (1200m)
Race State	Finished



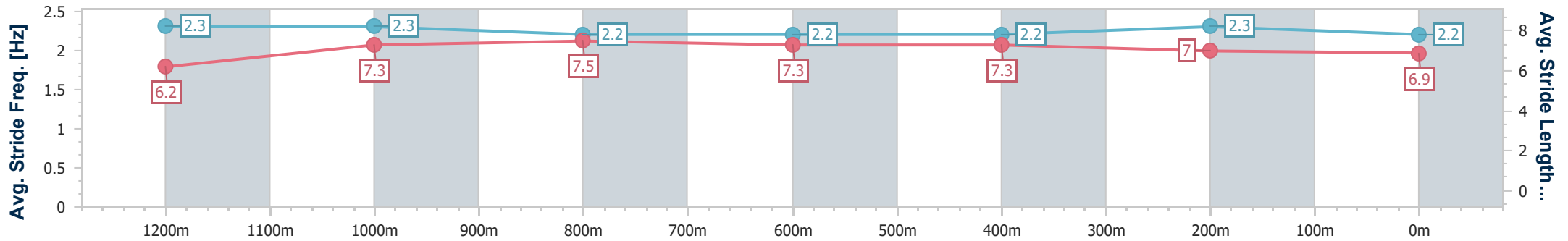
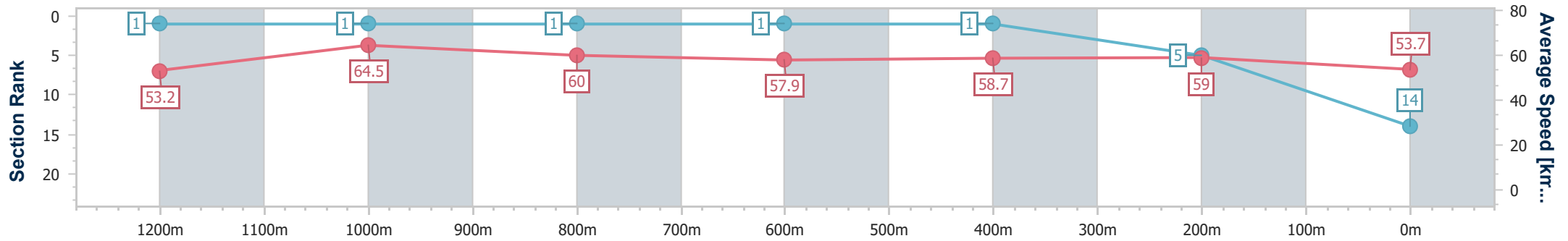
Sunshine Coast QLD Professional
Race 7: TAB BENCHMARK 58 Handicap - 1400m



02 February 2025 - 16:50

Track Rating: Good 4, Weather: Fine, Rail Position: +3m Entire

Section	Overall	1200m	1000m	800m	600m	400m	200m
Section Times	1:27.19 [14] (0:13.50)	1:13.69 [1] (0:11.22)	1:02.47 [1] (0:12.05)	0:50.42 [1] (0:12.54)	0:37.88 [1] (0:12.30)	0:25.58 [1] (0:12.17)	0:13.41 [5] (0:13.41)
Average Speed [km/h]	53.2	64.5	60.0	57.9	58.7	59.0	53.7
Top Speed [km/h]	66.5	67.2	61.9	58.4	60.1	60.3	57.3
Avg. Dist. to Rail [m]	8.7	3.7	2.1	1.3	0.6	3.3	2.7
Avg. Stride Freq. [Hz]	2.3	2.3	2.2	2.2	2.2	2.3	2.2
Avg. Stride Length [m]	6.2	7.3	7.5	7.3	7.3	7.0	6.9



- [] Ranking at each section and finish
- .-.- No data available at this section
- NA No data available



Horse/Jockey Name	Eight Cylinders
Final Rank	15
Fastest Section Time (Section)	0:11.36 (1200m)
Top Speed [km/h] (Section)	64.9 (1200m)
Race State	Finished



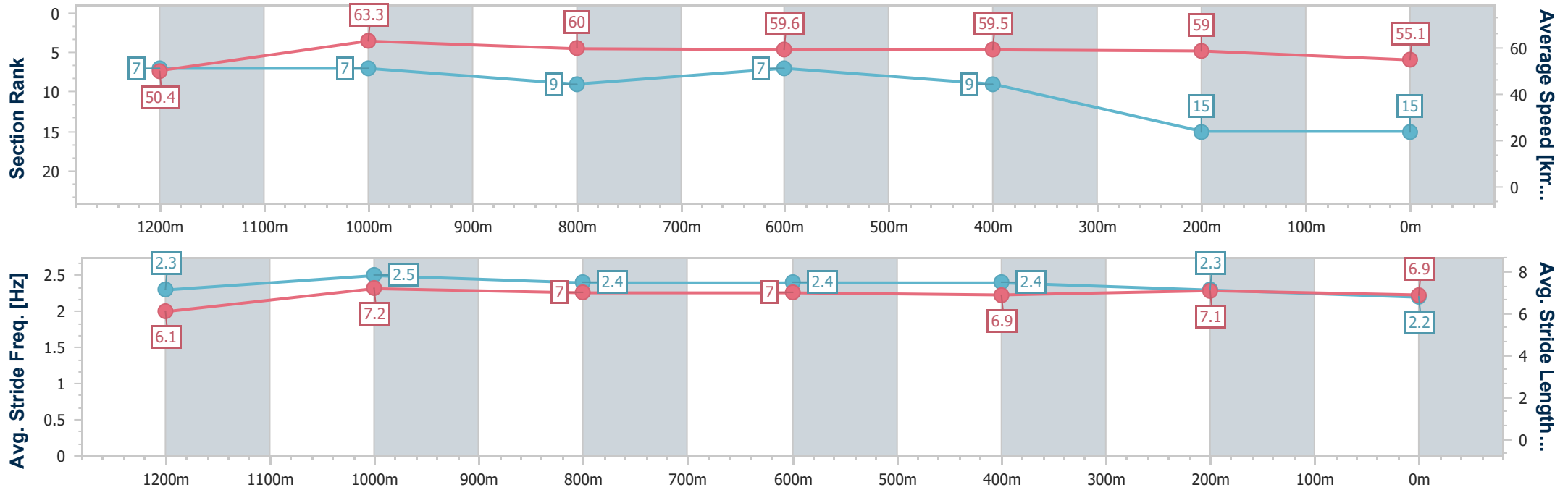
Sunshine Coast QLD Professional
Race 7: TAB BENCHMARK 58 Handicap - 1400m



02 February 2025 - 16:50

Track Rating: Good 4, Weather: Fine, Rail Position: +3m Entire

Section	Overall	1200m	1000m	800m	600m	400m	200m
Section Times	1:27.51 [15] (0:14.28)	1:13.23 [7] (0:11.36)	1:01.87 [7] (0:12.13)	0:49.74 [9] (0:12.22)	0:37.52 [7] (0:12.24)	0:25.28 [9] (0:12.21)	0:13.07 [15] (0:13.07)
Average Speed [km/h]	50.4	63.3	60.0	59.6	59.5	59.0	55.1
Top Speed [km/h]	63.7	64.9	62.5	60.8	60.6	60.2	58.1
Avg. Dist. to Rail [m]	10.5	5.1	4.0	1.9	1.9	4.6	4.1
Avg. Stride Freq. [Hz]	2.3	2.5	2.4	2.4	2.4	2.3	2.2
Avg. Stride Length [m]	6.1	7.2	7.0	7.0	6.9	7.1	6.9



- [] Ranking at each section and finish
- .-.- No data available at this section
- NA No data available