

Track Rating: Soft 6, Weather: Overcast, Rail Position: +3.5m Entire

Section												Last 600m	
Field Times												0:35.11	
	Overall	1200m	1000m	800m	600m	400m							
	1:21.59 (0:11.28)	1:10.31 (0:11.36)	0:58.95 (0:11.87)	0:47.08 (0:11.97)	0:35.11 (0:11.86)	0:23.25 (0:11.55)							
Rank	TAB	Horse/Jockey	Barrier	Top Speed [km/h]	Fastest Section								Distance Travelled [m]
1	5	NORTHERN DECREE Vlad Duric	3	65.6 200m	0:11.13 200m	1:21.59 [1] (0:11.74)	1:09.85 [6] (0:11.70)	0:58.15 [6] (0:11.97)	0:46.18 [7] (0:11.91)	0:34.27 [6] (0:11.79)	0:22.48 [8] (0:11.35)	0:34.27	
2	6	CAN'T GETWHATIWANT Angela Jones	6	64.0 1200m	0:11.31 Overall	1:21.65 [2] (0:11.31)	1:10.34 [2] (0:11.36)	0:58.98 [2] (0:11.87)	0:47.11 [2] (0:11.97)	0:35.14 [2] (0:11.91)	0:23.23 [2] (0:11.47)	0:35.14	+1
3	4	CENTRE BOUNCE Andrew Mallyon	7	64.8 400m	0:11.32 400m	1:21.87 [3] (0:11.84)	1:10.03 [8] (0:11.75)	0:58.28 [8] (0:11.89)	0:46.39 [8] (0:11.92)	0:34.47 [8] (0:11.60)	0:22.87 [7] (0:11.32)	0:34.47	+1
4	3	TREPORTI Emily Lang	1	64.4 1200m	0:11.44 1200m	1:21.87 [4] (0:11.53)	1:10.34 [4] (0:11.44)	0:58.90 [3] (0:11.90)	0:47.00 [3] (0:11.93)	0:35.07 [3] (0:11.82)	0:23.25 [3] (0:11.61)	0:35.07	+0
5	7	APRIL IN AUGUSTA Cejay Graham	4	63.8 1200m	0:11.28 Overall	1:21.91 [5] (0:11.28)	1:10.63 [1] (0:11.36)	0:59.27 [1] (0:11.87)	0:47.40 [1] (0:11.97)	0:35.43 [1] (0:11.86)	0:23.57 [1] (0:11.61)	0:35.43	-2
6	1	ATLANTIC OCEAN James Orman	8	64.1 400m	0:11.42 400m	1:21.92 [6] (0:11.78)	1:10.14 [7] (0:11.79)	0:58.35 [7] (0:11.82)	0:46.53 [6] (0:11.95)	0:34.58 [7] (0:11.59)	0:22.99 [6] (0:11.42)	0:34.58	+7
7	2	I SEE YOU COMING Michael Rodd	2	64.6 400m	0:11.34 400m	1:21.99 [7] (0:11.44)	1:10.55 [3] (0:11.57)	0:58.98 [4] (0:11.95)	0:47.03 [4] (0:11.99)	0:35.04 [4] (0:11.79)	0:23.25 [4] (0:11.34)	0:35.04	+2
8	10	LYNDALL Samantha Collett	9	63.5 1000m	0:11.61 Overall	1:23.25 [8] (0:11.61)	1:11.64 [5] (0:11.80)	0:59.84 [5] (0:11.80)	0:48.04 [5] (0:11.91)	0:36.13 [5] (0:11.74)	0:24.39 [5] (0:11.96)	0:36.13	+4

Scratched: Connewarre (#9), Take A Picture (#8)



# Ipswich QLD Professional

## Race 5: BARRIER REEF POOLS Class 5 Handicap - 1350m

05 February 2025 - 16:33



Track Rating: Soft 6, Weather: Overcast, Rail Position: +3.5m Entire

Section				200m				Last 600m		
Field Times				0:11.70 (0:11.70)				0:35.11		
Rank	TAB	Horse/Jockey	Barrier	Top Speed [km/h]	Fastest Section	Margin			Distance Travelled [m]	
1	5	<b>NORTHERN DECREE</b> Vlad Duric	3	65.6 200m	0:11.13 200m	0:11.13 [7] (0:11.13)	1:21.59		0:34.27	
2	6	<b>CAN'T GETWHATIWANT</b> Angela Jones	6	64.0 1200m	0:11.31 Overall	0:11.76 [1] (0:11.76)	0.35L		0:35.14	+1
3	4	<b>CENTRE BOUNCE</b> Andrew Mallyon	7	64.8 400m	0:11.32 400m	0:11.55 [5] (0:11.55)	1.6L		0:34.47	+1
4	3	<b>TREPORTI</b> Emily Lang	1	64.4 1200m	0:11.44 1200m	0:11.64 [4] (0:11.64)	1.64L		0:35.07	+0
5	7	<b>APRIL IN AUGUSTA</b> Cejay Graham	4	63.8 1200m	0:11.28 Overall	0:11.96 [2] (0:11.96)	1.85L		0:35.43	-2
6	1	<b>ATLANTIC OCEAN</b> James Orman	8	64.1 400m	0:11.42 400m	0:11.57 [6] (0:11.57)	1.89L		0:34.58	+7
7	2	<b>I SEE YOU COMING</b> Michael Rodd	2	64.6 400m	0:11.34 400m	0:11.91 [3] (0:11.91)	2.33L		0:35.04	+2
8	10	<b>LYNDALL</b> Samantha Collett	9	63.5 1000m	0:11.61 Overall	0:12.43 [8] (0:12.43)	9.73L		0:36.13	+4

Scratched: Connewarre (#9), Take A Picture (#8)

[ ] Ranking at each section and finish  
 -:-:- No data available at this section  
 NA No data available

SCN Saddle cloth number  
 DNF Did not finish  
 DNT Did not track



Horse/Jockey Name	Northern Decree
Final Rank	1
Fastest Section Time (Section)	0:11.13 (200m)
Top Speed [km/h] (Section)	65.6 (200m)
Race State	Finished



### Ipswich QLD Professional

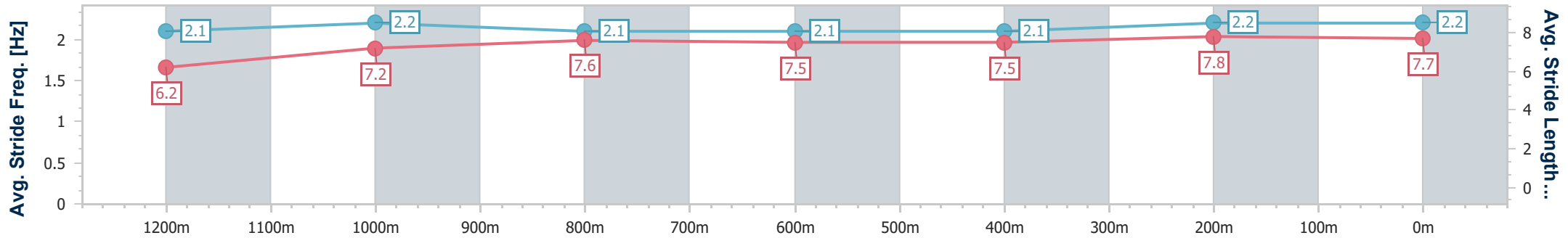
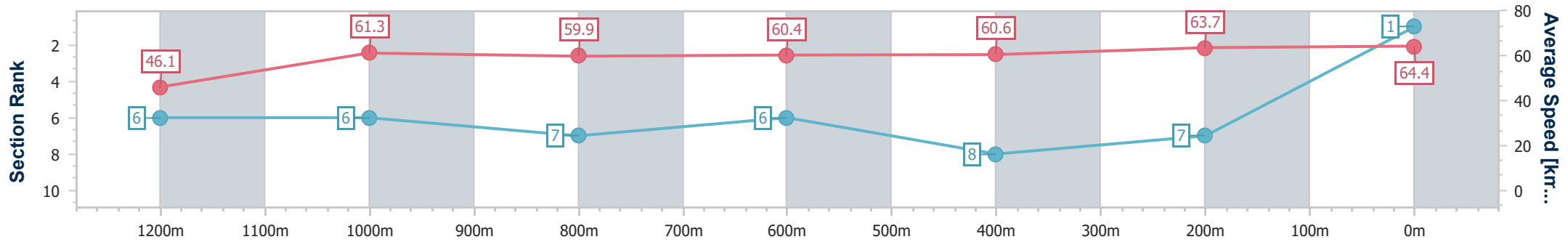
Race 5: BARRIER REEF POOLS Class 5 Handicap - 1350m

05 February 2025 - 16:33



Track Rating: Soft 6, Weather: Overcast, Rail Position: +3.5m Entire

Section	Overall	1200m	1000m	800m	600m	400m	200m
Section Times	1:21.59 [1] (0:11.74)	1:09.85 [6] (0:11.70)	0:58.15 [6] (0:11.97)	0:46.18 [7] (0:11.91)	0:34.27 [6] (0:11.79)	0:22.48 [8] (0:11.35)	0:11.13 [7]
Average Speed [km/h]	46.1	61.3	59.9	60.4	60.6	63.7	64.4
Top Speed [km/h]	59.6	63.6	63.7	61.4	61.7	65.5	65.6
Avg. Dist. to Rail [m]	1.7	0.6	1.3	1.0	1.3	2.1	2.8
Avg. Stride Freq. [Hz]	2.1	2.2	2.1	2.1	2.1	2.2	2.2
Avg. Stride Length [m]	6.2	7.2	7.6	7.5	7.5	7.8	7.7



- [ ] Ranking at each section and finish
- .-.- No data available at this section
- NA No data available



Horse/Jockey Name	Can't Getwhatiwant
Final Rank	2
Fastest Section Time (Section)	0:11.31 (Overall)
Top Speed [km/h] (Section)	64.0 (1200m)
Race State	Finished



Ipswich QLD Professional

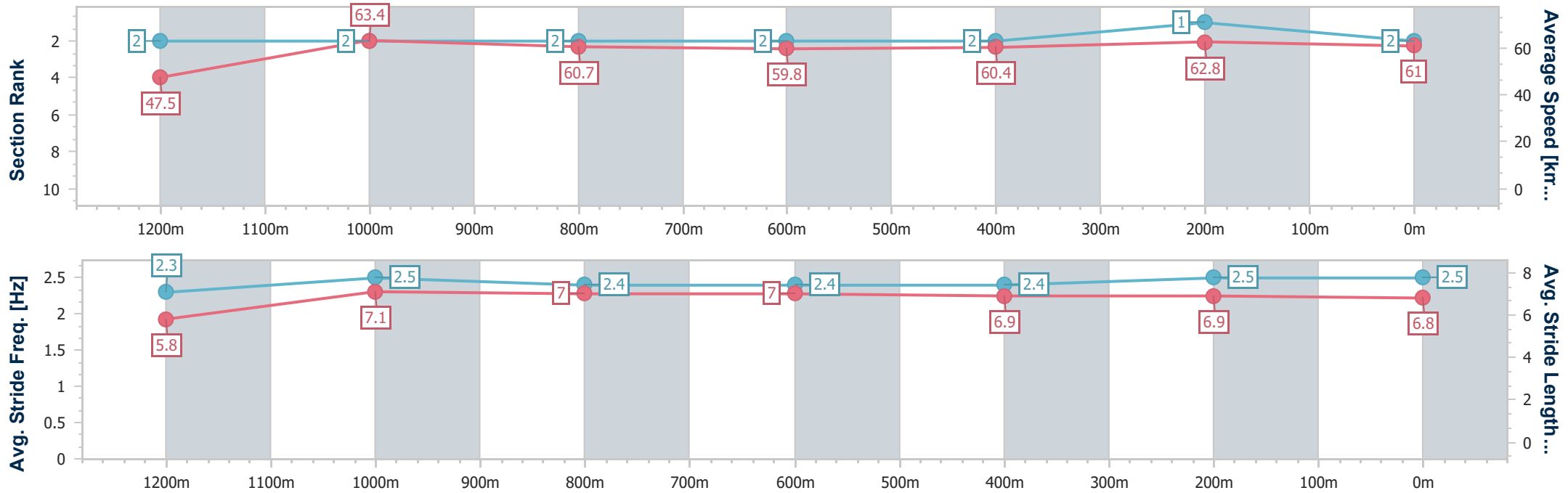
Race 5: BARRIER REEF POOLS Class 5 Handicap - 1350m

05 February 2025 - 16:33



Track Rating: Soft 6, Weather: Overcast, Rail Position: +3.5m Entire

Section	Overall	1200m	1000m	800m	600m	400m	200m
Section Times	1:21.65 [2] (0:11.31)	1:10.34 [2] (0:11.36)	0:58.98 [2] (0:11.87)	0:47.11 [2] (0:11.97)	0:35.14 [2] (0:11.91)	0:23.23 [2] (0:11.47)	0:11.76 [1] (0:11.76)
Average Speed [km/h]	47.5	63.4	60.7	59.8	60.4	62.8	61.0
Top Speed [km/h]	62.7	64.0	62.3	60.9	62.2	62.9	62.6
Avg. Dist. to Rail [m]	3.4	1.1	0.3	0.8	0.5	1.2	3.3
Avg. Stride Freq. [Hz]	2.3	2.5	2.4	2.4	2.4	2.5	2.5
Avg. Stride Length [m]	5.8	7.1	7.0	7.0	6.9	6.9	6.8



- [ ] Ranking at each section and finish
- .-.- No data available at this section
- NA No data available



Horse/Jockey Name	Centre Bounce
Final Rank	3
Fastest Section Time (Section)	0:11.32 (400m)
Top Speed [km/h] (Section)	64.8 (400m)
Race State	Finished



Ipswich QLD Professional

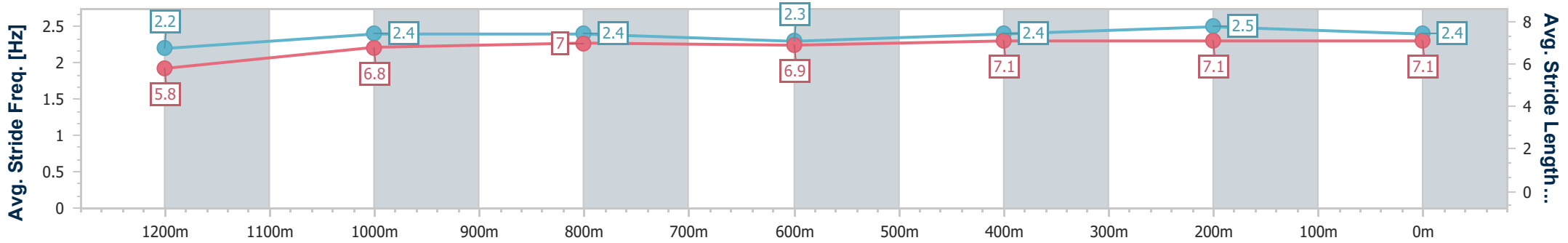
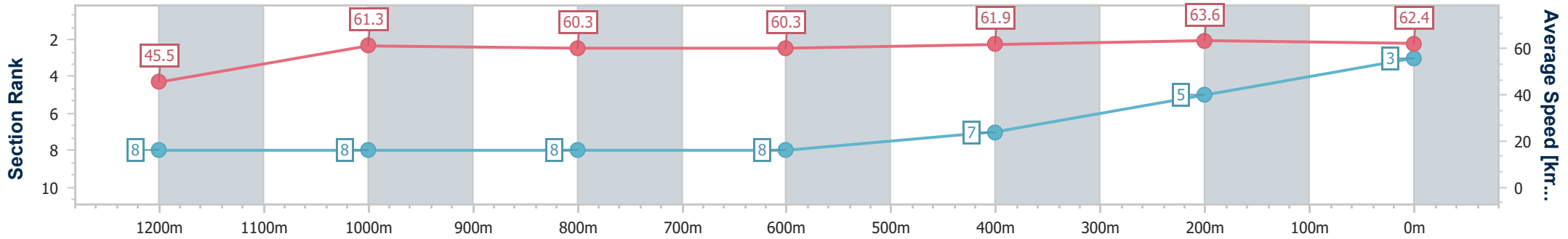
Race 5: BARRIER REEF POOLS Class 5 Handicap - 1350m

05 February 2025 - 16:33



Track Rating: Soft 6, Weather: Overcast, Rail Position: +3.5m Entire

Section	Overall	1200m	1000m	800m	600m	400m	200m
Section Times	1:21.87 [3] (0:11.84)	1:10.03 [8] (0:11.75)	0:58.28 [8] (0:11.89)	0:46.39 [8] (0:11.92)	0:34.47 [8] (0:11.60)	0:22.87 [7] (0:11.32)	0:11.55 [5] (0:11.55)
Average Speed [km/h]	45.5	61.3	60.3	60.3	61.9	63.6	62.4
Top Speed [km/h]	61.0	63.2	63.8	61.0	62.2	64.8	64.5
Avg. Dist. to Rail [m]	2.9	0.7	0.6	1.1	0.7	1.8	6.0
Avg. Stride Freq. [Hz]	2.2	2.4	2.4	2.3	2.4	2.5	2.4
Avg. Stride Length [m]	5.8	6.8	7.0	6.9	7.1	7.1	7.1



- [ ] Ranking at each section and finish
- .-.- No data available at this section
- NA No data available



Horse/Jockey Name	Treporti
Final Rank	4
Fastest Section Time (Section)	0:11.44 (1200m)
Top Speed [km/h] (Section)	64.4 (1200m)
Race State	Finished



Ipswich QLD Professional

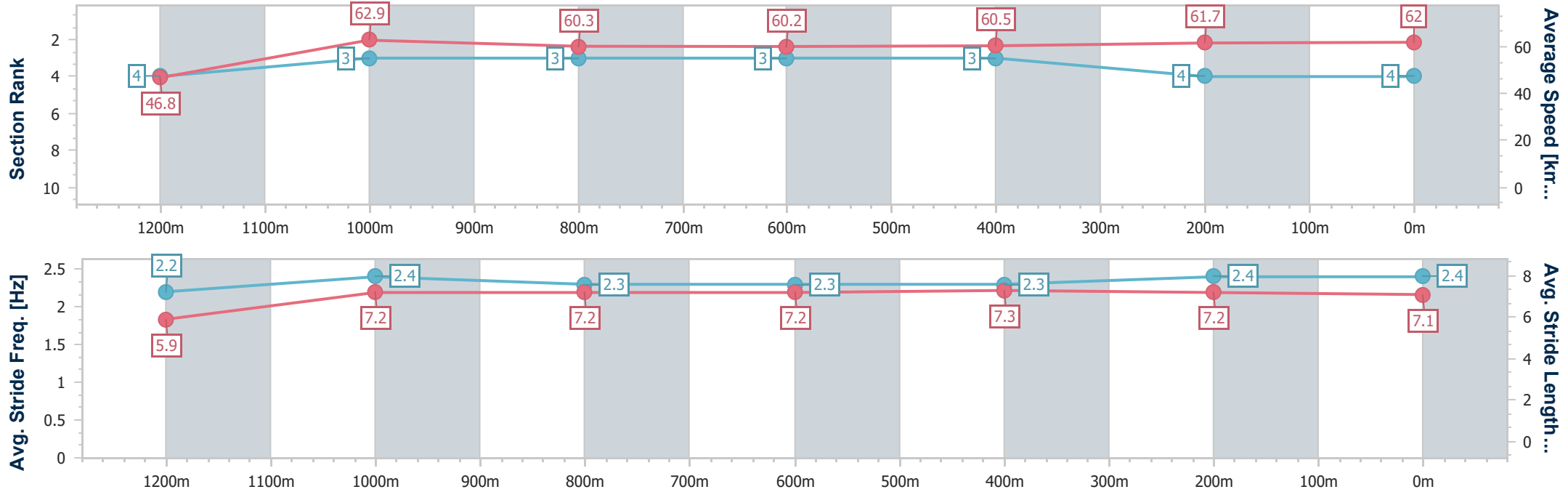
Race 5: BARRIER REEF POOLS Class 5 Handicap - 1350m

05 February 2025 - 16:33



Track Rating: Soft 6, Weather: Overcast, Rail Position: +3.5m Entire

Section	Overall	1200m	1000m	800m	600m	400m	200m
Section Times	1:21.87 [4] (0:11.53)	1:10.34 [4] (0:11.44)	0:58.90 [3] (0:11.90)	0:47.00 [3] (0:11.93)	0:35.07 [3] (0:11.82)	0:23.25 [3] (0:11.61)	0:11.64 [4] (0:11.64)
Average Speed [km/h]	46.8	62.9	60.3	60.2	60.5	61.7	62.0
Top Speed [km/h]	59.7	64.4	62.9	61.1	61.4	62.1	62.7
Avg. Dist. to Rail [m]	0.4	0.3	0.8	1.0	1.1	1.2	0.6
Avg. Stride Freq. [Hz]	2.2	2.4	2.3	2.3	2.3	2.4	2.4
Avg. Stride Length [m]	5.9	7.2	7.2	7.2	7.3	7.2	7.1



- [ ] Ranking at each section and finish
- .-.- No data available at this section
- NA No data available



Horse/Jockey Name	April In Augusta
Final Rank	5
Fastest Section Time (Section)	0:11.28 (Overall)
Top Speed [km/h] (Section)	63.8 (1200m)
Race State	Finished



### Ipswich QLD Professional

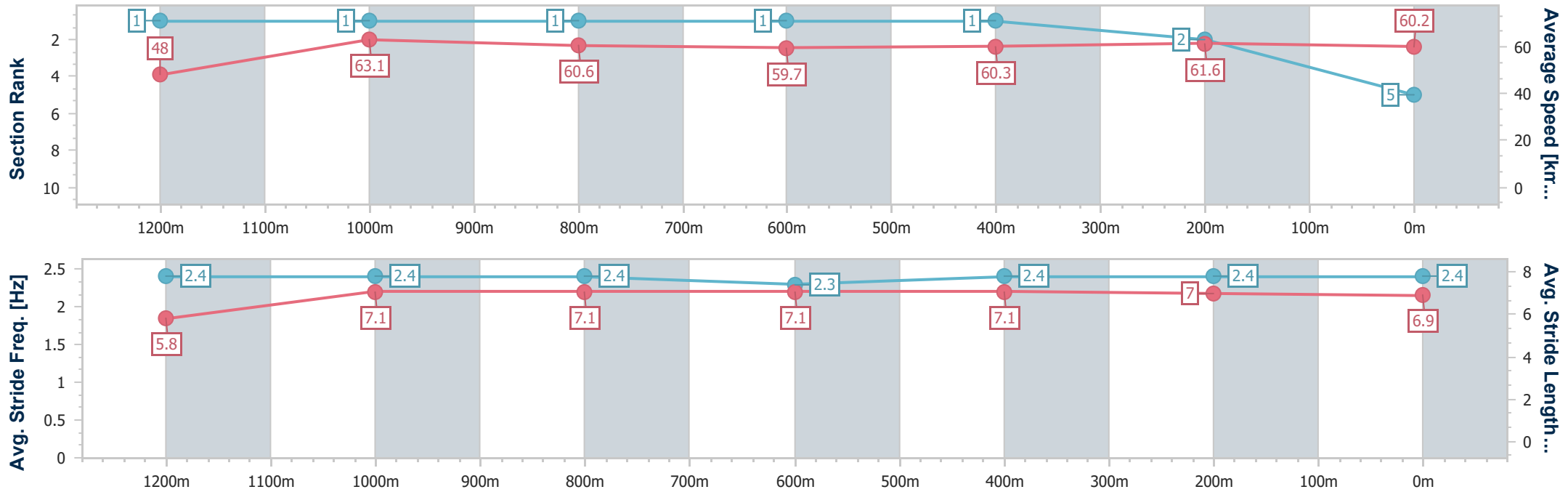
Race 5: BARRIER REEF POOLS Class 5 Handicap - 1350m

05 February 2025 - 16:33



Track Rating: Soft 6, Weather: Overcast, Rail Position: +3.5m Entire

Section	Overall	1200m	1000m	800m	600m	400m	200m
Section Times	1:21.91 [5] (0:11.28)	1:10.63 [1] (0:11.36)	0:59.27 [1] (0:11.87)	0:47.40 [1] (0:11.97)	0:35.43 [1] (0:11.86)	0:23.57 [1] (0:11.61)	0:11.96 [2] (0:11.96)
Average Speed [km/h]	48.0	63.1	60.6	59.7	60.3	61.6	60.2
Top Speed [km/h]	63.2	63.8	62.6	60.2	61.5	61.8	61.6
Avg. Dist. to Rail [m]	3.0	0.7	0.8	1.7	2.1	1.2	2.7
Avg. Stride Freq. [Hz]	2.4	2.4	2.4	2.3	2.4	2.4	2.4
Avg. Stride Length [m]	5.8	7.1	7.1	7.1	7.1	7.0	6.9



- [ ] Ranking at each section and finish
- .-.- No data available at this section
- NA No data available



Horse/Jockey Name	Atlantic Ocean
Final Rank	6
Fastest Section Time (Section)	0:11.42 (400m)
Top Speed [km/h] (Section)	64.1 (400m)
Race State	Finished



Ipswich QLD Professional

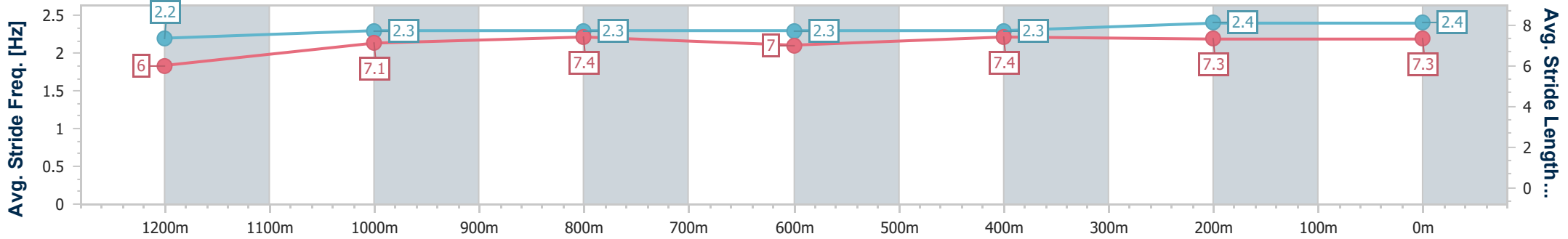
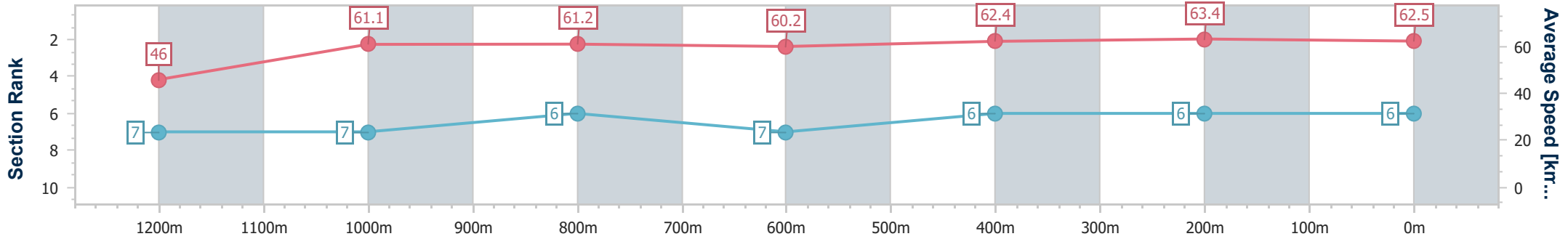
Race 5: BARRIER REEF POOLS Class 5 Handicap - 1350m

05 February 2025 - 16:33



Track Rating: Soft 6, Weather: Overcast, Rail Position: +3.5m Entire

Section	Overall	1200m	1000m	800m	600m	400m	200m
Section Times	1:21.92 [6] (0:11.78)	1:10.14 [7] (0:11.79)	0:58.35 [7] (0:11.82)	0:46.53 [6] (0:11.95)	0:34.58 [7] (0:11.59)	0:22.99 [6] (0:11.42)	0:11.57 [6] (0:11.57)
Average Speed [km/h]	46.0	61.1	61.2	60.2	62.4	63.4	62.5
Top Speed [km/h]	58.6	63.8	63.8	61.9	63.4	64.1	63.9
Avg. Dist. to Rail [m]	4.5	1.1	0.9	0.2	0.9	3.2	6.3
Avg. Stride Freq. [Hz]	2.2	2.3	2.3	2.3	2.3	2.4	2.4
Avg. Stride Length [m]	6.0	7.1	7.4	7.0	7.4	7.3	7.3



- [ ] Ranking at each section and finish
- .-.- No data available at this section
- NA No data available





Horse/Jockey Name	I See You Coming
Final Rank	7
Fastest Section Time (Section)	0:11.34 (400m)
Top Speed [km/h] (Section)	64.6 (400m)
Race State	Finished



Ipswich QLD Professional

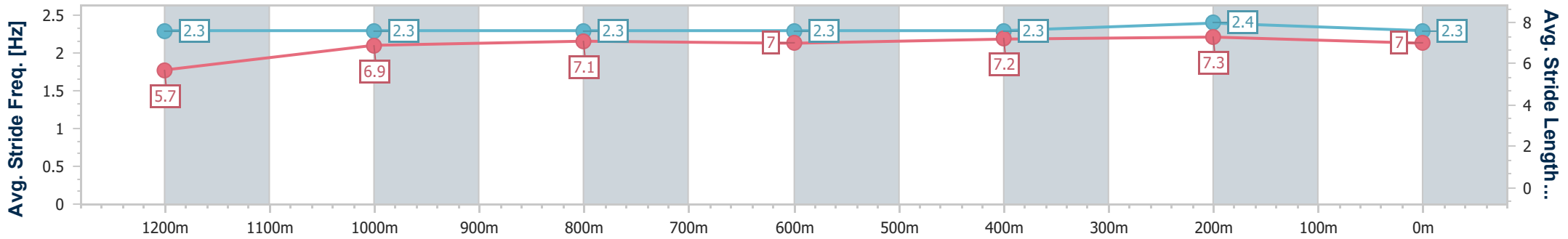
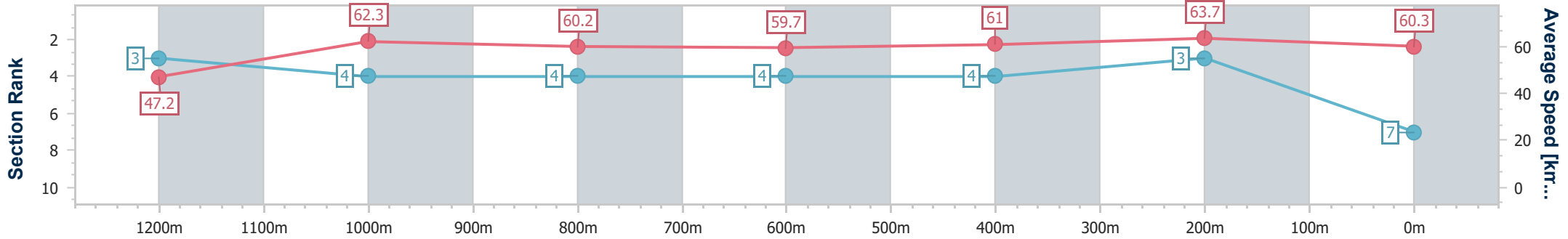
Race 5: BARRIER REEF POOLS Class 5 Handicap - 1350m

05 February 2025 - 16:33



Track Rating: Soft 6, Weather: Overcast, Rail Position: +3.5m Entire

Section	Overall	1200m	1000m	800m	600m	400m	200m
Section Times	1:21.99 [7] (0:11.44)	1:10.55 [3] (0:11.57)	0:58.98 [4] (0:11.95)	0:47.03 [4] (0:11.99)	0:35.04 [4] (0:11.79)	0:23.25 [4] (0:11.34)	0:11.91 [3] (0:11.91)
Average Speed [km/h]	47.2	62.3	60.2	59.7	61.0	63.7	60.3
Top Speed [km/h]	60.9	63.5	62.6	61.4	63.0	64.6	63.0
Avg. Dist. to Rail [m]	0.6	0.8	0.5	0.9	0.6	1.9	5.0
Avg. Stride Freq. [Hz]	2.3	2.3	2.3	2.3	2.3	2.4	2.3
Avg. Stride Length [m]	5.7	6.9	7.1	7.0	7.2	7.3	7.0



- [ ] Ranking at each section and finish
- .-.- No data available at this section
- NA No data available



Horse/Jockey Name	Lyndall
Final Rank	8
Fastest Section Time (Section)	0:11.61 (Overall)
Top Speed [km/h] (Section)	63.5 (1000m)
Race State	Finished



Ipswich QLD Professional

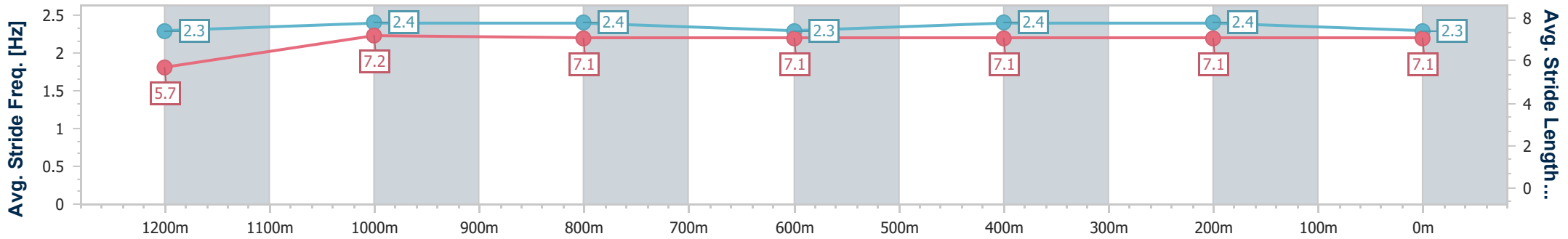
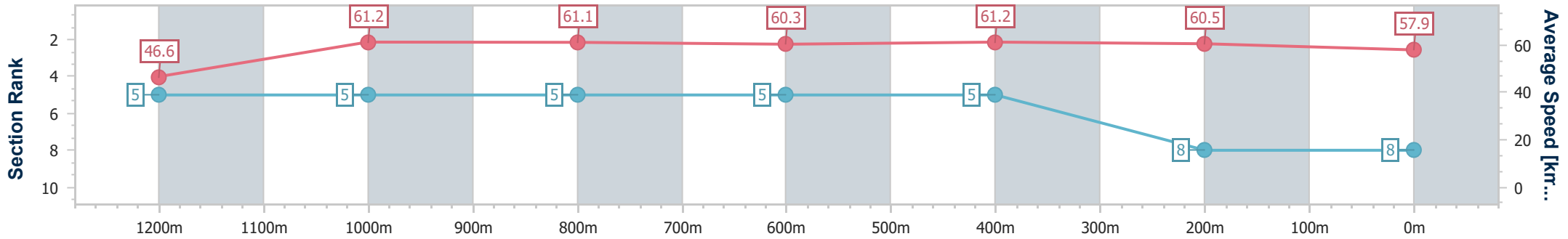
Race 5: BARRIER REEF POOLS Class 5 Handicap - 1350m

05 February 2025 - 16:33



Track Rating: Soft 6, Weather: Overcast, Rail Position: +3.5m Entire

Section	Overall	1200m	1000m	800m	600m	400m	200m
Section Times	1:23.25 [8] (0:11.61)	1:11.64 [5] (0:11.80)	0:59.84 [5] (0:11.80)	0:48.04 [5] (0:11.91)	0:36.13 [5] (0:11.74)	0:24.39 [5] (0:11.96)	0:12.43 [8] (0:12.43)
Average Speed [km/h]	46.6	61.2	61.1	60.3	61.2	60.5	57.9
Top Speed [km/h]	60.1	63.3	63.5	61.3	62.2	61.1	60.2
Avg. Dist. to Rail [m]	6.2	1.5	0.3	0.7	0.4	2.5	5.0
Avg. Stride Freq. [Hz]	2.3	2.4	2.4	2.3	2.4	2.4	2.3
Avg. Stride Length [m]	5.7	7.2	7.1	7.1	7.1	7.1	7.1



- [ ] Ranking at each section and finish
- .-.- No data available at this section
- NA No data available