

Ipswich QLD Professional

Race 6: RED BULL BENCHMARK 70 Handicap - 1100m

05 February 2025 - 17:10

Track Rating: Soft 6, Weather: Overcast, Rail Position: +3.5m Entire

Section												Last 600m		
Field Times		Overall	1000m	800m	600m	400m	200m						0:35.10	
		1:04.77 (0:08.16)	0:56.61 (0:10.71)	0:45.90 (0:10.80)	0:35.10 (0:11.28)	0:23.82 (0:11.79)	0:12.03 (0:12.03)							
Rank	TAB	Horse/Jockey	Barrier	Top Speed [km/h]	Fastest Section							Margin	Distance Travelled [m]	
1	1	SKYWOLF Cody Collis	1	67.7 1000m	0:08.30 Overall	1:04.77 [1] (0:08.30)	0:56.47 [3] (0:10.74)	0:45.73 [4] (0:10.96)	0:34.77 [5] (0:11.37)	0:23.40 [5] (0:11.54)	0:11.86 [5] (0:11.86)	1:04.77	0:34.77	
2	6	BOOM MASTER Siobhan Rutledge	7	67.9 1000m	0:08.33 Overall	1:04.95 [2] (0:08.33)	0:56.62 [5] (0:10.80)	0:45.82 [6] (0:10.81)	0:35.01 [4] (0:11.16)	0:23.85 [3] (0:11.66)	0:12.19 [4] (0:12.19)	1.07L	0:35.01	+4
2	8	HERMANITA Tahlia Fenlon	9	67.9 800m	0:08.57 Overall	1:04.95 [2] (0:08.57)	0:56.38 [9] (0:11.05)	0:45.33 [9] (0:10.74)	0:34.59 [9] (0:11.11)	0:23.48 [6] (0:11.28)	0:12.20 [3] (0:12.20)	1.07L	0:34.59	+3
4	4	SHOT OF WHISKEY Jasper Franklin	5	68.6 1000m	0:08.43 Overall	1:05.20 [4] (0:08.43)	0:56.77 [8] (0:10.80)	0:45.97 [8] (0:10.98)	0:34.99 [8] (0:11.30)	0:23.69 [7] (0:11.57)	0:12.12 [7] (0:12.12)	2.53L	0:34.99	+0
5	2	BUGALUGS Courtney Bellamy	6	68.5 1000m	0:08.16 Overall	1:05.28 [5] (0:08.16)	0:57.12 [1] (0:10.71)	0:46.41 [1] (0:10.80)	0:35.61 [1] (0:11.28)	0:24.33 [1] (0:11.80)	0:12.53 [2] (0:12.53)	2.99L	0:35.61	+4
6	5	GALAXY GENERAL Georgina Cartwright	4	68.2 1000m	0:08.19 Overall	1:05.44 [6] (0:08.19)	0:57.25 [2] (0:10.72)	0:46.53 [3] (0:10.98)	0:35.55 [3] (0:11.43)	0:24.12 [4] (0:11.75)	0:12.37 [6] (0:12.37)	3.93L	0:35.55	+2
7	11	ALL INCLUSIVE James Orman	3	69.9 1000m	0:08.35 Overall	1:05.51 [7] (0:08.35)	0:57.16 [7] (0:10.52)	0:46.64 [1] (0:10.84)	0:35.80 [2] (0:11.34)	0:24.46 [2] (0:11.69)	0:12.77 [1] (0:12.77)	4.32L	0:35.80	-1
8	9	CRICKETS CHIRPING Andrew Mallyon	2	69.4 1000m	0:08.34 Overall	1:06.19 [8] (0:08.34)	0:57.85 [6] (0:10.76)	0:47.09 [5] (0:11.04)	0:36.05 [7] (0:11.40)	0:24.65 [8] (0:11.91)	0:12.74 [8] (0:12.74)	8.36L	0:36.05	+2
9	10	CITY CHICK Paul Hamblin	8	68.2 1000m	0:08.31 Overall	1:06.53 [9] (0:08.31)	0:58.22 [4] (0:10.83)	0:47.39 [7] (0:10.93)	0:36.46 [6] (0:11.49)	0:24.97 [9] (0:12.00)	0:12.97 [9] (0:12.97)	10.31L	0:36.46	+6

Scratched: Hodgson (#3), Deputize (#12), Zourata (#7)



Horse/Jockey Name	Skywolf
Final Rank	1
Fastest Section Time (Section)	0:08.30 (Overall)
Top Speed [km/h] (Section)	67.7 (1000m)
Race State	Finished



Ipswich QLD Professional

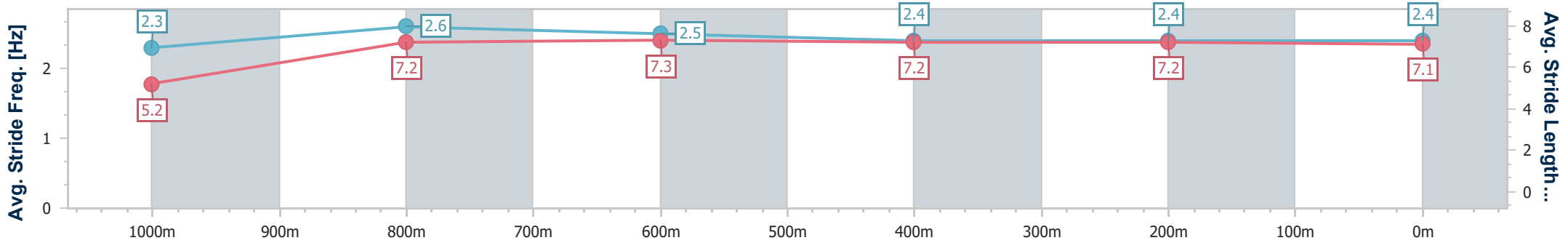
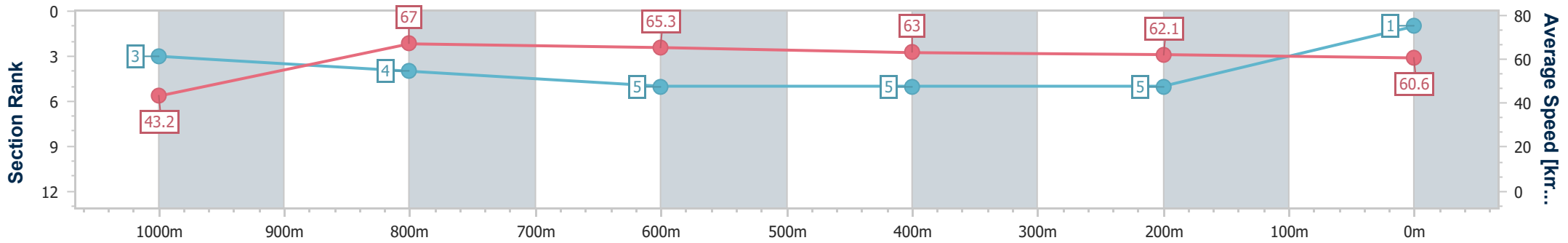
Race 6: RED BULL BENCHMARK 70 Handicap - 1100m

05 February 2025 - 17:10



Track Rating: Soft 6, Weather: Overcast, Rail Position: +3.5m Entire

Section	Overall	1000m	800m	600m	400m	200m
Section Times	1:04.77 [1] (0:08.30)	0:56.47 [3] (0:10.74)	0:45.73 [4] (0:10.96)	0:34.77 [5] (0:11.37)	0:23.40 [5] (0:11.54)	0:11.86 [5] (0:11.86)
Average Speed [km/h]	43.2	67.0	65.3	63.0	62.1	60.6
Top Speed [km/h]	65.0	67.7	66.8	64.5	62.8	62.0
Avg. Dist. to Rail [m]	2.5	0.6	1.5	1.8	1.6	1.3
Avg. Stride Freq. [Hz]	2.3	2.6	2.5	2.4	2.4	2.4
Avg. Stride Length [m]	5.2	7.2	7.3	7.2	7.2	7.1



- [] Ranking at each section and finish
- .-.- No data available at this section
- NA No data available



Horse/Jockey Name	Hermanita
Final Rank	2
Fastest Section Time (Section)	0:08.57 (Overall)
Top Speed [km/h] (Section)	67.9 (800m)
Race State	Finished



Ipswich QLD Professional

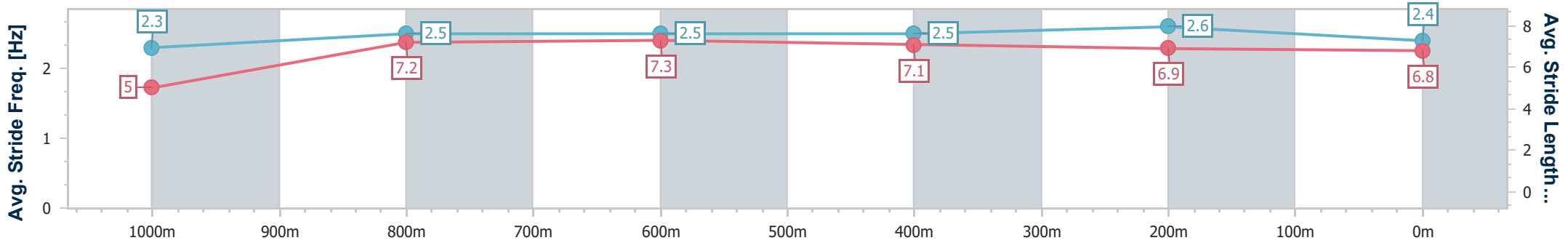
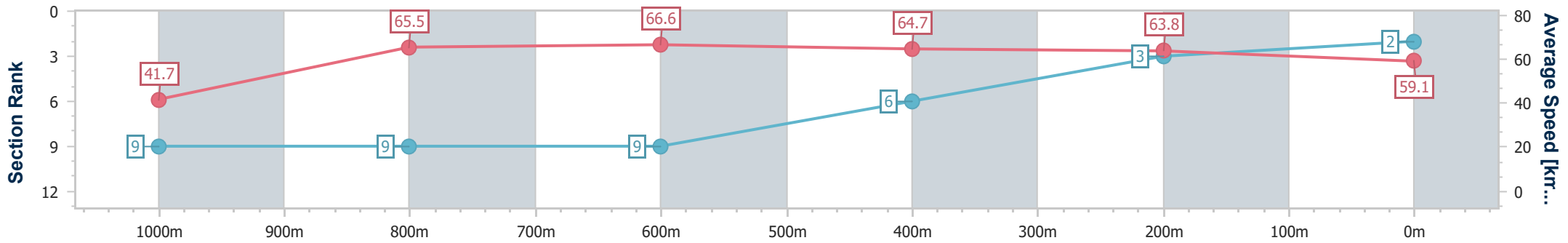
Race 6: RED BULL BENCHMARK 70 Handicap - 1100m

05 February 2025 - 17:10



Track Rating: Soft 6, Weather: Overcast, Rail Position: +3.5m Entire

Section	Overall	1000m	800m	600m	400m	200m
Section Times	1:04.95 [2] (0:08.57)	0:56.38 [9] (0:11.05)	0:45.33 [9] (0:10.74)	0:34.59 [9] (0:11.11)	0:23.48 [6] (0:11.28)	0:12.20 [3] (0:12.20)
Average Speed [km/h]	41.7	65.5	66.6	64.7	63.8	59.1
Top Speed [km/h]	61.1	67.1	67.9	66.1	64.8	63.6
Avg. Dist. to Rail [m]	11.9	3.2	1.9	0.5	1.4	2.0
Avg. Stride Freq. [Hz]	2.3	2.5	2.5	2.5	2.6	2.4
Avg. Stride Length [m]	5.0	7.2	7.3	7.1	6.9	6.8



- [] Ranking at each section and finish
- .-.- No data available at this section
- NA No data available



Horse/Jockey Name	Boom Master
Final Rank	2
Fastest Section Time (Section)	0:08.33 (Overall)
Top Speed [km/h] (Section)	67.9 (1000m)
Race State	Finished



Ipswich QLD Professional

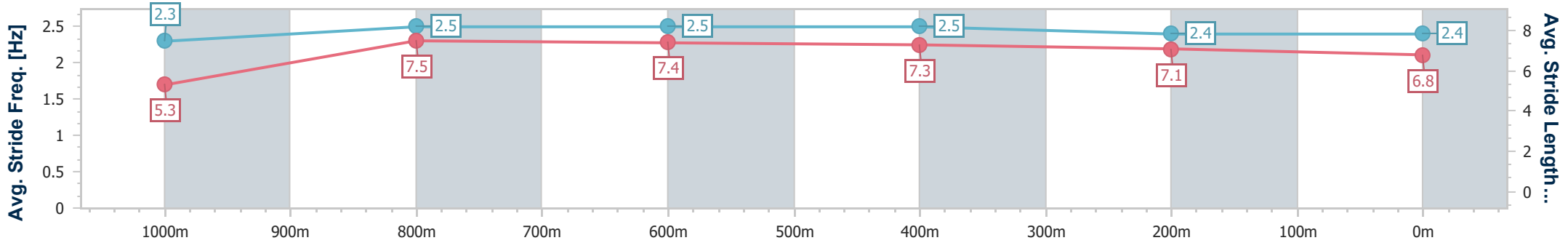
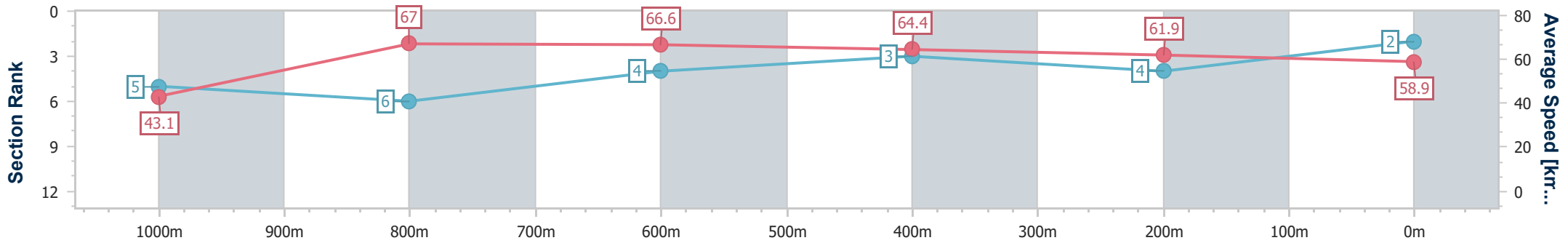
Race 6: RED BULL BENCHMARK 70 Handicap - 1100m

05 February 2025 - 17:10



Track Rating: Soft 6, Weather: Overcast, Rail Position: +3.5m Entire

Section	Overall	1000m	800m	600m	400m	200m
Section Times	1:04.95 [2] (0:08.33)	0:56.62 [5] (0:10.80)	0:45.82 [6] (0:10.81)	0:35.01 [4] (0:11.16)	0:23.85 [3] (0:11.66)	0:12.19 [4]
Average Speed [km/h]	43.1	67.0	66.6	64.4	61.9	58.9
Top Speed [km/h]	63.8	67.9	67.8	66.0	63.7	61.4
Avg. Dist. to Rail [m]	8.7	2.4	0.2	0.2	0.7	0.9
Avg. Stride Freq. [Hz]	2.3	2.5	2.5	2.5	2.4	2.4
Avg. Stride Length [m]	5.3	7.5	7.4	7.3	7.1	6.8



- [] Ranking at each section and finish
- .-.- No data available at this section
- NA No data available



Horse/Jockey Name	Shot Of Whiskey
Final Rank	4
Fastest Section Time (Section)	0:08.43 (Overall)
Top Speed [km/h] (Section)	68.6 (1000m)
Race State	Finished



Ipswich QLD Professional

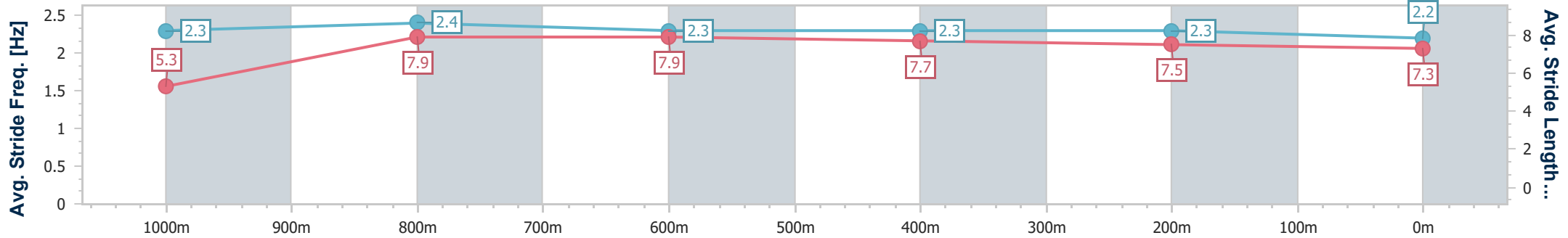
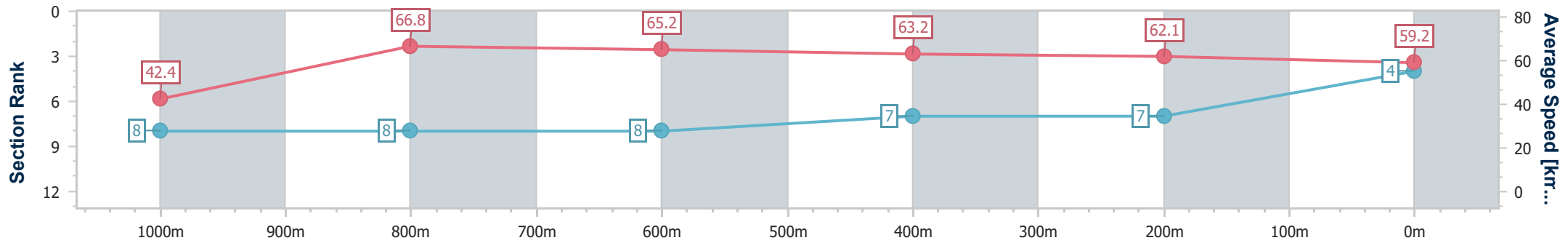
Race 6: RED BULL BENCHMARK 70 Handicap - 1100m

05 February 2025 - 17:10



Track Rating: Soft 6, Weather: Overcast, Rail Position: +3.5m Entire

Section	Overall	1000m	800m	600m	400m	200m
Section Times	1:05.20 [4] (0:08.43)	0:56.77 [8] (0:10.80)	0:45.97 [8] (0:10.98)	0:34.99 [8] (0:11.30)	0:23.69 [7] (0:11.57)	0:12.12 [7] (0:12.12)
Average Speed [km/h]	42.4	66.8	65.2	63.2	62.1	59.2
Top Speed [km/h]	65.4	68.6	66.9	65.6	62.5	61.1
Avg. Dist. to Rail [m]	7.7	1.2	1.7	1.5	1.7	2.0
Avg. Stride Freq. [Hz]	2.3	2.4	2.3	2.3	2.3	2.2
Avg. Stride Length [m]	5.3	7.9	7.9	7.7	7.5	7.3



- [] Ranking at each section and finish
- .-.- No data available at this section
- NA No data available



Horse/Jockey Name	Bugalugs
Final Rank	5
Fastest Section Time (Section)	0:08.16 (Overall)
Top Speed [km/h] (Section)	68.5 (1000m)
Race State	Finished



Ipswich QLD Professional

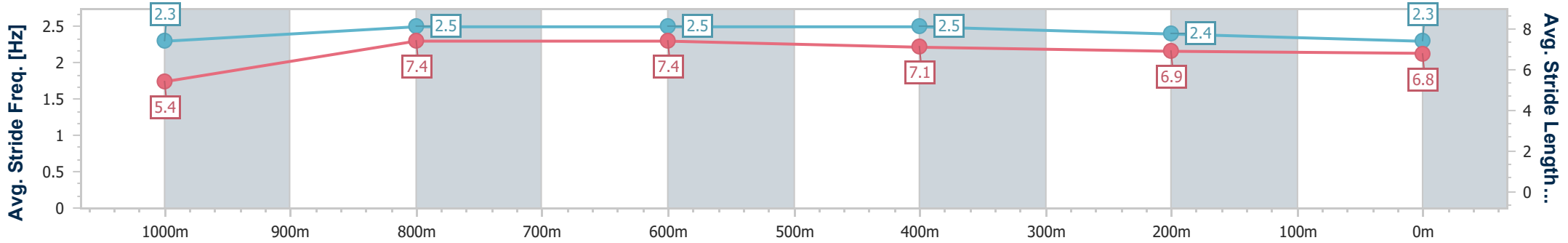
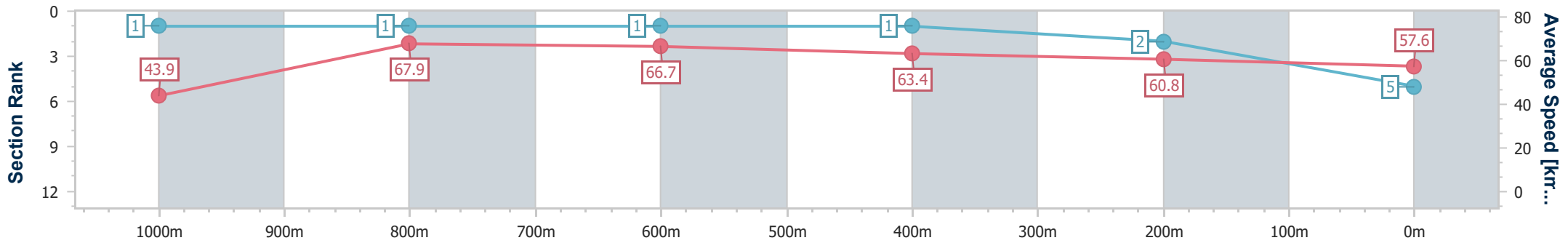
Race 6: RED BULL BENCHMARK 70 Handicap - 1100m

05 February 2025 - 17:10



Track Rating: Soft 6, Weather: Overcast, Rail Position: +3.5m Entire

Section	Overall	1000m	800m	600m	400m	200m
Section Times	1:05.28 [5] (0:08.16)	0:57.12 [1] (0:10.71)	0:46.41 [1] (0:10.80)	0:35.61 [1] (0:11.28)	0:24.33 [1] (0:11.80)	0:12.53 [2] (0:12.53)
Average Speed [km/h]	43.9	67.9	66.7	63.4	60.8	57.6
Top Speed [km/h]	64.4	68.5	67.9	65.1	62.4	60.2
Avg. Dist. to Rail [m]	8.4	3.1	0.4	0.8	0.4	0.3
Avg. Stride Freq. [Hz]	2.3	2.5	2.5	2.5	2.4	2.3
Avg. Stride Length [m]	5.4	7.4	7.4	7.1	6.9	6.8



- [] Ranking at each section and finish
- .-.- No data available at this section
- NA No data available



Horse/Jockey Name	Galaxy General
Final Rank	6
Fastest Section Time (Section)	0:08.19 (Overall)
Top Speed [km/h] (Section)	68.2 (1000m)
Race State	Finished



Ipswich QLD Professional

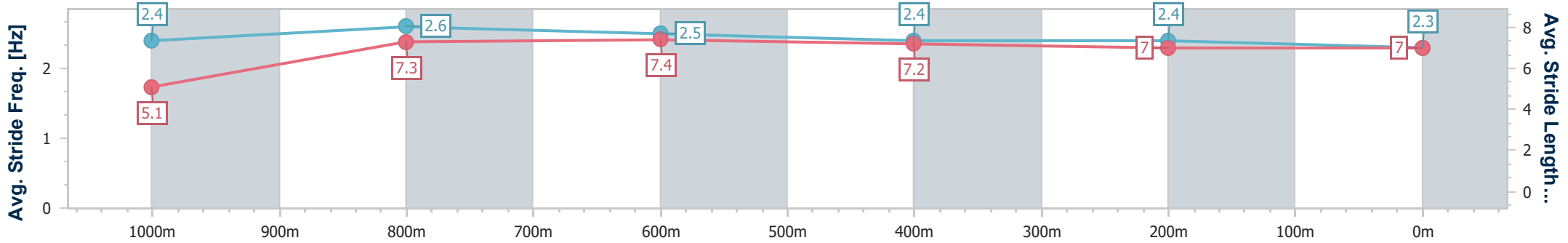
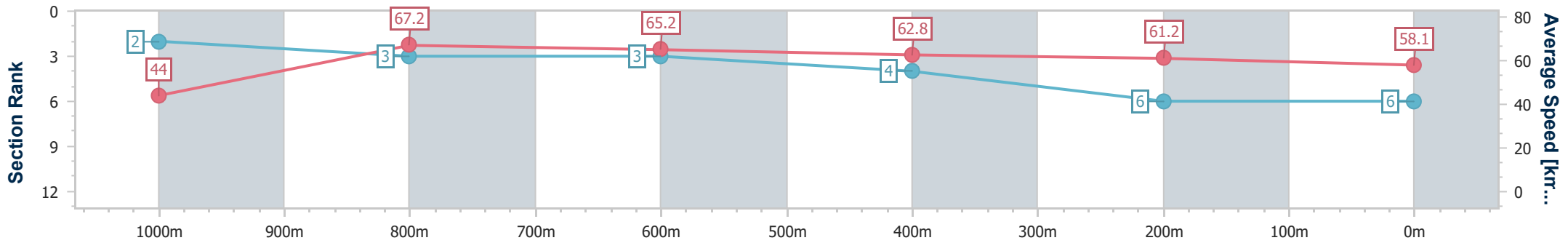
Race 6: RED BULL BENCHMARK 70 Handicap - 1100m

05 February 2025 - 17:10



Track Rating: Soft 6, Weather: Overcast, Rail Position: +3.5m Entire

Section	Overall	1000m	800m	600m	400m	200m
Section Times	1:05.44 [6] (0:08.19)	0:57.25 [2] (0:10.72)	0:46.53 [3] (0:10.98)	0:35.55 [3] (0:11.43)	0:24.12 [4] (0:11.75)	0:12.37 [6] (0:12.37)
Average Speed [km/h]	44.0	67.2	65.2	62.8	61.2	58.1
Top Speed [km/h]	66.2	68.2	67.0	65.6	61.9	60.5
Avg. Dist. to Rail [m]	6.2	1.4	1.7	1.0	0.6	1.7
Avg. Stride Freq. [Hz]	2.4	2.6	2.5	2.4	2.4	2.3
Avg. Stride Length [m]	5.1	7.3	7.4	7.2	7.0	7.0



- [] Ranking at each section and finish
- .-.- No data available at this section
- NA No data available



Horse/Jockey Name	All Inclusive
Final Rank	7
Fastest Section Time (Section)	0:08.35 (Overall)
Top Speed [km/h] (Section)	69.9 (1000m)
Race State	Finished



Ipswich QLD Professional

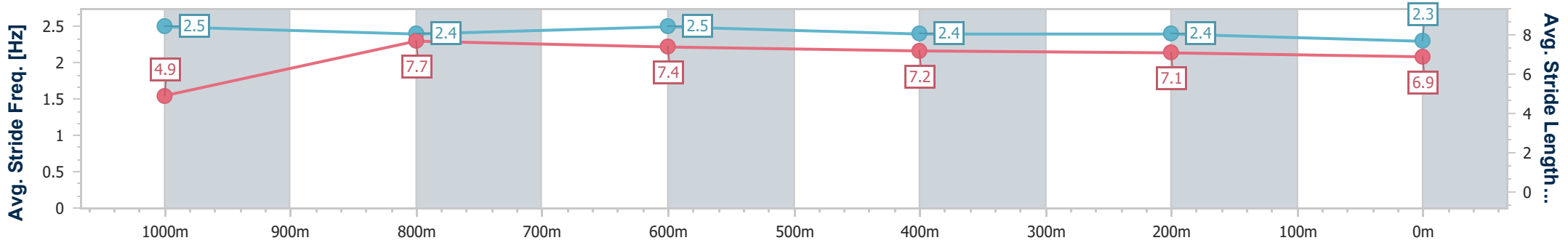
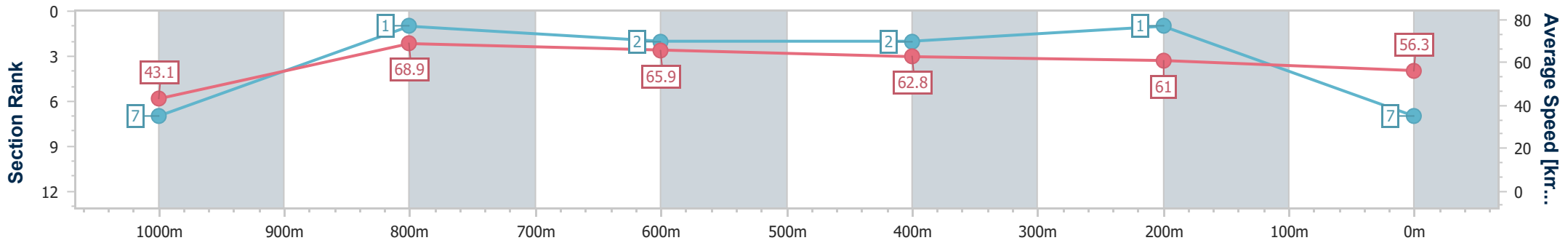
Race 6: RED BULL BENCHMARK 70 Handicap - 1100m

05 February 2025 - 17:10



Track Rating: Soft 6, Weather: Overcast, Rail Position: +3.5m Entire

Section	Overall	1000m	800m	600m	400m	200m
Section Times	1:05.51 [7] (0:08.35)	0:57.16 [7] (0:10.52)	0:46.64 [1] (0:10.84)	0:35.80 [2] (0:11.34)	0:24.46 [2] (0:11.69)	0:12.77 [1] (0:12.77)
Average Speed [km/h]	43.1	68.9	65.9	62.8	61.0	56.3
Top Speed [km/h]	67.8	69.9	67.9	64.2	63.3	60.5
Avg. Dist. to Rail [m]	6.0	2.1	1.5	3.1	2.5	1.7
Avg. Stride Freq. [Hz]	2.5	2.4	2.5	2.4	2.4	2.3
Avg. Stride Length [m]	4.9	7.7	7.4	7.2	7.1	6.9



- [] Ranking at each section and finish
- .-.- No data available at this section
- NA No data available



Horse/Jockey Name	Crickets Chirping
Final Rank	8
Fastest Section Time (Section)	0:08.34 (Overall)
Top Speed [km/h] (Section)	69.4 (1000m)
Race State	Finished



Ipswich QLD Professional

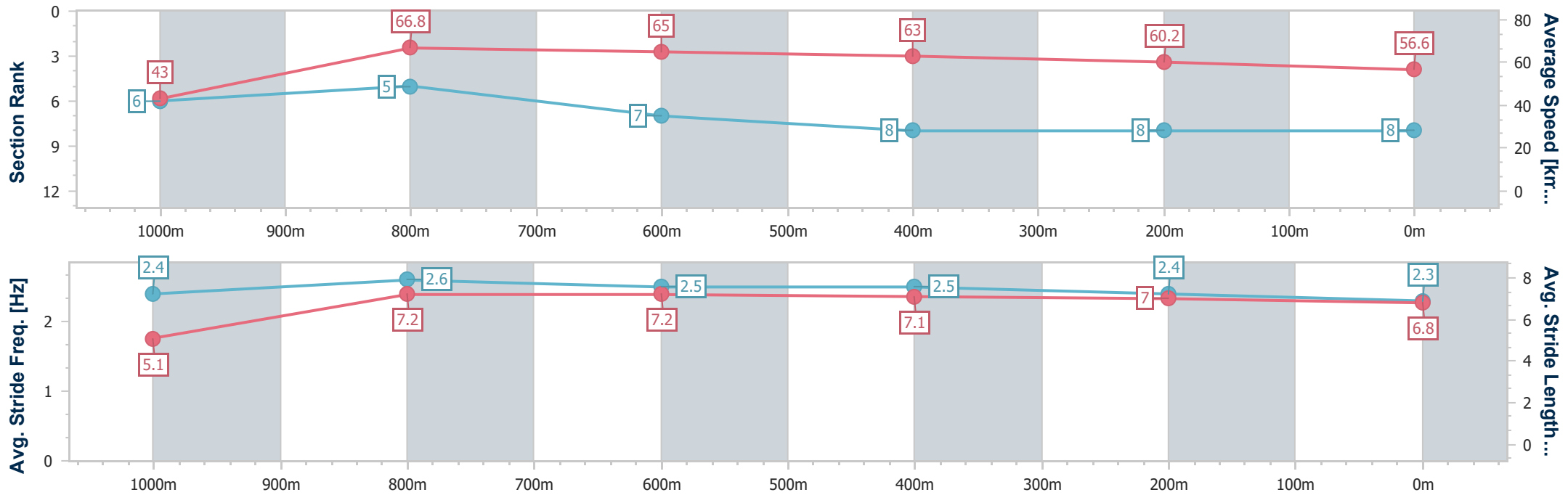
Race 6: RED BULL BENCHMARK 70 Handicap - 1100m

05 February 2025 - 17:10



Track Rating: Soft 6, Weather: Overcast, Rail Position: +3.5m Entire

Section	Overall	1000m	800m	600m	400m	200m
Section Times	1:06.19 [8] (0:08.34)	0:57.85 [6] (0:10.76)	0:47.09 [5] (0:11.04)	0:36.05 [7] (0:11.40)	0:24.65 [8] (0:11.91)	0:12.74 [8] (0:12.74)
Average Speed [km/h]	43.0	66.8	65.0	63.0	60.2	56.6
Top Speed [km/h]	65.6	69.4	65.7	64.9	61.5	60.1
Avg. Dist. to Rail [m]	4.5	0.7	1.2	0.5	1.2	2.2
Avg. Stride Freq. [Hz]	2.4	2.6	2.5	2.5	2.4	2.3
Avg. Stride Length [m]	5.1	7.2	7.2	7.1	7.0	6.8



- [] Ranking at each section and finish
- .-.- No data available at this section
- NA No data available



Horse/Jockey Name	City Chick
Final Rank	9
Fastest Section Time (Section)	0:08.31 (Overall)
Top Speed [km/h] (Section)	68.2 (1000m)
Race State	Finished



Ipswich QLD Professional

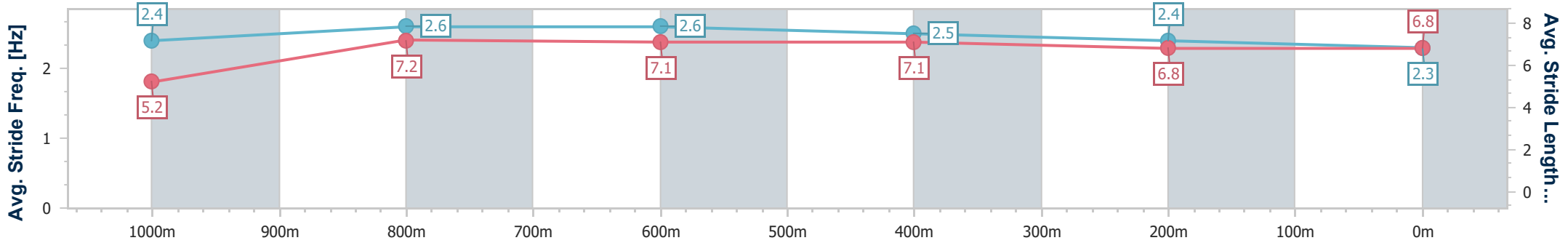
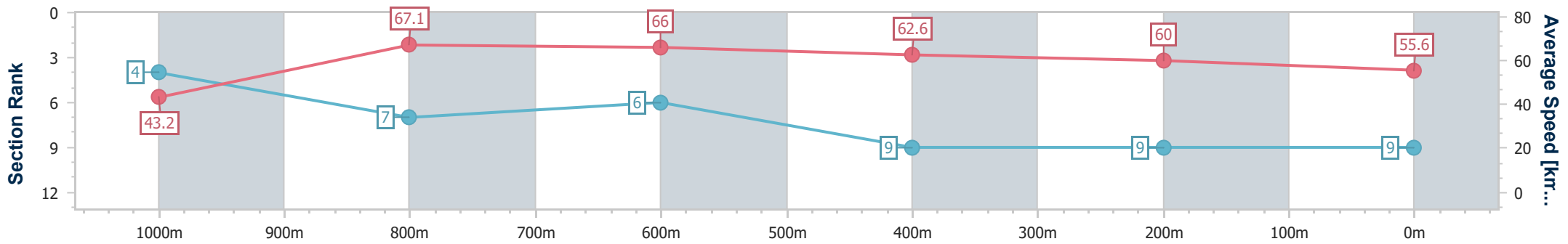
Race 6: RED BULL BENCHMARK 70 Handicap - 1100m

05 February 2025 - 17:10



Track Rating: Soft 6, Weather: Overcast, Rail Position: +3.5m Entire

Section	Overall	1000m	800m	600m	400m	200m
Section Times	1:06.53 [9] (0:08.31)	0:58.22 [4] (0:10.83)	0:47.39 [7] (0:10.93)	0:36.46 [6] (0:11.49)	0:24.97 [9] (0:12.00)	0:12.97 [9] (0:12.97)
Average Speed [km/h]	43.2	67.1	66.0	62.6	60.0	55.6
Top Speed [km/h]	63.9	68.2	67.6	64.3	61.9	59.1
Avg. Dist. to Rail [m]	9.9	4.1	1.4	0.4	0.7	1.8
Avg. Stride Freq. [Hz]	2.4	2.6	2.6	2.5	2.4	2.3
Avg. Stride Length [m]	5.2	7.2	7.1	7.1	6.8	6.8



- [] Ranking at each section and finish
- .-.- No data available at this section
- NA No data available