



Aquis Park Gold Coast QLD Professional

Race 1: KPI QTIS Two-Year-Old Maiden Plate - 1000m



08 February 2025 - 14:15

Track Rating: Soft 5, Weather: Fine, Rail Position: +5m 900m-W/Post; +3m Remainder

| Section | | Overall | | | | | | | | | Last 600m | | |
|-------------|----|------------------------|---|---------|---------|-------------|-------------|-------------|-------------|-------------|-----------|---------|----|
| Field Times | | 0:57.88 | | | | | | | | | 0:34.23 | | |
| | | (0:13.18) | | | | | | | | | (0:11.90) | | |
| | | 800m | | | | | | | | | 0:34.23 | | |
| | | (0:10.47) | | | | | | | | | (0:11.90) | | |
| | | 600m | | | | | | | | | | | |
| | | 0:34.23 | | | | | | | | | | | |
| | | (0:10.97) | | | | | | | | | | | |
| | | 400m | | | | | | | | | | | |
| | | 0:23.26 | | | | | | | | | | | |
| | | (0:11.36) | | | | | | | | | | | |
| | | 200m | | | | | | | | | | | |
| | | 0:11.90 | | | | | | | | | | | |
| | | (0:11.90) | | | | | | | | | | | |
| | | Margin | | | | | | | | | | | |
| | | | | | | | | | | | | | |
| | | Distance Travelled [m] | | | | | | | | | | | |
| | | | | | | | | | | | | | |
| 1 | 6 | LUCKY LASS | 9 | 70.1 | 0:10.47 | 0:57.88 [1] | 0:44.70 [1] | 0:34.23 [1] | 0:23.26 [1] | 0:11.90 [1] | 0:57.88 | 0:34.23 | |
| | | Anthony Allen | | 800m | 800m | (0:13.18) | (0:10.47) | (0:10.97) | (0:11.36) | (0:11.90) | | | |
| 2 | 10 | STEFFI ELECTRICA | 1 | 69.8 | 0:10.51 | 0:58.15 [2] | 0:44.71 [4] | 0:34.20 [3] | 0:23.24 [3] | 0:12.08 [2] | 1.5L | 0:34.20 | -4 |
| | | Sean Cormack | | 800m | 800m | (0:13.44) | (0:10.51) | (0:10.96) | (0:11.16) | (0:12.08) | | | |
| 3 | 9 | SECRET ROSE | 4 | 69.6 | 0:10.58 | 0:58.16 [3] | 0:44.55 [7] | 0:33.97 [5] | 0:23.01 [5] | 0:11.84 [5] | 1.6L | 0:33.97 | -2 |
| | | Dylan Turner | | Overall | 800m | (0:13.61) | (0:10.58) | (0:10.96) | (0:11.17) | (0:11.84) | | | |
| 4 | 2 | CARACENI | 3 | 69.2 | 0:10.70 | 0:58.19 [4] | 0:44.70 [5] | 0:34.00 [6] | 0:22.91 [6] | 0:11.62 [6] | 1.8L | 0:34.00 | +3 |
| | | Jace McMurray | | 800m | 800m | (0:13.49) | (0:10.70) | (0:11.09) | (0:11.29) | (0:11.62) | | | |
| 5 | 1 | ARGENTUM ROCK | 6 | 68.8 | 0:10.91 | 0:58.58 [5] | 0:44.99 [6] | 0:34.08 [9] | 0:23.03 [9] | 0:11.80 [8] | 4.1L | 0:34.08 | +2 |
| | | Yvette Lewis | | Overall | 800m | (0:13.59) | (0:10.91) | (0:11.05) | (0:11.23) | (0:11.80) | | | |
| 6 | 5 | CASTIGLIONE | 7 | 70.8 | 0:10.64 | 0:58.60 [6] | 0:45.19 [3] | 0:34.55 [4] | 0:23.59 [4] | 0:12.34 [3] | 4.2L | 0:34.55 | +7 |
| | | Siobhan Rutledge | | 800m | 800m | (0:13.41) | (0:10.64) | (0:10.96) | (0:11.25) | (0:12.34) | | | |
| 7 | 7 | PRESTIGE ICE | 5 | 68.5 | 0:10.69 | 0:58.73 [7] | 0:44.93 [9] | 0:34.24 [8] | 0:23.31 [8] | 0:11.97 [7] | 5L | 0:34.24 | +0 |
| | | Ryan Curatolo | | 800m | 800m | (0:13.80) | (0:10.69) | (0:10.93) | (0:11.34) | (0:11.97) | | | |
| 8 | 3 | CYBER CITY | 2 | 70.0 | 0:10.49 | 0:59.05 [8] | 0:45.87 [2] | 0:35.38 [2] | 0:24.33 [2] | 0:12.76 [4] | 6.8L | 0:35.38 | -3 |
| | | Michael Cahill | | 800m | 800m | (0:13.18) | (0:10.49) | (0:11.05) | (0:11.57) | (0:12.76) | | | |
| 9 | 4 | PRESTIGE PAK | 8 | 69.1 | 0:10.85 | 0:59.50 [9] | 0:45.87 [8] | 0:35.02 [7] | 0:24.08 [7] | 0:12.49 [9] | 9.3L | 0:35.02 | +6 |
| | | Noriyuki Masuda | | 800m | 800m | (0:13.63) | (0:10.85) | (0:10.94) | (0:11.59) | (0:12.49) | | | |

Scratched: Son Of A Lie (#11), Mhasahn (#12), Profoundly (#8)

[] Ranking at each section and finish
 -:-:- No data available at this section
 NA No data available

SCN Saddle cloth number
 DNF Did not finish
 DNT Did not track



| | |
|--------------------------------|----------------|
| Horse/Jockey Name | Lucky Lass |
| Final Rank | 1 |
| Fastest Section Time (Section) | 0:10.47 (800m) |
| Top Speed [km/h] (Section) | 70.1 (800m) |
| Race State | Finished |

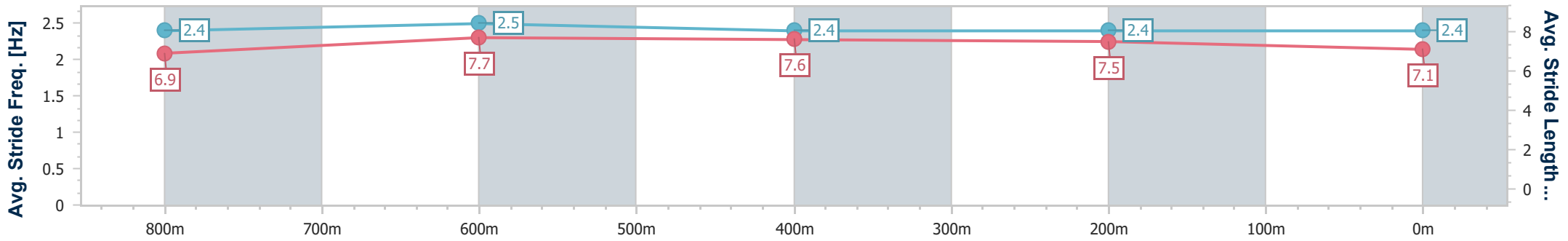
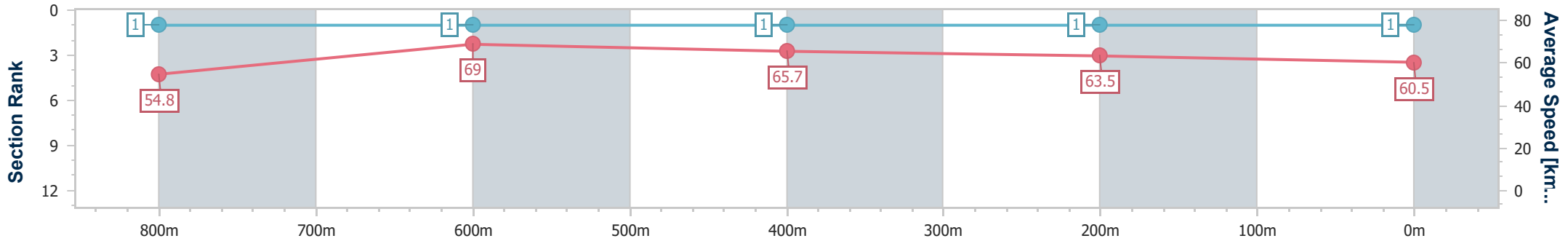


Aquis Park Gold Coast QLD Professional
Race 1: KPI QTIS Two-Year-Old Maiden Plate - 1000m



08 February 2025 - 14:15
Track Rating: Soft 5, Weather: Fine, Rail Position: +5m 900m-
W/Post; +3m Remainder

| Section | Overall | 800m | 600m | 400m | 200m |
|------------------------|--------------------------|--------------------------|--------------------------|--------------------------|--------------------------|
| Section Times | 0:57.88 [1] (0:13.18) | 0:44.70 [1] (0:10.47) | 0:34.23 [1] (0:10.97) | 0:23.26 [1] (0:11.36) | 0:11.90 [1] (0:11.90) |
| Average Speed [km/h] | 54.8 | 69.0 | 65.7 | 63.5 | 60.5 |
| Top Speed [km/h] | 69.6 | 70.1 | 67.0 | 65.0 | 62.9 |
| Avg. Dist. to Rail [m] | 6.7 | 0.8 | 0.7 | 2.1 | 4.6 |
| Avg. Stride Freq. [Hz] | 2.4 | 2.5 | 2.4 | 2.4 | 2.4 |
| Avg. Stride Length [m] | 6.9 | 7.7 | 7.6 | 7.5 | 7.1 |



- [] Ranking at each section and finish
- .-.- No data available at this section
- NA No data available



| | |
|--------------------------------|------------------|
| Horse/Jockey Name | Steffi Electrica |
| Final Rank | 2 |
| Fastest Section Time (Section) | 0:10.51 (800m) |
| Top Speed [km/h] (Section) | 69.8 (800m) |
| Race State | Finished |

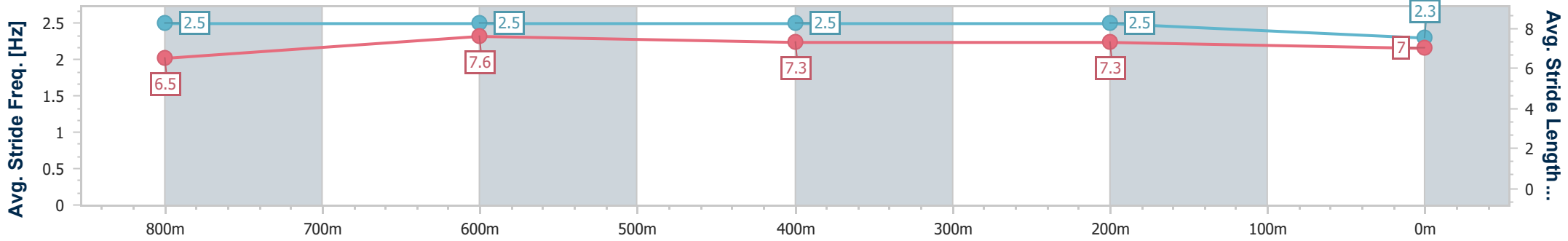
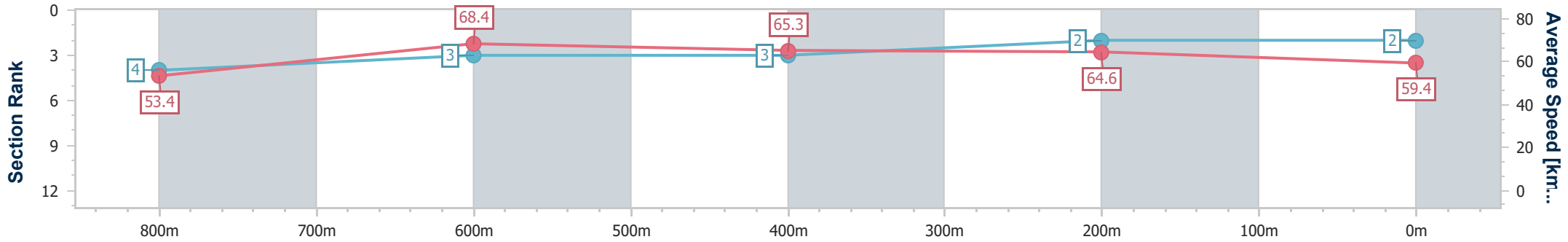


Aquis Park Gold Coast QLD Professional
Race 1: KPI QTIS Two-Year-Old Maiden Plate - 1000m



08 February 2025 - 14:15
Track Rating: Soft 5, Weather: Fine, Rail Position: +5m 900m-
W/Post; +3m Remainder

| Section | Overall | 800m | 600m | 400m | 200m |
|------------------------|--------------------------|--------------------------|--------------------------|--------------------------|--------------------------|
| Section Times | 0:58.15 [2] (0:13.44) | 0:44.71 [4] (0:10.51) | 0:34.20 [3] (0:10.96) | 0:23.24 [3] (0:11.16) | 0:12.08 [2] (0:12.08) |
| Average Speed [km/h] | 53.4 | 68.4 | 65.3 | 64.6 | 59.4 |
| Top Speed [km/h] | 69.5 | 69.8 | 66.4 | 66.3 | 62.5 |
| Avg. Dist. to Rail [m] | 3.0 | 1.1 | 1.0 | 1.4 | 4.1 |
| Avg. Stride Freq. [Hz] | 2.5 | 2.5 | 2.5 | 2.5 | 2.3 |
| Avg. Stride Length [m] | 6.5 | 7.6 | 7.3 | 7.3 | 7.0 |



- [] Ranking at each section and finish
- .-.- No data available at this section
- NA No data available



| | |
|--------------------------------|----------------|
| Horse/Jockey Name | Secret Rose |
| Final Rank | 3 |
| Fastest Section Time (Section) | 0:10.58 (800m) |
| Top Speed [km/h] (Section) | 69.6 (Overall) |
| Race State | Finished |

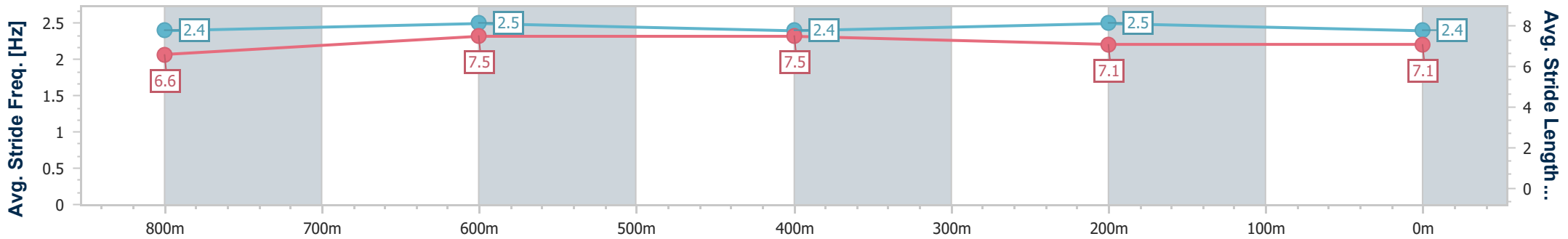
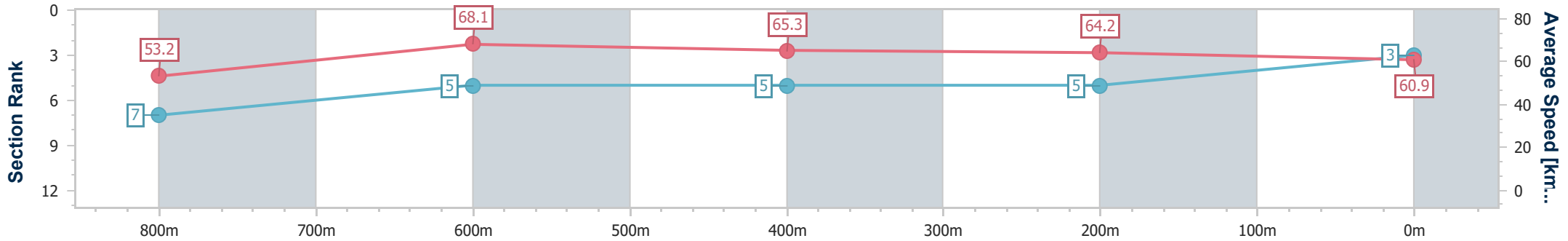


Aquis Park Gold Coast QLD Professional
Race 1: KPI QTIS Two-Year-Old Maiden Plate - 1000m



08 February 2025 - 14:15
Track Rating: Soft 5, Weather: Fine, Rail Position: +5m 900m-
W/Post; +3m Remainder

| Section | Overall | 800m | 600m | 400m | 200m |
|------------------------|--------------------------|--------------------------|--------------------------|--------------------------|--------------------------|
| Section Times | 0:58.16 [3] (0:13.61) | 0:44.55 [7] (0:10.58) | 0:33.97 [5] (0:10.96) | 0:23.01 [5] (0:11.17) | 0:11.84 [5] (0:11.84) |
| Average Speed [km/h] | 53.2 | 68.1 | 65.3 | 64.2 | 60.9 |
| Top Speed [km/h] | 69.6 | 69.1 | 67.6 | 65.4 | 63.6 |
| Avg. Dist. to Rail [m] | 4.7 | 0.8 | 1.4 | 0.9 | 2.0 |
| Avg. Stride Freq. [Hz] | 2.4 | 2.5 | 2.4 | 2.5 | 2.4 |
| Avg. Stride Length [m] | 6.6 | 7.5 | 7.5 | 7.1 | 7.1 |



- [] Ranking at each section and finish
- .-.- No data available at this section
- NA No data available



| | |
|--------------------------------|----------------|
| Horse/Jockey Name | Caraceni |
| Final Rank | 4 |
| Fastest Section Time (Section) | 0:10.70 (800m) |
| Top Speed [km/h] (Section) | 69.2 (800m) |
| Race State | Finished |

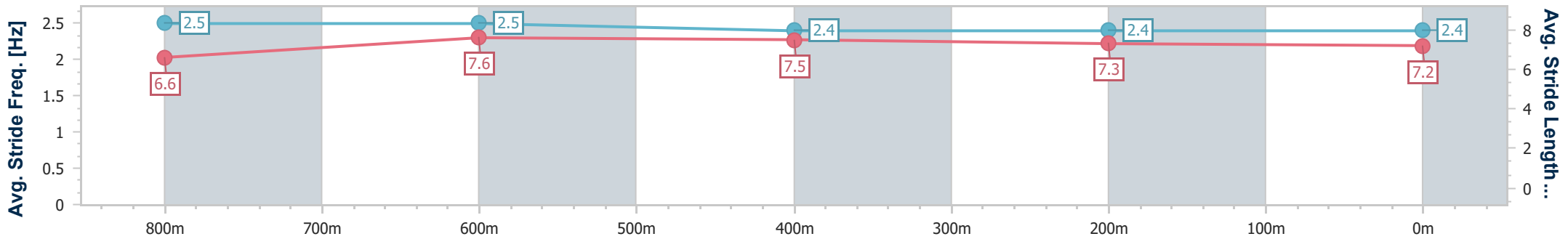
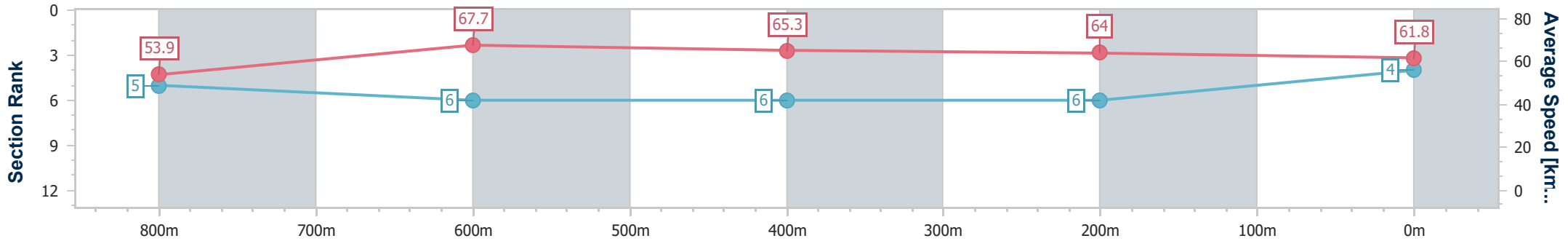


Aquis Park Gold Coast QLD Professional
Race 1: KPI QTIS Two-Year-Old Maiden Plate - 1000m



08 February 2025 - 14:15
Track Rating: Soft 5, Weather: Fine, Rail Position: +5m 900m-
W/Post; +3m Remainder

| Section | Overall | 800m | 600m | 400m | 200m |
|------------------------|--------------------------|--------------------------|--------------------------|--------------------------|--------------------------|
| Section Times | 0:58.19 [4] (0:13.49) | 0:44.70 [5] (0:10.70) | 0:34.00 [6] (0:11.09) | 0:22.91 [6] (0:11.29) | 0:11.62 [6] (0:11.62) |
| Average Speed [km/h] | 53.9 | 67.7 | 65.3 | 64.0 | 61.8 |
| Top Speed [km/h] | 68.9 | 69.2 | 66.3 | 66.3 | 64.2 |
| Avg. Dist. to Rail [m] | 6.2 | 1.3 | 1.3 | 3.2 | 3.6 |
| Avg. Stride Freq. [Hz] | 2.5 | 2.5 | 2.4 | 2.4 | 2.4 |
| Avg. Stride Length [m] | 6.6 | 7.6 | 7.5 | 7.3 | 7.2 |



- [] Ranking at each section and finish
- .-.- No data available at this section
- NA No data available



| | |
|--------------------------------|----------------|
| Horse/Jockey Name | Argentum Rock |
| Final Rank | 5 |
| Fastest Section Time (Section) | 0:10.91 (800m) |
| Top Speed [km/h] (Section) | 68.8 (Overall) |
| Race State | Finished |

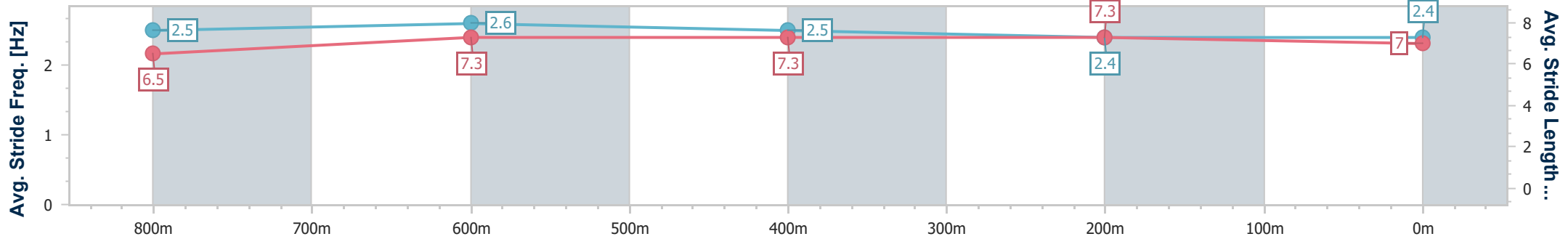
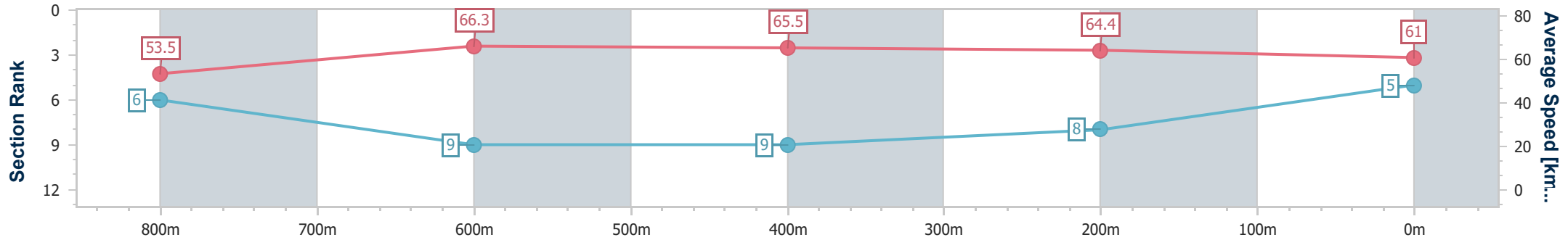


Aquis Park Gold Coast QLD Professional
Race 1: KPI QTIS Two-Year-Old Maiden Plate - 1000m



08 February 2025 - 14:15
Track Rating: Soft 5, Weather: Fine, Rail Position: +5m 900m-
W/Post; +3m Remainder

| Section | Overall | 800m | 600m | 400m | 200m |
|------------------------|--------------------------|--------------------------|--------------------------|--------------------------|--------------------------|
| Section Times | 0:58.58 [5] (0:13.59) | 0:44.99 [6] (0:10.91) | 0:34.08 [9] (0:11.05) | 0:23.03 [9] (0:11.23) | 0:11.80 [8] (0:11.80) |
| Average Speed [km/h] | 53.5 | 66.3 | 65.5 | 64.4 | 61.0 |
| Top Speed [km/h] | 68.8 | 68.1 | 66.9 | 65.7 | 62.2 |
| Avg. Dist. to Rail [m] | 6.3 | 1.6 | 0.7 | 3.3 | 4.1 |
| Avg. Stride Freq. [Hz] | 2.5 | 2.6 | 2.5 | 2.4 | 2.4 |
| Avg. Stride Length [m] | 6.5 | 7.3 | 7.3 | 7.3 | 7.0 |



- [] Ranking at each section and finish
- .-.- No data available at this section
- NA No data available



| | |
|--------------------------------|----------------|
| Horse/Jockey Name | Castiglione |
| Final Rank | 6 |
| Fastest Section Time (Section) | 0:10.64 (800m) |
| Top Speed [km/h] (Section) | 70.8 (800m) |
| Race State | Finished |

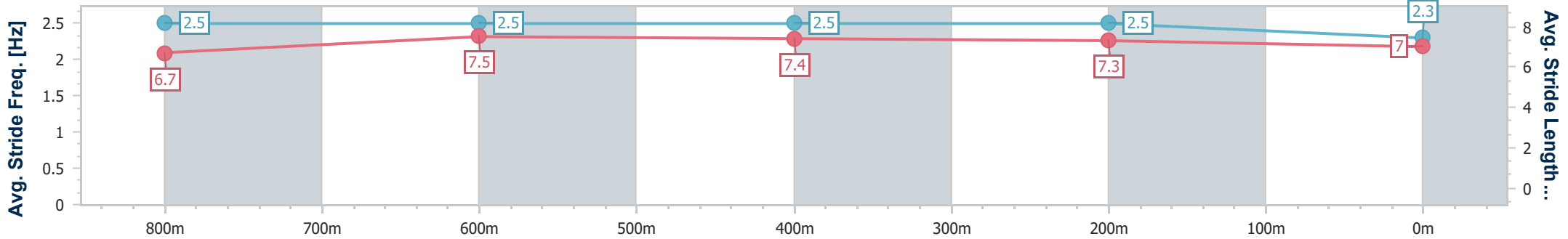
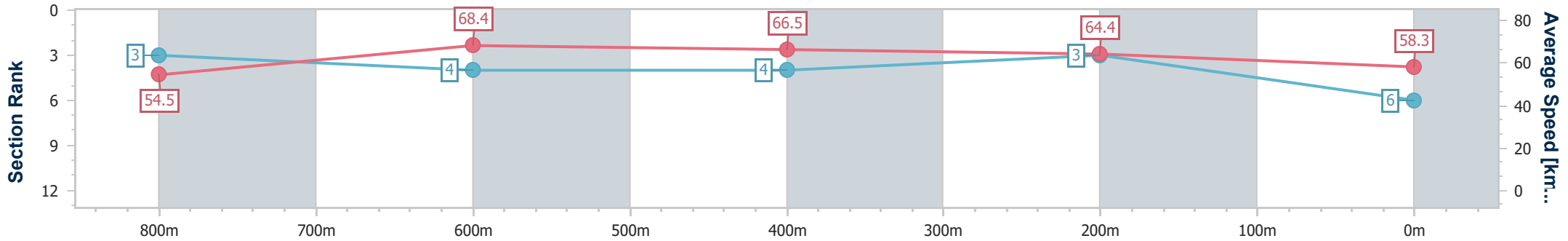


Aquis Park Gold Coast QLD Professional
Race 1: KPI QTIS Two-Year-Old Maiden Plate - 1000m



08 February 2025 - 14:15
Track Rating: Soft 5, Weather: Fine, Rail Position: +5m 900m-
W/Post; +3m Remainder

| Section | Overall | 800m | 600m | 400m | 200m |
|------------------------|--------------------------|--------------------------|--------------------------|--------------------------|--------------------------|
| Section Times | 0:58.60 [6] (0:13.41) | 0:45.19 [3] (0:10.64) | 0:34.55 [4] (0:10.96) | 0:23.59 [4] (0:11.25) | 0:12.34 [3] (0:12.34) |
| Average Speed [km/h] | 54.5 | 68.4 | 66.5 | 64.4 | 58.3 |
| Top Speed [km/h] | 70.7 | 70.8 | 68.5 | 65.9 | 62.2 |
| Avg. Dist. to Rail [m] | 7.9 | 3.7 | 2.0 | 4.9 | 6.9 |
| Avg. Stride Freq. [Hz] | 2.5 | 2.5 | 2.5 | 2.5 | 2.3 |
| Avg. Stride Length [m] | 6.7 | 7.5 | 7.4 | 7.3 | 7.0 |



- [] Ranking at each section and finish
- .-.- No data available at this section
- NA No data available



| | |
|--------------------------------|----------------|
| Horse/Jockey Name | Prestige Ice |
| Final Rank | 7 |
| Fastest Section Time (Section) | 0:10.69 (800m) |
| Top Speed [km/h] (Section) | 68.5 (800m) |
| Race State | Finished |

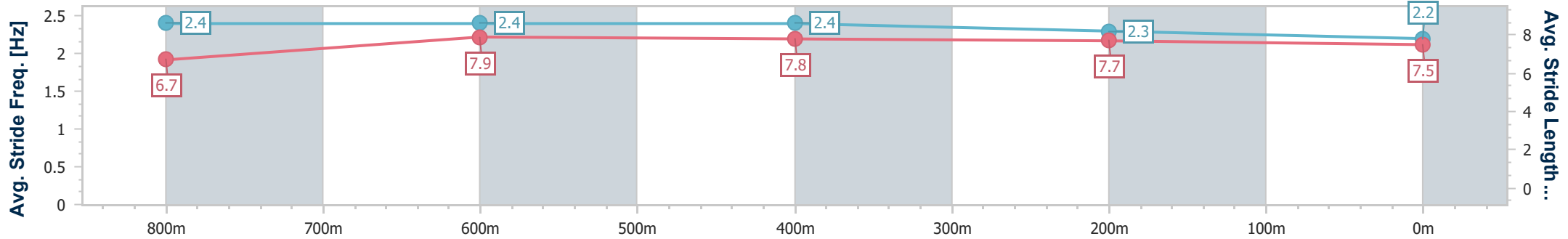
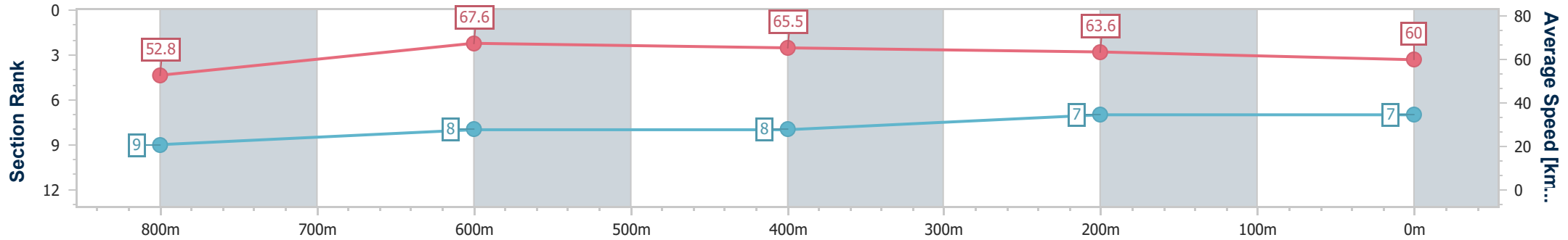


Aquis Park Gold Coast QLD Professional
Race 1: KPI QTIS Two-Year-Old Maiden Plate - 1000m



08 February 2025 - 14:15
Track Rating: Soft 5, Weather: Fine, Rail Position: +5m 900m-
W/Post; +3m Remainder

| Section | Overall | 800m | 600m | 400m | 200m |
|------------------------|--------------------------|--------------------------|--------------------------|--------------------------|--------------------------|
| Section Times | 0:58.73 [7] (0:13.80) | 0:44.93 [9] (0:10.69) | 0:34.24 [8] (0:10.93) | 0:23.31 [8] (0:11.34) | 0:11.97 [7] (0:11.97) |
| Average Speed [km/h] | 52.8 | 67.6 | 65.5 | 63.6 | 60.0 |
| Top Speed [km/h] | 68.0 | 68.5 | 67.4 | 65.1 | 62.1 |
| Avg. Dist. to Rail [m] | 6.1 | 1.4 | 0.5 | 1.1 | 2.7 |
| Avg. Stride Freq. [Hz] | 2.4 | 2.4 | 2.4 | 2.3 | 2.2 |
| Avg. Stride Length [m] | 6.7 | 7.9 | 7.8 | 7.7 | 7.5 |



- [] Ranking at each section and finish
- .-.- No data available at this section
- NA No data available



| | |
|--------------------------------|----------------|
| Horse/Jockey Name | Cyber City |
| Final Rank | 8 |
| Fastest Section Time (Section) | 0:10.49 (800m) |
| Top Speed [km/h] (Section) | 70.0 (800m) |
| Race State | Finished |

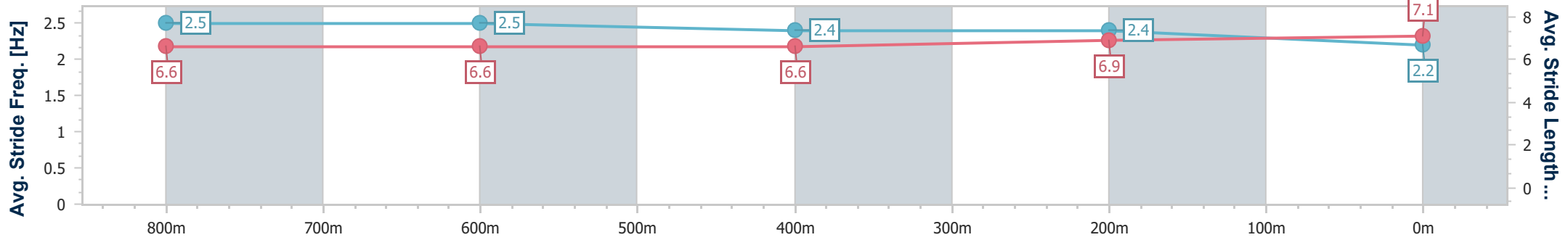
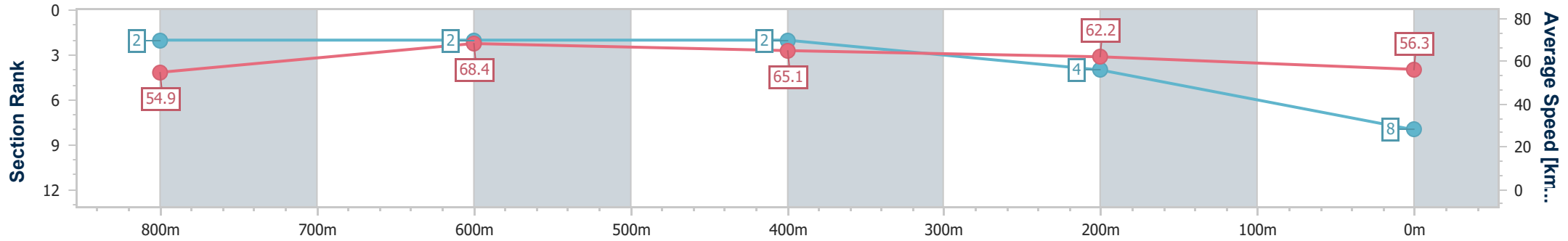


Aquis Park Gold Coast QLD Professional
Race 1: KPI QTIS Two-Year-Old Maiden Plate - 1000m



08 February 2025 - 14:15
 Track Rating: Soft 5, Weather: Fine, Rail Position: +5m 900m-
 W/Post; +3m Remainder

| Section | Overall | 800m | 600m | 400m | 200m |
|------------------------|--------------------------|--------------------------|--------------------------|--------------------------|--------------------------|
| Section Times | 0:59.05 [8] (0:13.18) | 0:45.87 [2] (0:10.49) | 0:35.38 [2] (0:11.05) | 0:24.33 [2] (0:11.57) | 0:12.76 [4] (0:12.76) |
| Average Speed [km/h] | 54.9 | 68.4 | 65.1 | 62.2 | 56.3 |
| Top Speed [km/h] | 69.3 | 70.0 | 66.6 | 64.0 | 59.9 |
| Avg. Dist. to Rail [m] | 4.1 | 0.5 | 0.7 | 0.3 | 0.7 |
| Avg. Stride Freq. [Hz] | 2.5 | 2.5 | 2.4 | 2.4 | 2.2 |
| Avg. Stride Length [m] | 6.6 | 6.6 | 6.6 | 6.9 | 7.1 |



- [] Ranking at each section and finish
- .-.- No data available at this section
- NA No data available



| | |
|--------------------------------|----------------|
| Horse/Jockey Name | Prestige Pak |
| Final Rank | 9 |
| Fastest Section Time (Section) | 0:10.85 (800m) |
| Top Speed [km/h] (Section) | 69.1 (800m) |
| Race State | Finished |

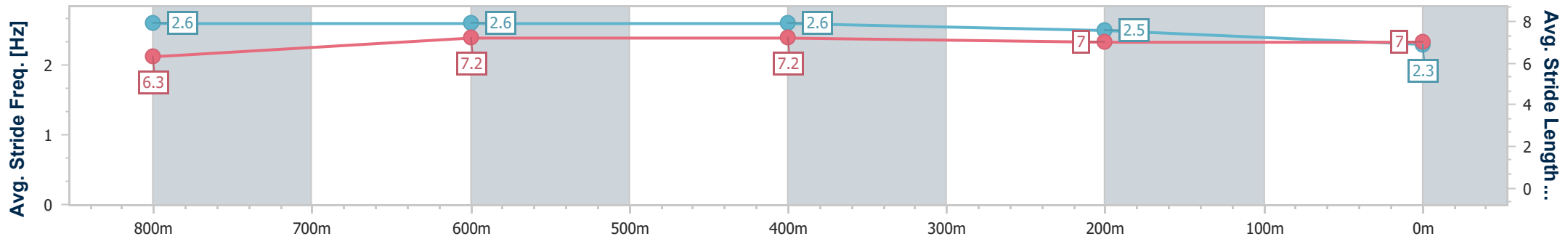
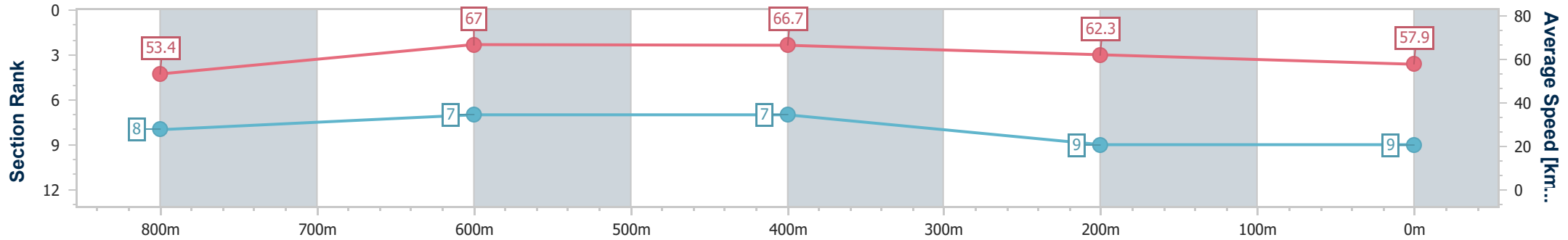


Aquis Park Gold Coast QLD Professional
Race 1: KPI QTIS Two-Year-Old Maiden Plate - 1000m



08 February 2025 - 14:15
Track Rating: Soft 5, Weather: Fine, Rail Position: +5m 900m-
W/Post; +3m Remainder

| Section | Overall | 800m | 600m | 400m | 200m |
|------------------------|--------------------------|--------------------------|--------------------------|--------------------------|--------------------------|
| Section Times | 0:59.50 [9] (0:13.63) | 0:45.87 [8] (0:10.85) | 0:35.02 [7] (0:10.94) | 0:24.08 [7] (0:11.59) | 0:12.49 [9] (0:12.49) |
| Average Speed [km/h] | 53.4 | 67.0 | 66.7 | 62.3 | 57.9 |
| Top Speed [km/h] | 68.2 | 69.1 | 68.9 | 64.4 | 60.3 |
| Avg. Dist. to Rail [m] | 7.6 | 2.4 | 2.2 | 5.5 | 5.4 |
| Avg. Stride Freq. [Hz] | 2.6 | 2.6 | 2.6 | 2.5 | 2.3 |
| Avg. Stride Length [m] | 6.3 | 7.2 | 7.2 | 7.0 | 7.0 |



- [] Ranking at each section and finish
- .-.- No data available at this section
- NA No data available