

Aquis Park Gold Coast QLD Professional

Race 2: INTERFACE LANDSCAPES Maiden Plate - 1200m

08 February 2025 - 14:49

Track Rating: Soft 5, Weather: Fine, Rail Position: +5m 900m-W/Post; +3m Remainder

Section		Overall										Last 600m	
Field Times		1:10.49										0:35.35	
		(0:13.60)											
		0:56.89											
		(0:10.54)											
		0:46.35											
		(0:11.00)											
		0:35.35											
		(0:11.48)											
		0:23.87											
		(0:11.74)											
		0:12.13											
		(0:12.13)											
Rank	TAB	Horse/Jockey	Barrier	Top Speed [km/h]	Fastest Section	Overall	1000m	800m	600m	400m	200m	Margin	Distance Travelled [m]
1	8	TORONADO DELUXE Anthony Allen	2	68.6	0:10.60	1:10.49 [1]	0:56.62 [6]	0:46.02 [5]	0:35.06 [4]	0:23.66 [4]	0:12.13 [1]	1:10.49	0:35.06
				1000m	1000m	(0:13.87)	(0:10.60)	(0:10.96)	(0:11.40)	(0:11.53)	(0:12.13)		
2	6	SAND 'N' POWER Jaden Lloyd	6	68.9	0:10.81	1:10.60 [2]	0:56.47 [9]	0:45.66 [9]	0:34.62 [9]	0:23.36 [7]	0:11.91 [6]	0.5L	0:34.62 +6
				1000m	1000m	(0:14.13)	(0:10.81)	(0:11.04)	(0:11.26)	(0:11.45)	(0:11.91)		
3	10	TORERA Ryan Wiggins	8	68.0	0:10.79	1:10.71 [3]	0:57.04 [3]	0:46.25 [4]	0:35.27 [5]	0:23.85 [5]	0:12.31 [2]	1L	0:35.27 +4
				Overall	1000m	(0:13.67)	(0:10.79)	(0:10.98)	(0:11.42)	(0:11.54)	(0:12.31)		
4	4	NATIONAL INTEREST Sariah Champkin	7	68.8	0:10.79	1:10.89 [4]	0:56.48 [10]	0:45.69 [10]	0:34.62 [10]	0:23.42 [10]	0:11.99 [8]	2L	0:34.62 +2
				1000m	1000m	(0:14.41)	(0:10.79)	(0:11.07)	(0:11.20)	(0:11.43)	(0:11.99)		
5	2	INTRUDER Ryan Curatolo	13	70.2	0:10.60	1:11.02 [5]	0:57.38 [2]	0:46.78 [3]	0:35.79 [2]	0:24.32 [3]	0:12.55 [4]	2.8L	0:35.79 +3
				Overall	1000m	(0:13.64)	(0:10.60)	(0:10.99)	(0:11.47)	(0:11.77)	(0:12.55)		
6	5	WINCHMAN Dylan Turner	14	71.8	0:10.43	1:11.15 [6]	0:57.44 [5]	0:47.01 [1]	0:36.01 [1]	0:24.53 [1]	0:12.60 [5]	3.6L	0:36.01 +6
				1000m	1000m	(0:13.71)	(0:10.43)	(0:11.00)	(0:11.48)	(0:11.93)	(0:12.60)		
7	9	FINAL VOYAGE Jai Williams	1	69.0	0:10.62	1:11.16 [7]	0:57.56 [1]	0:46.94 [2]	0:35.87 [3]	0:24.52 [2]	0:12.71 [3]	3.7L	0:35.87 +0
				1000m	1000m	(0:13.60)	(0:10.62)	(0:11.07)	(0:11.35)	(0:11.81)	(0:12.71)		
8	1	CLUSTER'S GENERAL Danny Peisley	4	68.8	0:10.70	1:11.56 [8]	0:57.45 [8]	0:46.75 [7]	0:35.73 [7]	0:24.27 [8]	0:12.52 [9]	6L	0:35.73 +2
				1000m	1000m	(0:14.11)	(0:10.70)	(0:11.02)	(0:11.46)	(0:11.75)	(0:12.52)		
9	12	IT'S ALL CALM Jace McMurray	12	68.8	0:10.82	1:11.83 [9]	0:58.12 [4]	0:47.30 [6]	0:36.33 [6]	0:24.91 [6]	0:12.95 [7]	7.5L	0:36.33 +5
				Overall	1000m	(0:13.71)	(0:10.82)	(0:10.97)	(0:11.42)	(0:11.96)	(0:12.95)		
10	11	HONEO Micheal Hellyer	5	67.9	0:10.92	1:13.26 [10]	0:59.36 [7]	0:48.44 [8]	0:37.41 [8]	0:25.88 [9]	0:13.60 [10]	15.8L	0:37.41 +3
				1000m	1000m	(0:13.90)	(0:10.92)	(0:11.03)	(0:11.53)	(0:12.28)	(0:13.60)		

Scratched: Malotru (#3), Kuheylyan (#13), Call Out (#14), Amaterasu (#15), Synergy In Motion (#7)



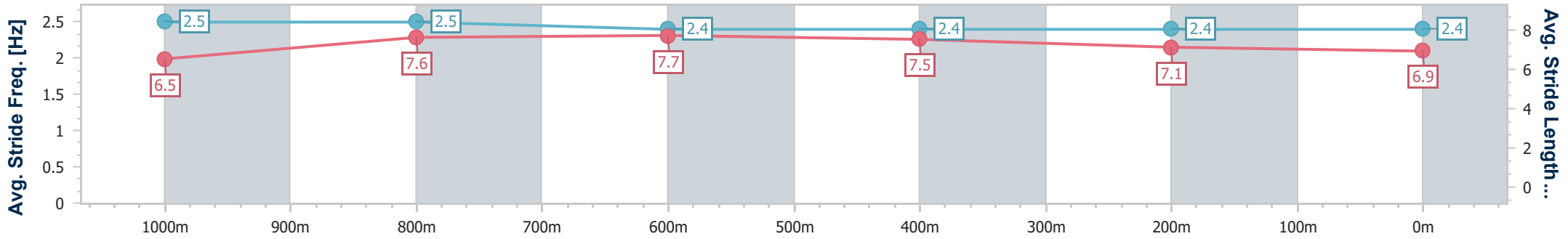
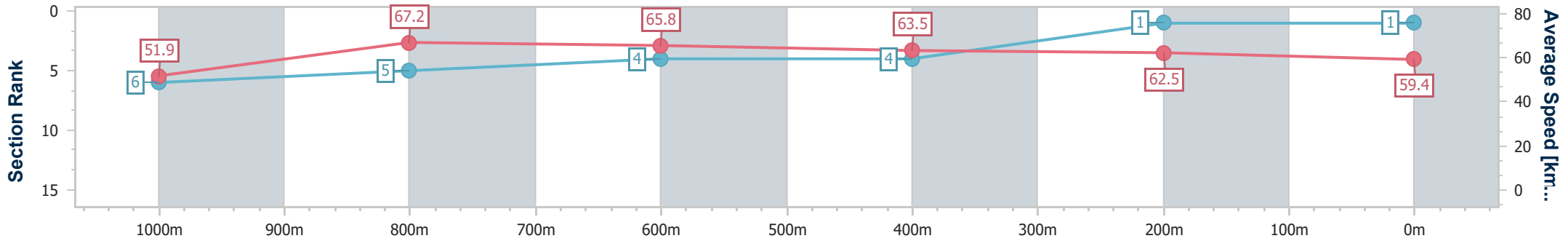
Horse/Jockey Name	Tornado Deluxe
Final Rank	1
Fastest Section Time (Section)	0:10.60 (1000m)
Top Speed [km/h] (Section)	68.6 (1000m)
Race State	Finished



Aquis Park Gold Coast QLD Professional
Race 2: INTERFACE LANDSCAPES Maiden Plate - 1200m
 08 February 2025 - 14:49
 Track Rating: Soft 5, Weather: Fine, Rail Position: +5m 900m-
 W/Post; +3m Remainder



Section	Overall	1000m	800m	600m	400m	200m
Section Times	1:10.49 [1] (0:13.87)	0:56.62 [6] (0:10.60)	0:46.02 [5] (0:10.96)	0:35.06 [4] (0:11.40)	0:23.66 [4] (0:11.53)	0:12.13 [1] (0:12.13)
Average Speed [km/h]	51.9	67.2	65.8	63.5	62.5	59.4
Top Speed [km/h]	68.4	68.6	67.2	65.2	64.4	61.4
Avg. Dist. to Rail [m]	1.2	2.3	0.7	1.0	4.1	5.3
Avg. Stride Freq. [Hz]	2.5	2.5	2.4	2.4	2.4	2.4
Avg. Stride Length [m]	6.5	7.6	7.7	7.5	7.1	6.9



- [] Ranking at each section and finish
- .-.- No data available at this section
- NA No data available



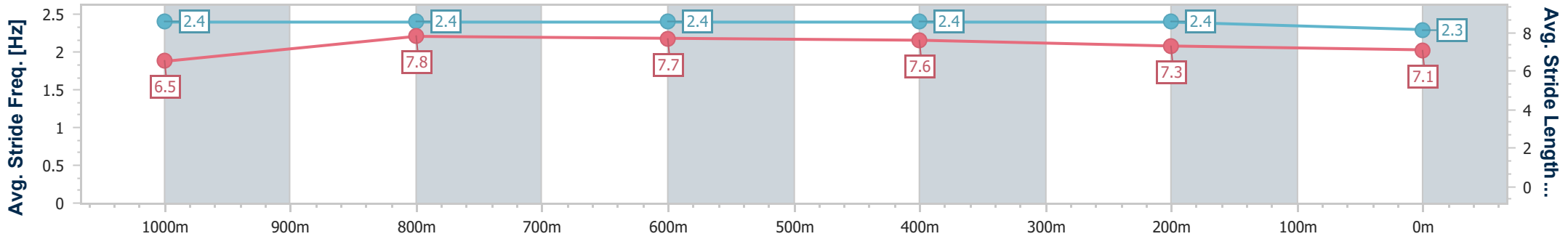
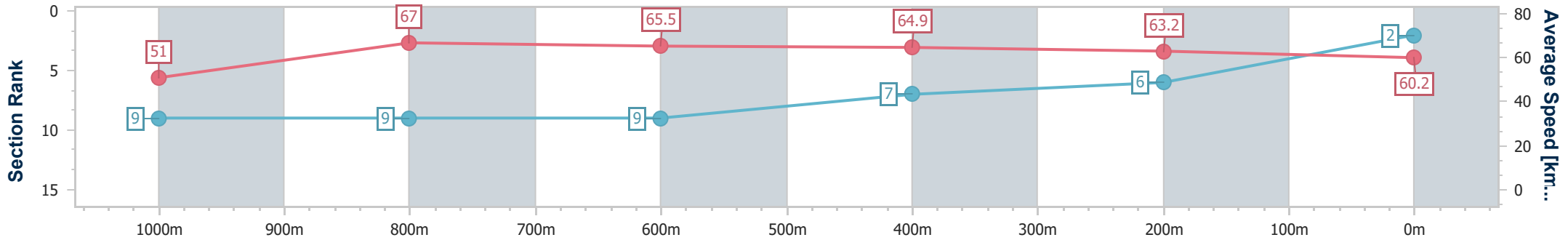
Horse/Jockey Name	Sand 'N' Power
Final Rank	2
Fastest Section Time (Section)	0:10.81 (1000m)
Top Speed [km/h] (Section)	68.9 (1000m)
Race State	Finished



Aquis Park Gold Coast QLD Professional
Race 2: INTERFACE LANDSCAPES Maiden Plate - 1200m
 08 February 2025 - 14:49
 Track Rating: Soft 5, Weather: Fine, Rail Position: +5m 900m-
 W/Post; +3m Remainder



Section	Overall	1000m	800m	600m	400m	200m
Section Times	1:10.60 [2] (0:14.13)	0:56.47 [9] (0:10.81)	0:45.66 [9] (0:11.04)	0:34.62 [9] (0:11.26)	0:23.36 [7] (0:11.45)	0:11.91 [6] (0:11.91)
Average Speed [km/h]	51.0	67.0	65.5	64.9	63.2	60.2
Top Speed [km/h]	66.8	68.9	67.5	66.3	64.4	62.6
Avg. Dist. to Rail [m]	2.7	1.8	1.6	2.6	3.5	4.3
Avg. Stride Freq. [Hz]	2.4	2.4	2.4	2.4	2.4	2.3
Avg. Stride Length [m]	6.5	7.8	7.7	7.6	7.3	7.1



- [] Ranking at each section and finish
- .-.- No data available at this section
- NA No data available



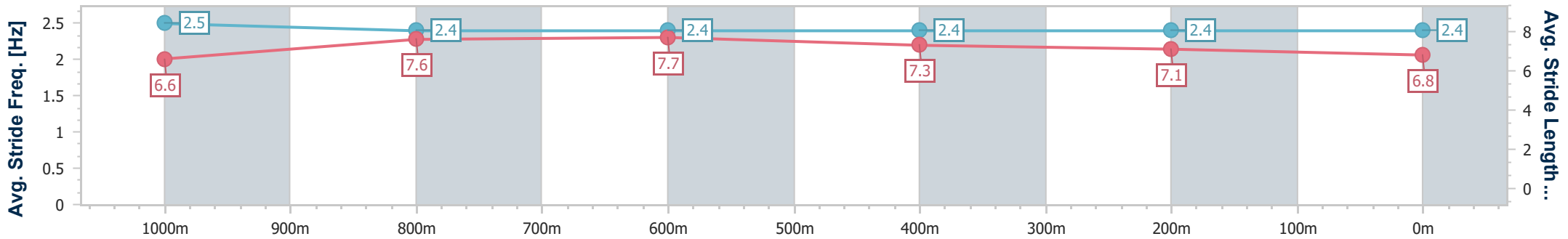
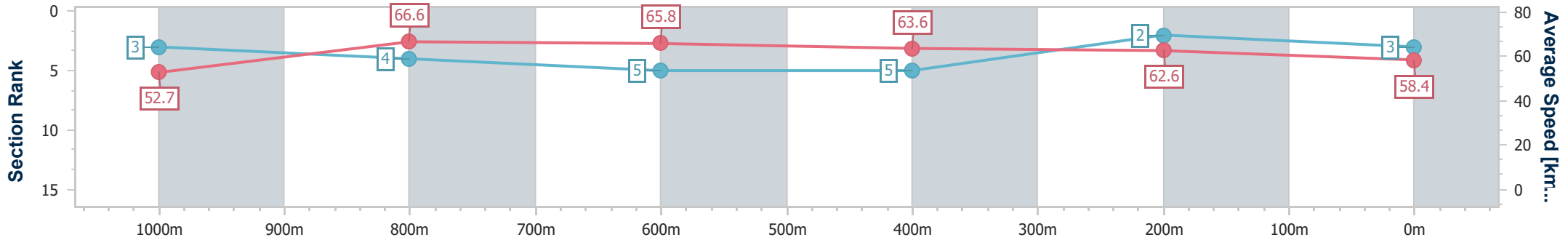
Horse/Jockey Name	Torera
Final Rank	3
Fastest Section Time (Section)	0:10.79 (1000m)
Top Speed [km/h] (Section)	68.0 (Overall)
Race State	Finished



Aquis Park Gold Coast QLD Professional
Race 2: INTERFACE LANDSCAPES Maiden Plate - 1200m
 08 February 2025 - 14:49
 Track Rating: Soft 5, Weather: Fine, Rail Position: +5m 900m-
 W/Post; +3m Remainder



Section	Overall	1000m	800m	600m	400m	200m
Section Times	1:10.71 [3] (0:13.67)	0:57.04 [3] (0:10.79)	0:46.25 [4] (0:10.98)	0:35.27 [5] (0:11.42)	0:23.85 [5] (0:11.54)	0:12.31 [2] (0:12.31)
Average Speed [km/h]	52.7	66.6	65.8	63.6	62.6	58.4
Top Speed [km/h]	68.0	67.8	67.4	64.6	63.9	60.7
Avg. Dist. to Rail [m]	2.8	0.8	1.1	1.5	1.5	1.8
Avg. Stride Freq. [Hz]	2.5	2.4	2.4	2.4	2.4	2.4
Avg. Stride Length [m]	6.6	7.6	7.7	7.3	7.1	6.8



- [] Ranking at each section and finish
- .-.- No data available at this section
- NA No data available



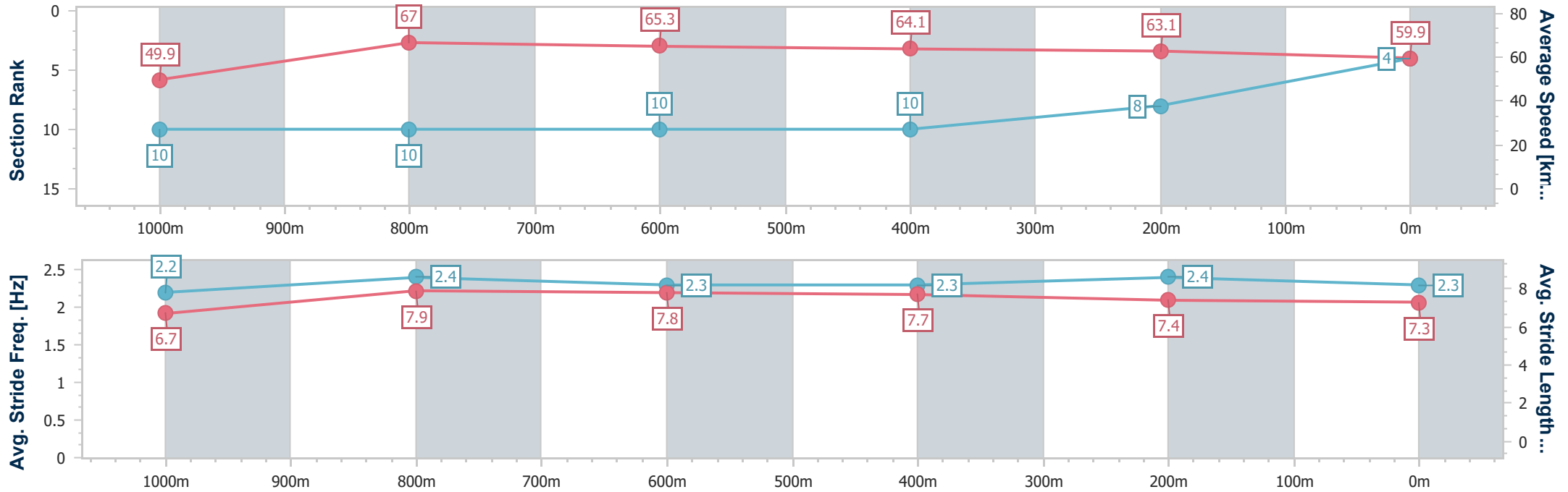
Horse/Jockey Name	National Interest
Final Rank	4
Fastest Section Time (Section)	0:10.79 (1000m)
Top Speed [km/h] (Section)	68.8 (1000m)
Race State	Finished



Aquis Park Gold Coast QLD Professional
Race 2: INTERFACE LANDSCAPES Maiden Plate - 1200m
 08 February 2025 - 14:49
 Track Rating: Soft 5, Weather: Fine, Rail Position: +5m 900m-
 W/Post; +3m Remainder



Section	Overall	1000m	800m	600m	400m	200m
Section Times	1:10.89 [4] (0:14.41)	0:56.48 [10] (0:10.79)	0:45.69 [10] (0:11.07)	0:34.62 [10] (0:11.20)	0:23.42 [10] (0:11.43)	0:11.99 [8] (0:11.99)
Average Speed [km/h]	49.9	67.0	65.3	64.1	63.1	59.9
Top Speed [km/h]	66.5	68.8	66.5	65.6	63.7	61.6
Avg. Dist. to Rail [m]	3.3	1.1	0.6	0.3	0.6	4.1
Avg. Stride Freq. [Hz]	2.2	2.4	2.3	2.3	2.4	2.3
Avg. Stride Length [m]	6.7	7.9	7.8	7.7	7.4	7.3



- [] Ranking at each section and finish
- .-.- No data available at this section
- NA No data available



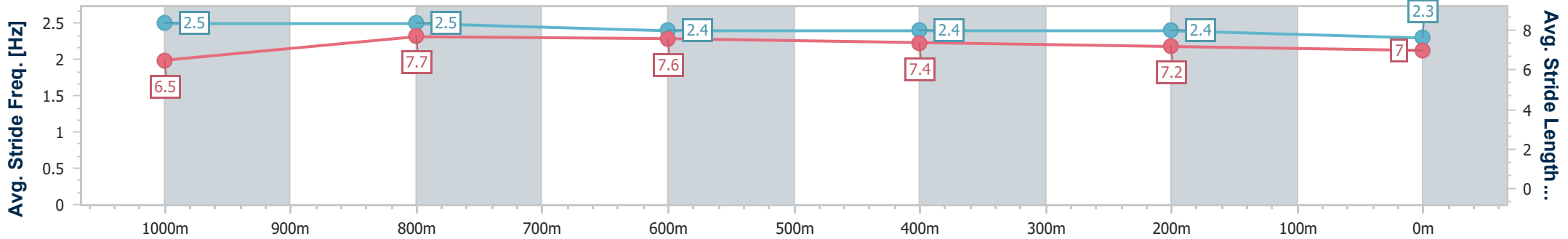
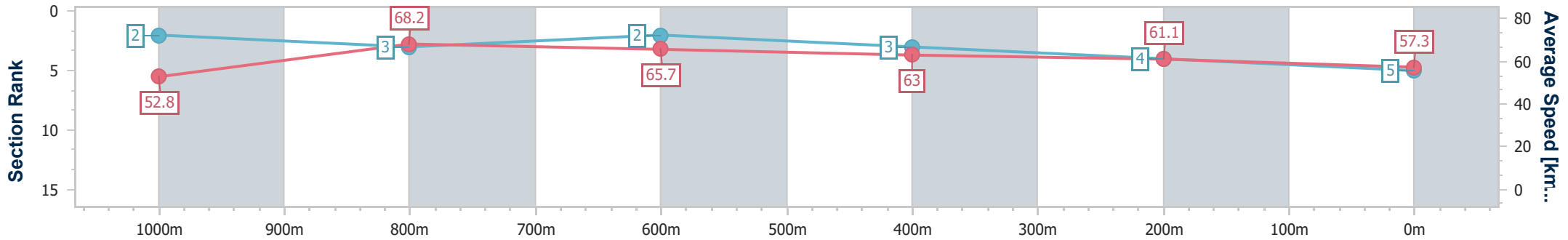
Horse/Jockey Name	Intruder
Final Rank	5
Fastest Section Time (Section)	0:10.60 (1000m)
Top Speed [km/h] (Section)	70.2 (Overall)
Race State	Finished



Aquis Park Gold Coast QLD Professional
Race 2: INTERFACE LANDSCAPES Maiden Plate - 1200m
 08 February 2025 - 14:49
 Track Rating: Soft 5, Weather: Fine, Rail Position: +5m 900m-
 W/Post; +3m Remainder



Section	Overall	1000m	800m	600m	400m	200m
Section Times	1:11.02 [5] (0:13.64)	0:57.38 [2] (0:10.60)	0:46.78 [3] (0:10.99)	0:35.79 [2] (0:11.47)	0:24.32 [3] (0:11.77)	0:12.55 [4] (0:12.55)
Average Speed [km/h]	52.8	68.2	65.7	63.0	61.1	57.3
Top Speed [km/h]	70.2	70.2	68.3	64.7	62.6	59.3
Avg. Dist. to Rail [m]	6.1	1.4	1.1	0.5	0.4	1.6
Avg. Stride Freq. [Hz]	2.5	2.5	2.4	2.4	2.4	2.3
Avg. Stride Length [m]	6.5	7.7	7.6	7.4	7.2	7.0



- [] Ranking at each section and finish
- .-.- No data available at this section
- NA No data available



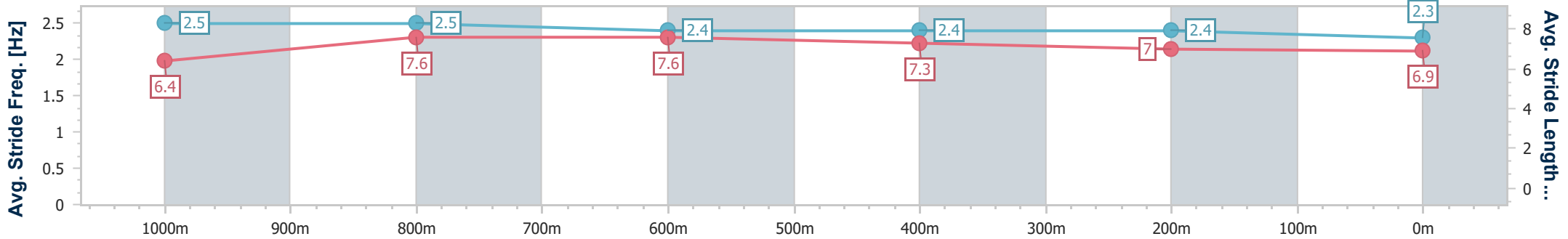
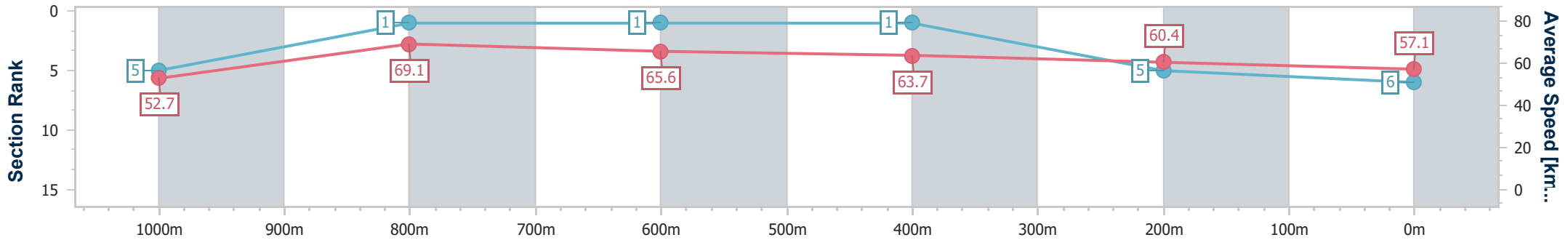
Horse/Jockey Name	Winchman
Final Rank	6
Fastest Section Time (Section)	0:10.43 (1000m)
Top Speed [km/h] (Section)	71.8 (1000m)
Race State	Finished



Aquis Park Gold Coast QLD Professional
Race 2: INTERFACE LANDSCAPES Maiden Plate - 1200m
 08 February 2025 - 14:49
 Track Rating: Soft 5, Weather: Fine, Rail Position: +5m 900m-
 W/Post; +3m Remainder



Section	Overall	1000m	800m	600m	400m	200m
Section Times	1:11.15 [6] (0:13.71)	0:57.44 [5] (0:10.43)	0:47.01 [1] (0:11.00)	0:36.01 [1] (0:11.48)	0:24.53 [1] (0:11.93)	0:12.60 [5] (0:12.60)
Average Speed [km/h]	52.7	69.1	65.6	63.7	60.4	57.1
Top Speed [km/h]	70.9	71.8	67.8	64.6	62.3	58.4
Avg. Dist. to Rail [m]	5.1	1.0	1.3	2.2	2.8	3.2
Avg. Stride Freq. [Hz]	2.5	2.5	2.4	2.4	2.4	2.3
Avg. Stride Length [m]	6.4	7.6	7.6	7.3	7.0	6.9



- [] Ranking at each section and finish
- .-.- No data available at this section
- NA No data available



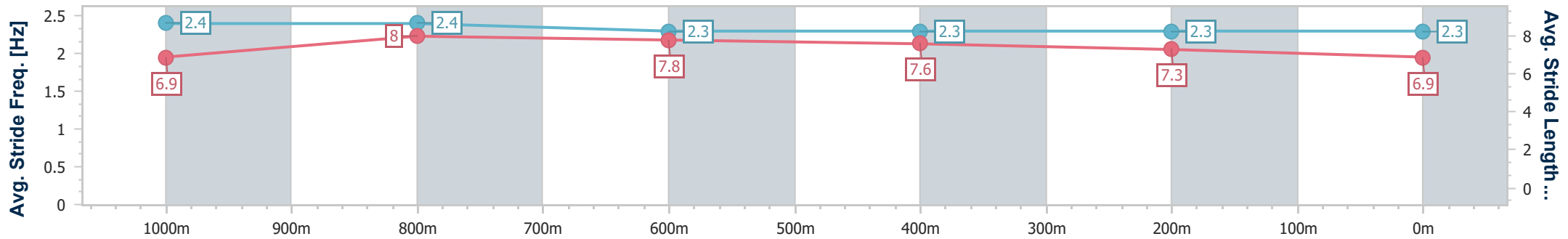
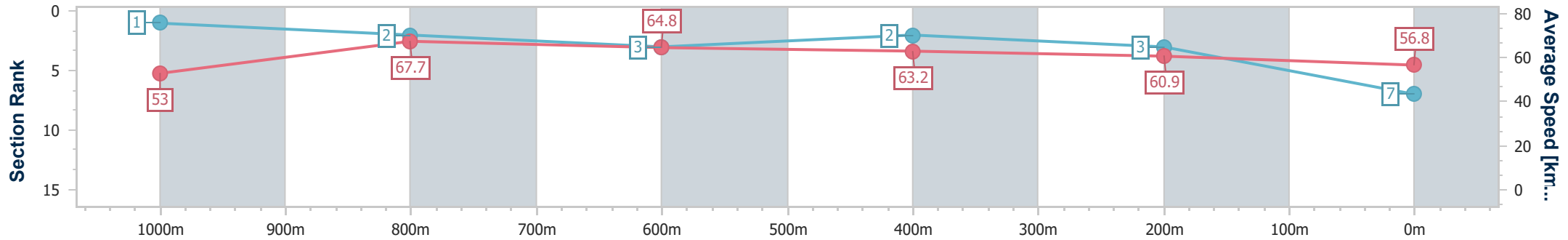
Horse/Jockey Name	Final Voyage
Final Rank	7
Fastest Section Time (Section)	0:10.62 (1000m)
Top Speed [km/h] (Section)	69.0 (1000m)
Race State	Finished



Aquis Park Gold Coast QLD Professional
Race 2: INTERFACE LANDSCAPES Maiden Plate - 1200m
 08 February 2025 - 14:49
 Track Rating: Soft 5, Weather: Fine, Rail Position: +5m 900m-
 W/Post; +3m Remainder



Section	Overall	1000m	800m	600m	400m	200m
Section Times	1:11.16 [7] (0:13.60)	0:57.56 [1] (0:10.62)	0:46.94 [2] (0:11.07)	0:35.87 [3] (0:11.35)	0:24.52 [2] (0:11.81)	0:12.71 [3] (0:12.71)
Average Speed [km/h]	53.0	67.7	64.8	63.2	60.9	56.8
Top Speed [km/h]	68.5	69.0	66.1	64.4	62.1	59.4
Avg. Dist. to Rail [m]	1.3	1.2	0.5	0.7	0.8	0.4
Avg. Stride Freq. [Hz]	2.4	2.4	2.3	2.3	2.3	2.3
Avg. Stride Length [m]	6.9	8.0	7.8	7.6	7.3	6.9



- [] Ranking at each section and finish
- .-.- No data available at this section
- NA No data available



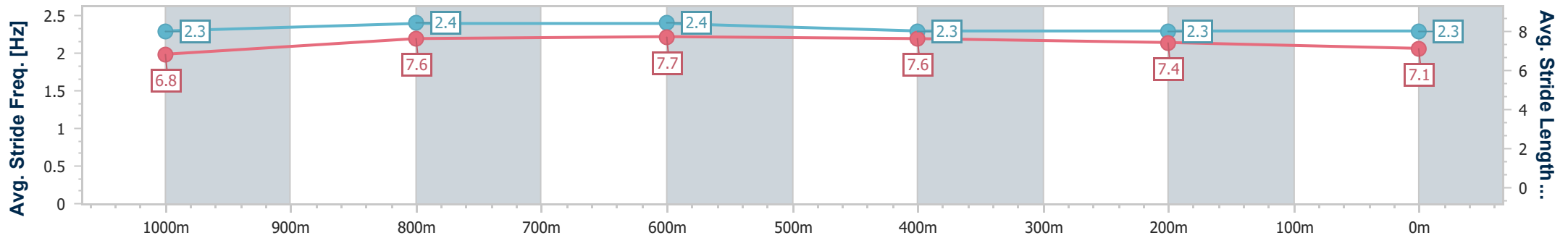
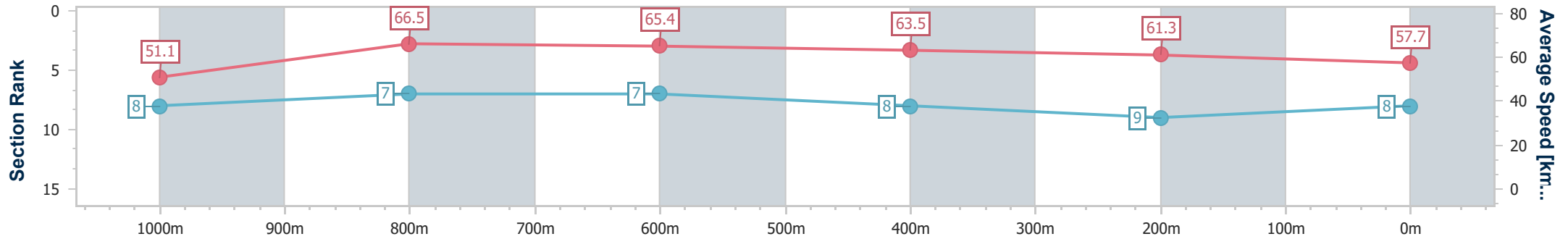
Horse/Jockey Name	Cluster's General
Final Rank	8
Fastest Section Time (Section)	0:10.70 (1000m)
Top Speed [km/h] (Section)	68.8 (1000m)
Race State	Finished



Aquis Park Gold Coast QLD Professional
Race 2: INTERFACE LANDSCAPES Maiden Plate - 1200m
 08 February 2025 - 14:49
 Track Rating: Soft 5, Weather: Fine, Rail Position: +5m 900m-
 W/Post; +3m Remainder



Section	Overall	1000m	800m	600m	400m	200m
Section Times	1:11.56 [8] (0:14.11)	0:57.45 [8] (0:10.70)	0:46.75 [7] (0:11.02)	0:35.73 [7] (0:11.46)	0:24.27 [8] (0:11.75)	0:12.52 [9] (0:12.52)
Average Speed [km/h]	51.1	66.5	65.4	63.5	61.3	57.7
Top Speed [km/h]	66.9	68.8	66.8	65.1	63.3	60.3
Avg. Dist. to Rail [m]	1.5	2.1	1.2	1.5	1.7	5.1
Avg. Stride Freq. [Hz]	2.3	2.4	2.4	2.3	2.3	2.3
Avg. Stride Length [m]	6.8	7.6	7.7	7.6	7.4	7.1



- [] Ranking at each section and finish
- .-.- No data available at this section
- NA No data available



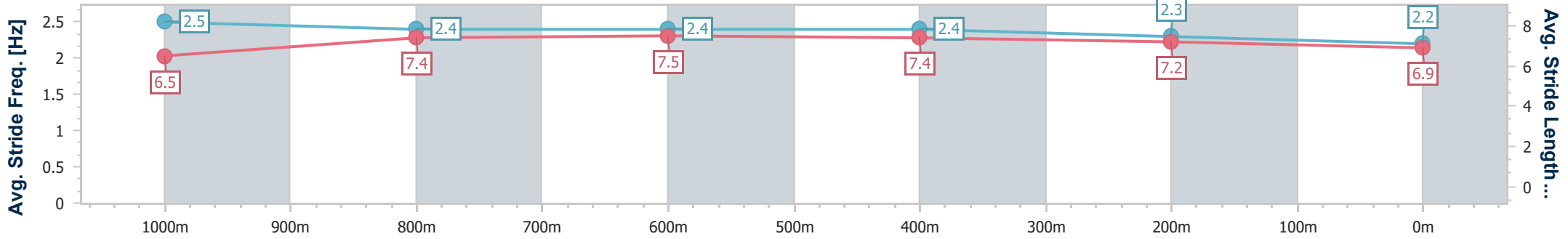
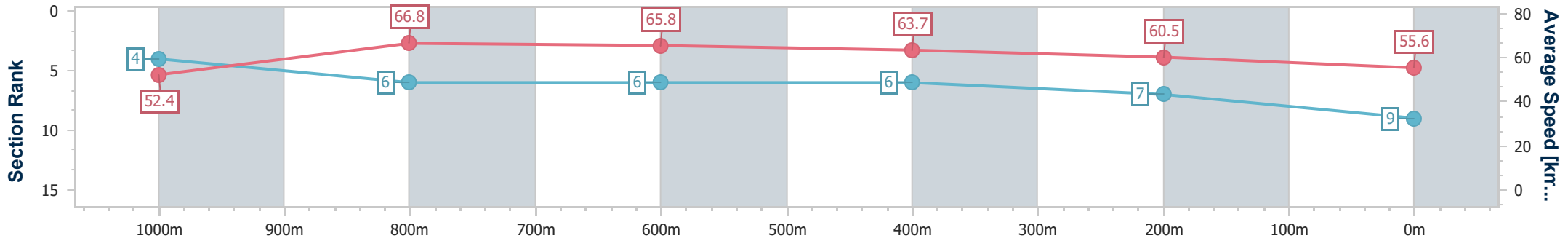
Horse/Jockey Name	It's All Calm
Final Rank	9
Fastest Section Time (Section)	0:10.82 (1000m)
Top Speed [km/h] (Section)	68.8 (Overall)
Race State	Finished



Aquis Park Gold Coast QLD Professional
Race 2: INTERFACE LANDSCAPES Maiden Plate - 1200m
 08 February 2025 - 14:49
 Track Rating: Soft 5, Weather: Fine, Rail Position: +5m 900m-
 W/Post; +3m Remainder



Section	Overall	1000m	800m	600m	400m	200m
Section Times	1:11.83 [9] (0:13.71)	0:58.12 [4] (0:10.82)	0:47.30 [6] (0:10.97)	0:36.33 [6] (0:11.42)	0:24.91 [6] (0:11.96)	0:12.95 [7] (0:12.95)
Average Speed [km/h]	52.4	66.8	65.8	63.7	60.5	55.6
Top Speed [km/h]	68.8	68.6	66.8	64.7	62.1	58.2
Avg. Dist. to Rail [m]	3.8	1.3	1.4	1.2	5.5	8.0
Avg. Stride Freq. [Hz]	2.5	2.4	2.4	2.4	2.3	2.2
Avg. Stride Length [m]	6.5	7.4	7.5	7.4	7.2	6.9



- [] Ranking at each section and finish
- .-.- No data available at this section
- NA No data available



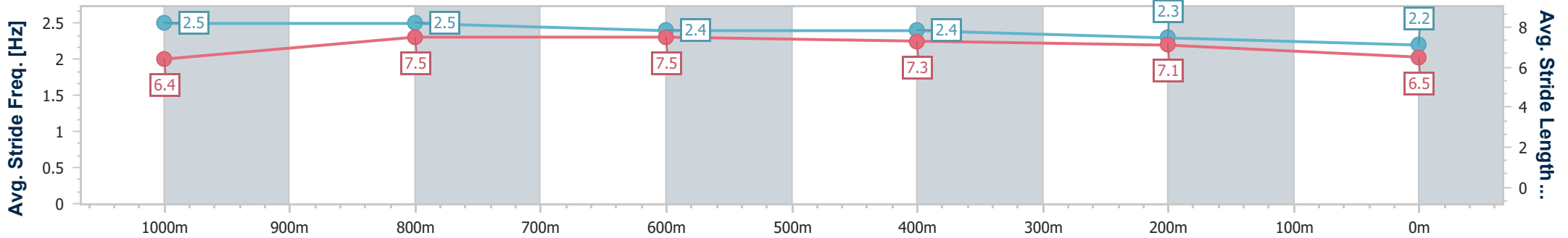
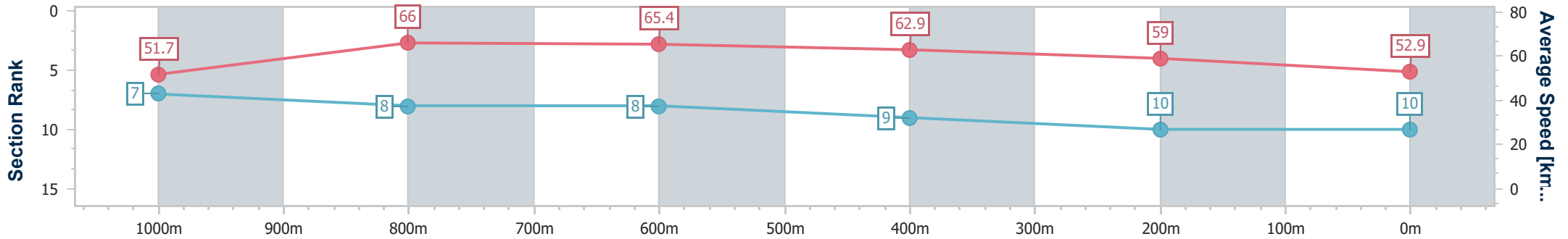
Horse/Jockey Name	Honeo
Final Rank	10
Fastest Section Time (Section)	0:10.92 (1000m)
Top Speed [km/h] (Section)	67.9 (1000m)
Race State	Finished



Aquis Park Gold Coast QLD Professional
Race 2: INTERFACE LANDSCAPES Maiden Plate - 1200m
 08 February 2025 - 14:49
 Track Rating: Soft 5, Weather: Fine, Rail Position: +5m 900m-
 W/Post; +3m Remainder



Section	Overall	1000m	800m	600m	400m	200m
Section Times	1:13.26 [10] (0:13.90)	0:59.36 [7] (0:10.92)	0:48.44 [8] (0:11.03)	0:37.41 [8] (0:11.53)	0:25.88 [9] (0:12.28)	0:13.60 [10] (0:13.60)
Average Speed [km/h]	51.7	66.0	65.4	62.9	59.0	52.9
Top Speed [km/h]	67.9	67.9	66.3	64.4	61.7	59.0
Avg. Dist. to Rail [m]	2.3	1.1	0.7	1.3	2.0	3.0
Avg. Stride Freq. [Hz]	2.5	2.5	2.4	2.4	2.3	2.2
Avg. Stride Length [m]	6.4	7.5	7.5	7.3	7.1	6.5



- [] Ranking at each section and finish
- .-.- No data available at this section
- NA No data available