



Aquis Park Gold Coast QLD Professional

Race 3: RITCHIE BROTHERS Maiden Handicap - 1800m

08 February 2025 - 15:25



Track Rating: Soft 5, Weather: Fine, Rail Position: +5m 900m-W/Post; +3m Remainder

Section		Overall											Last 600m	
Field Times		1:51.45											0:36.09	
		(0:14.15)											(0:11.71)	
		1600m	1400m	1200m	1000m	800m	600m	600m	600m	600m	600m	600m	600m	
		1:37.30	1:25.28	1:12.28	0:59.78	0:48.01	0:36.09	0:36.09	0:36.09	0:36.09	0:36.09	0:36.09	0:36.09	
		(0:12.02)	(0:13.00)	(0:12.50)	(0:11.77)	(0:11.92)	(0:11.71)	(0:11.71)	(0:11.71)	(0:11.71)	(0:11.71)	(0:11.71)	(0:11.71)	
Rank	TAB	Horse/Jockey	Barrier	Top Speed [km/h]	Fastest Section	Overall	1600m	1400m	1200m	1000m	800m	600m	Last 600m	Distance Travelled [m]
1	10	TWINKLE TIME Ryan Curatolo	6	65.1	0:11.47	1:51.45 [1]	1:37.11 [3]	1:24.88 [3]	1:12.00 [3]	0:59.20 [5]	0:47.20 [5]	0:35.49 [5]	0:35.49	
				600m	600m	(0:14.34)	(0:12.23)	(0:12.88)	(0:12.80)	(0:12.00)	(0:11.71)	(0:11.47)		
2	11	DESERT ANGEL Sean Cormack	8	64.1	0:11.52	1:51.48 [2]	1:36.48 [9]	1:24.18 [9]	1:11.28 [9]	0:58.76 [9]	0:46.82 [9]	0:35.14 [9]	0:35.14	-1
				800m	600m	(0:15.00)	(0:12.30)	(0:12.90)	(0:12.52)	(0:11.94)	(0:11.68)	(0:11.52)		
3	7	MISS REILLY Justin Stanley	10	65.5	0:11.26	1:51.61 [3]	1:36.39 [10]	1:24.08 [10]	1:11.32 [10]	0:58.62 [10]	0:46.74 [10]	0:34.97 [10]	0:34.97	-5
				600m	600m	(0:15.22)	(0:12.31)	(0:12.76)	(0:12.70)	(0:11.88)	(0:11.77)	(0:11.26)		
4	6	CAESAR CAKE Ryan Wiggins	9	64.1	0:11.72	1:51.69 [4]	1:36.92 [7]	1:24.67 [7]	1:11.74 [8]	1:00.02 [1]	0:48.25 [1]	0:36.33 [1]	0:36.33	-9
				1200m	1200m	(0:14.77)	(0:12.25)	(0:12.93)	(0:11.72)	(0:11.77)	(0:11.92)	(0:11.73)		
5	3	KALKANLI Matthew McGuren	12	64.8	0:11.61	1:51.69 [5]	1:37.44 [2]	1:25.42 [2]	1:12.50 [2]	0:59.72 [3]	0:47.70 [3]	0:35.99 [3]	0:35.99	-5
				Overall	600m	(0:14.25)	(0:12.02)	(0:12.92)	(0:12.78)	(0:12.02)	(0:11.71)	(0:11.61)		
6	2	VIKING BLOOD Jai Williams	7	63.7	0:11.22	1:51.78 [6]	1:36.90 [8]	1:24.63 [8]	1:11.89 [7]	0:59.07 [8]	0:47.28 [8]	0:35.51 [8]	0:35.51	+0
				400m	400m	(0:14.88)	(0:12.27)	(0:12.74)	(0:12.82)	(0:11.79)	(0:11.77)	(0:12.30)		
7	4	WIMOWEH Michael Cahill	4	63.3	0:11.58	1:51.79 [7]	1:37.32 [4]	1:25.13 [4]	1:12.32 [4]	0:59.57 [4]	0:47.62 [4]	0:35.93 [4]	0:35.93	-8
				800m	600m	(0:14.47)	(0:12.19)	(0:12.81)	(0:12.75)	(0:11.95)	(0:11.69)	(0:11.58)		
8	12	POLLY PRINCESS Madeleine Wishart	11	63.9	0:11.64	1:51.82 [8]	1:37.24 [5]	1:24.96 [5]	1:12.06 [6]	0:59.28 [6]	0:47.34 [7]	0:35.70 [6]	0:35.70	-5
				800m	800m	(0:14.58)	(0:12.28)	(0:12.90)	(0:12.78)	(0:11.94)	(0:11.64)	(0:11.66)		
9	9	DEEP DRIVE Micheal Hellyer	3	63.8	0:11.51	1:51.91 [9]	1:37.22 [6]	1:24.94 [6]	1:12.16 [5]	0:59.36 [7]	0:47.46 [6]	0:35.78 [7]	0:35.78	-8
				600m	600m	(0:14.69)	(0:12.28)	(0:12.78)	(0:12.80)	(0:11.90)	(0:11.68)	(0:11.51)		
10	1	FLYING ASTERN Jace McMurray	1	64.0	0:11.56	1:52.65 [10]	1:38.50 [1]	1:26.48 [1]	1:13.48 [1]	1:00.76 [2]	0:48.79 [2]	0:37.14 [2]	0:37.14	-8
				600m	600m	(0:14.15)	(0:12.02)	(0:13.00)	(0:12.72)	(0:11.97)	(0:11.65)	(0:11.56)		

Scratched: Bonzabelter (#5), What Artists Do (#8)

[] Ranking at each section and finish
 -:-:- No data available at this section
 NA No data available

SCN Saddle cloth number
 DNF Did not finish
 DNT Did not track



Aquis Park Gold Coast QLD Professional

Race 3: RITCHIE BROTHERS Maiden Handicap - 1800m



08 February 2025 - 15:25

Track Rating: Soft 5, Weather: Fine, Rail Position: +5m 900m-W/Post; +3m Remainder

Section				400m	200m			Last 600m			
Field Times				0:24.38 (0:12.07)	0:12.31 (0:12.31)			0:36.09			
Rank	TAB	Horse/Jockey	Barrier	Top Speed [km/h]	Fastest Section	Margin				Distance Travelled [m]	
1	10	TWINKLE TIME Ryan Curatolo	6	65.1 600m	0:11.47 600m	0:24.02 [4] (0:11.79)	0:12.23 [2] (0:12.23)	1:51.45		0:35.49	
2	11	DESERT ANGEL Sean Cormack	8	64.1 800m	0:11.52 600m	0:23.62 [8] (0:11.58)	0:12.04 [7] (0:12.04)	0.2L		0:35.14	-1
3	7	MISS REILLY Justin Stanley	10	65.5 600m	0:11.26 600m	0:23.71 [9] (0:11.49)	0:12.22 [5] (0:12.22)	1L		0:34.97	-5
4	6	CAESAR CAKE Ryan Wiggins	9	64.1 1200m	0:11.72 1200m	0:24.60 [2] (0:12.05)	0:12.55 [1] (0:12.55)	1.3L		0:36.33	-9
5	3	KALKANLI Matthew McGuren	12	64.8 Overall	0:11.61 600m	0:24.38 [3] (0:11.98)	0:12.40 [3] (0:12.40)	1.4L		0:35.99	-5
6	2	VIKING BLOOD Jai Williams	7	63.7 400m	0:11.22 400m	0:23.21 [10] (0:11.22)	0:11.99 [10] (0:11.99)	1.9L		0:35.51	+0
7	4	WIMOWEH Michael Cahill	4	63.3 800m	0:11.58 600m	0:24.35 [5] (0:11.97)	0:12.38 [6] (0:12.38)	2L		0:35.93	-8
8	12	POLLY PRINCESS Madeleine Wishart	11	63.9 800m	0:11.64 800m	0:24.04 [7] (0:11.80)	0:12.24 [9] (0:12.24)	2.2L		0:35.70	-5
9	9	DEEP DRIVE Micheal Hellyer	3	63.8 600m	0:11.51 600m	0:24.27 [6] (0:11.85)	0:12.42 [8] (0:12.42)	2.6L		0:35.78	-8
10	1	FLYING ASTERN Jace McMurray	1	64.0 600m	0:11.56 600m	0:25.58 [1] (0:12.24)	0:13.34 [4] (0:13.34)	6.9L		0:37.14	-8

Scratched: Bonzabelter (#5), What Artists Do (#8)

[] Ranking at each section and finish
 -:-:- No data available at this section
 NA No data available

SCN Saddle cloth number
 DNF Did not finish
 DNT Did not track



Horse/Jockey Name	Twinkle Time
Final Rank	1
Fastest Section Time (Section)	0:11.47 (600m)
Top Speed [km/h] (Section)	65.1 (600m)
Race State	Finished

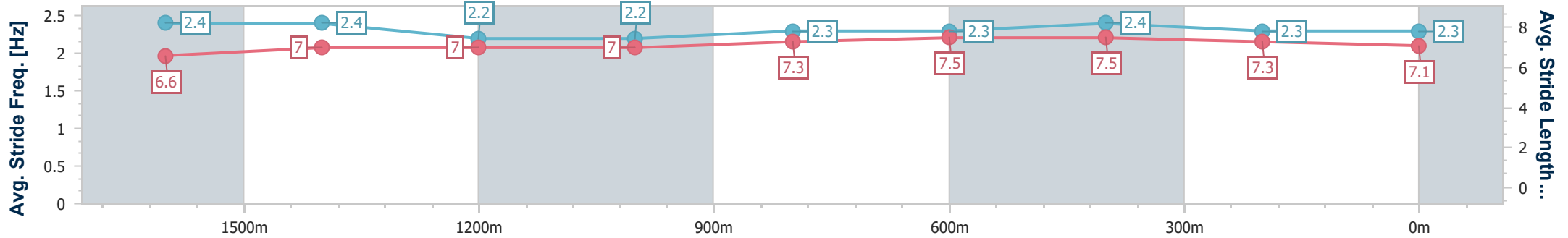
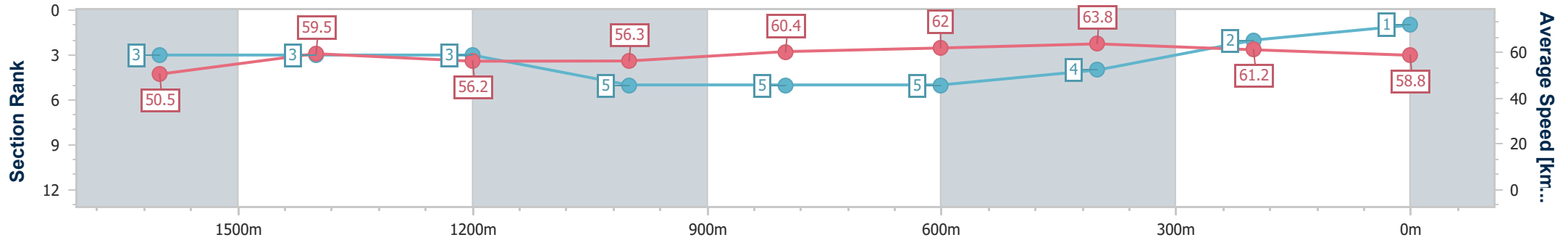


Aquis Park Gold Coast QLD Professional
 Race 3: RITCHIE BROTHERS Maiden Handicap - 1800m



08 February 2025 - 15:25
 Track Rating: Soft 5, Weather: Fine, Rail Position: +5m 900m-
 W/Post; +3m Remainder

Section	Overall	1600m	1400m	1200m	1000m	800m	600m	400m	200m				
Section Times	1:51.45 [1] (0:14.34)	1:37.11 [3] (0:12.23)	1:24.88 [3] (0:12.88)	1:12.00 [3] (0:12.80)	0:59.20 [5] (0:12.00)	0:47.20 [5] (0:11.71)	0:35.49 [5] (0:11.47)	0:24.02 [4] (0:11.79)	0:12.23 [2] (0:12.23)				
Average Speed [km/h]	50.5	59.5	56.2	56.3	60.4	62.0	63.8	61.2	58.8				
Top Speed [km/h]	63.5	62.0	58.0	59.1	61.4	63.2	65.1	62.8	61.3				
Avg. Dist. to Rail [m]	3.6	2.2	2.2	2.0	1.6	2.4	2.4	4.4	3.1				
Avg. Stride Freq. [Hz]	2.4	2.4	2.2	2.2	2.3	2.3	2.4	2.3	2.3				
Avg. Stride Length [m]	6.6	7.0	7.0	7.0	7.3	7.5	7.5	7.3	7.1				



- [] Ranking at each section and finish
- .-.-.- No data available at this section
- NA No data available



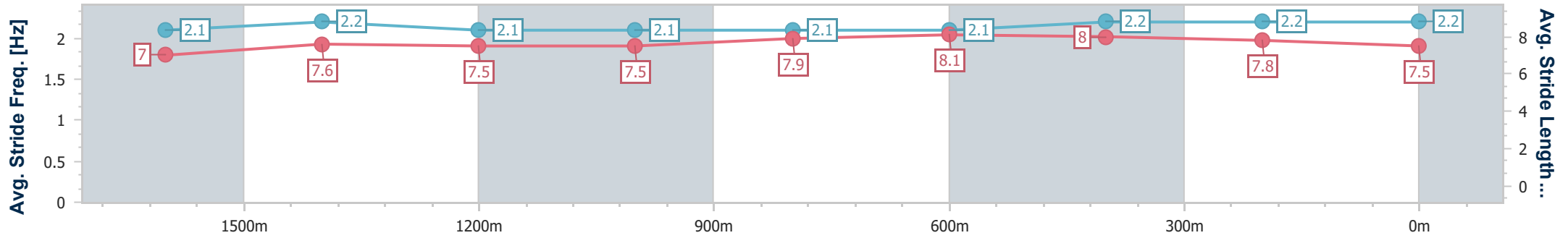
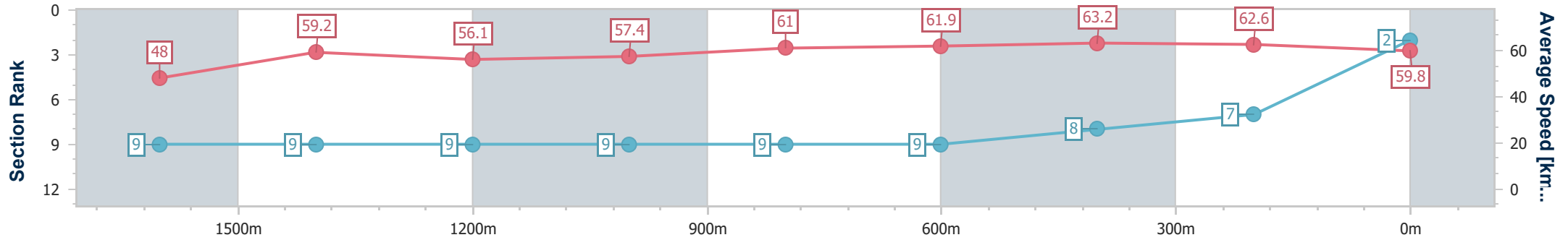
Horse/Jockey Name	Desert Angel
Final Rank	2
Fastest Section Time (Section)	0:11.52 (600m)
Top Speed [km/h] (Section)	64.1 (800m)
Race State	Finished



Aquis Park Gold Coast QLD Professional
Race 3: RITCHIE BROTHERS Maiden Handicap - 1800m
 08 February 2025 - 15:25
 Track Rating: Soft 5, Weather: Fine, Rail Position: +5m 900m-
 W/Post; +3m Remainder



Section	Overall	1600m	1400m	1200m	1000m	800m	600m	400m	200m				
Section Times	1:51.48 [2] (0:15.00)	1:36.48 [9] (0:12.30)	1:24.18 [9] (0:12.90)	1:11.28 [9] (0:12.52)	0:58.76 [9] (0:11.94)	0:46.82 [9] (0:11.68)	0:35.14 [9] (0:11.52)	0:23.62 [8] (0:11.58)	0:12.04 [7] (0:12.04)				
Average Speed [km/h]	48.0	59.2	56.1	57.4	61.0	61.9	63.2	62.6	59.8				
Top Speed [km/h]	60.4	61.4	59.6	58.3	62.2	64.1	63.6	63.4	61.6				
Avg. Dist. to Rail [m]	3.0	1.9	1.9	2.0	1.7	2.0	2.0	4.9	5.8				
Avg. Stride Freq. [Hz]	2.1	2.2	2.1	2.1	2.1	2.1	2.2	2.2	2.2				
Avg. Stride Length [m]	7.0	7.6	7.5	7.5	7.9	8.1	8.0	7.8	7.5				



- [] Ranking at each section and finish
- .-.- No data available at this section
- NA No data available



Horse/Jockey Name	Miss Reilly
Final Rank	3
Fastest Section Time (Section)	0:11.26 (600m)
Top Speed [km/h] (Section)	65.5 (600m)
Race State	Finished

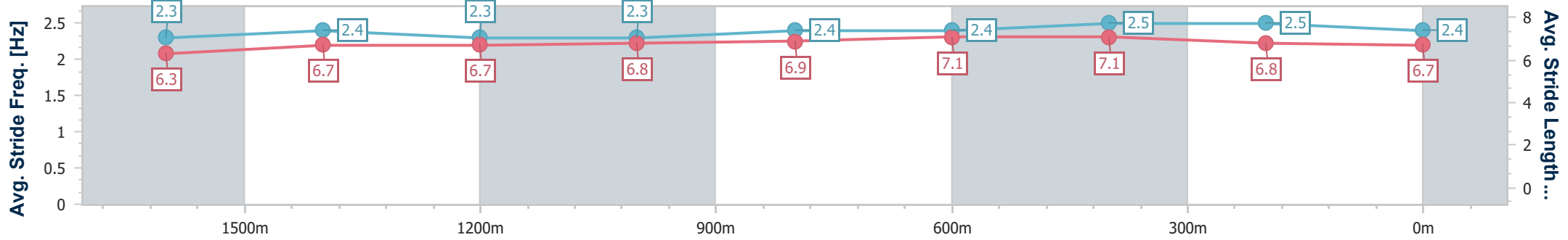
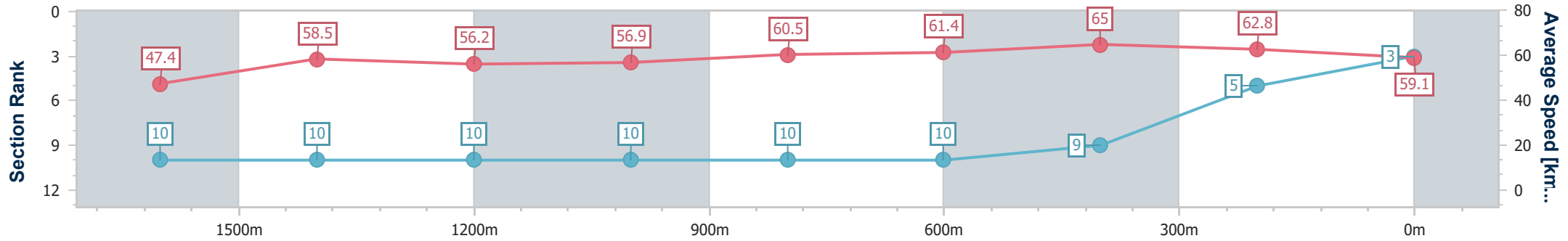


Aquis Park Gold Coast QLD Professional
Race 3: RITCHIE BROTHERS Maiden Handicap - 1800m



08 February 2025 - 15:25
Track Rating: Soft 5, Weather: Fine, Rail Position: +5m 900m-
W/Post; +3m Remainder

Section	Overall	1600m	1400m	1200m	1000m	800m	600m	400m	200m				
Section Times	1:51.61 [3] (0:15.22)	1:36.39 [10] (0:12.31)	1:24.08 [10] (0:12.76)	1:11.32 [10] (0:12.70)	0:58.62 [10] (0:11.88)	0:46.74 [10] (0:11.77)	0:34.97 [10] (0:11.26)	0:23.71 [9] (0:11.49)	0:12.22 [5] (0:12.22)				
Average Speed [km/h]	47.4	58.5	56.2	56.9	60.5	61.4	65.0	62.8	59.1				
Top Speed [km/h]	58.8	59.1	58.8	58.0	63.2	64.3	65.5	63.9	61.7				
Avg. Dist. to Rail [m]	4.5	0.7	0.4	0.3	1.5	1.4	2.8	6.2	7.5				
Avg. Stride Freq. [Hz]	2.3	2.4	2.3	2.3	2.4	2.4	2.5	2.5	2.4				
Avg. Stride Length [m]	6.3	6.7	6.7	6.8	6.9	7.1	7.1	6.8	6.7				



- [] Ranking at each section and finish
- .-.- No data available at this section
- NA No data available



Horse/Jockey Name	Caesar Cake
Final Rank	4
Fastest Section Time (Section)	0:11.72 (1200m)
Top Speed [km/h] (Section)	64.1 (1200m)
Race State	Finished

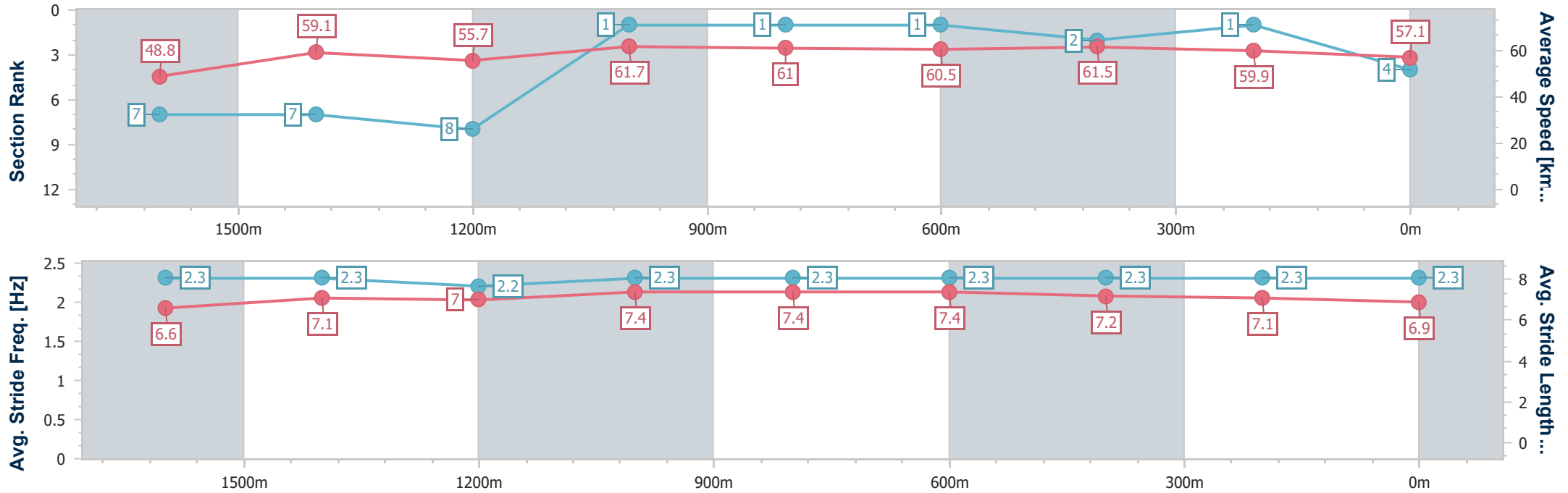


Aquis Park Gold Coast QLD Professional
Race 3: RITCHIE BROTHERS Maiden Handicap - 1800m



08 February 2025 - 15:25
Track Rating: Soft 5, Weather: Fine, Rail Position: +5m 900m-
W/Post; +3m Remainder

Section	Overall	1600m	1400m	1200m	1000m	800m	600m	400m	200m				
Section Times	1:51.69 [4] (0:14.77)	1:36.92 [7] (0:12.25)	1:24.67 [7] (0:12.93)	1:11.74 [8] (0:11.72)	1:00.02 [1] (0:11.77)	0:48.25 [1] (0:11.92)	0:36.33 [1] (0:11.73)	0:24.60 [2] (0:12.05)	0:12.55 [1] (0:12.55)				
Average Speed [km/h]	48.8	59.1	55.7	61.7	61.0	60.5	61.5	59.9	57.1				
Top Speed [km/h]	62.1	59.9	59.3	64.1	62.1	60.9	62.8	61.5	58.4				
Avg. Dist. to Rail [m]	3.9	1.2	1.6	2.6	1.1	0.9	0.5	0.9	2.3				
Avg. Stride Freq. [Hz]	2.3	2.3	2.2	2.3	2.3	2.3	2.3	2.3	2.3				
Avg. Stride Length [m]	6.6	7.1	7.0	7.4	7.4	7.4	7.2	7.1	6.9				



- [] Ranking at each section and finish
- .-.- No data available at this section
- NA No data available



Horse/Jockey Name	Kalkanli
Final Rank	5
Fastest Section Time (Section)	0:11.61 (600m)
Top Speed [km/h] (Section)	64.8 (Overall)
Race State	Finished

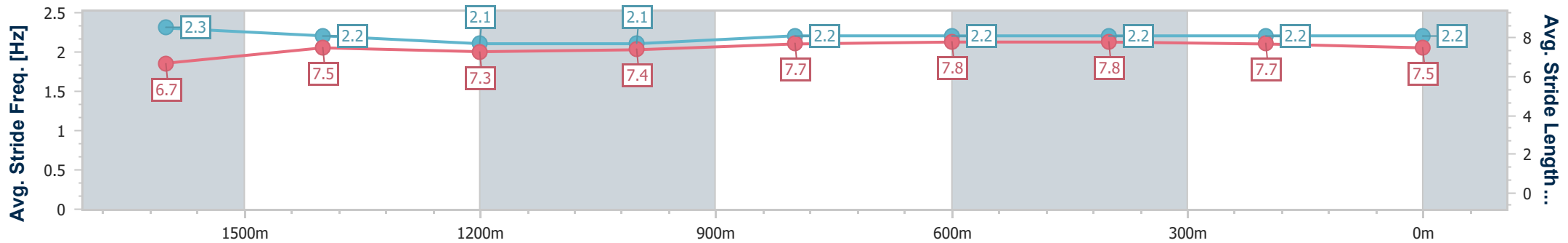
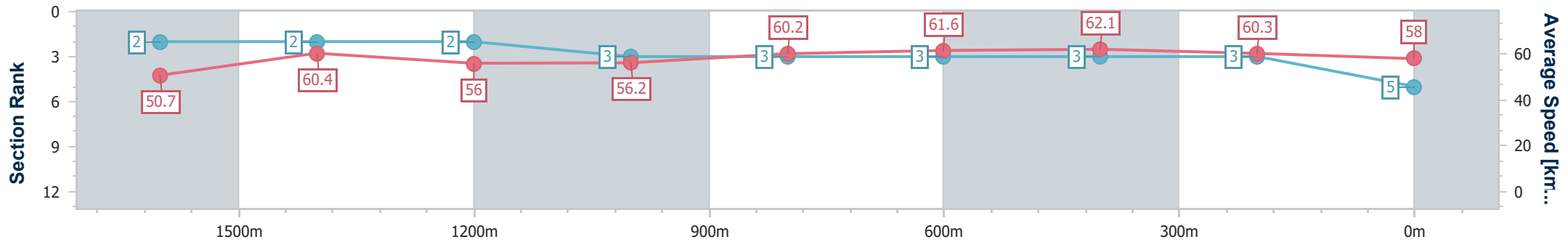


Aquis Park Gold Coast QLD Professional
Race 3: RITCHIE BROTHERS Maiden Handicap - 1800m



08 February 2025 - 15:25
Track Rating: Soft 5, Weather: Fine, Rail Position: +5m 900m-
W/Post; +3m Remainder

Section	Overall	1600m	1400m	1200m	1000m	800m	600m	400m	200m				
Section Times	1:51.69 [5] (0:14.25)	1:37.44 [2] (0:12.02)	1:25.42 [2] (0:12.92)	1:12.50 [2] (0:12.78)	0:59.72 [3] (0:12.02)	0:47.70 [3] (0:11.71)	0:35.99 [3] (0:11.61)	0:24.38 [3] (0:11.98)	0:12.40 [3] (0:12.40)				
Average Speed [km/h]	50.7	60.4	56.0	56.2	60.2	61.6	62.1	60.3	58.0				
Top Speed [km/h]	64.8	64.8	57.9	58.9	60.8	63.1	63.1	61.2	59.2				
Avg. Dist. to Rail [m]	8.0	2.1	1.5	1.5	1.2	1.2	0.7	2.6	3.4				
Avg. Stride Freq. [Hz]	2.3	2.2	2.1	2.1	2.2	2.2	2.2	2.2	2.2				
Avg. Stride Length [m]	6.7	7.5	7.3	7.4	7.7	7.8	7.8	7.7	7.5				



- [] Ranking at each section and finish
- .-.- No data available at this section
- NA No data available



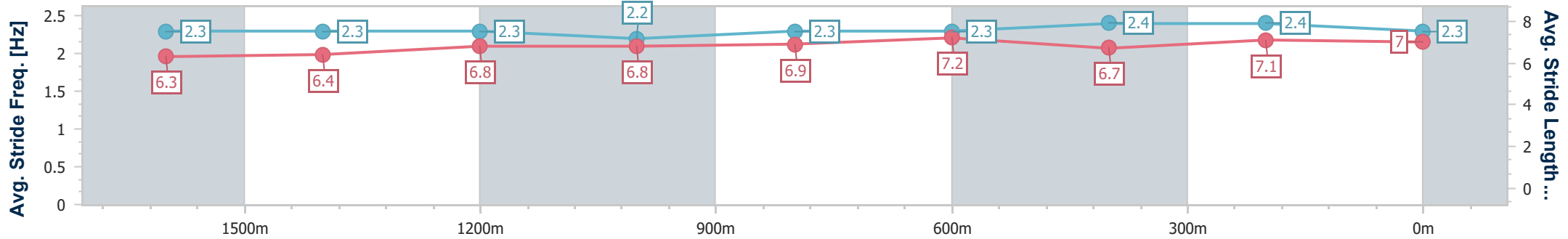
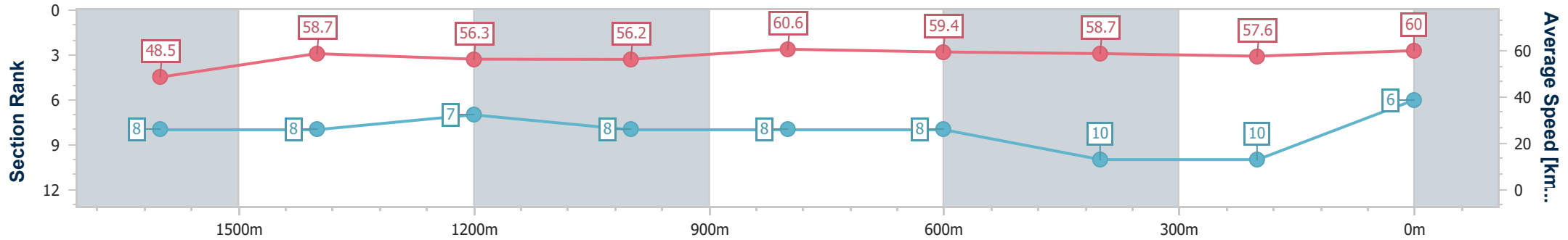
Horse/Jockey Name	Viking Blood
Final Rank	6
Fastest Section Time (Section)	0:11.22 (400m)
Top Speed [km/h] (Section)	63.7 (400m)
Race State	Finished



Aquis Park Gold Coast QLD Professional
Race 3: RITCHIE BROTHERS Maiden Handicap - 1800m
 08 February 2025 - 15:25
 Track Rating: Soft 5, Weather: Fine, Rail Position: +5m 900m-
 W/Post; +3m Remainder



Section	Overall	1600m	1400m	1200m	1000m	800m	600m	400m	200m				
Section Times	1:51.78 [6] (0:14.88)	1:36.90 [8] (0:12.27)	1:24.63 [8] (0:12.74)	1:11.89 [7] (0:12.82)	0:59.07 [8] (0:11.79)	0:47.28 [8] (0:11.77)	0:35.51 [8] (0:12.30)	0:23.21 [10] (0:11.22)	0:11.99 [10] (0:11.99)				
Average Speed [km/h]	48.5	58.7	56.3	56.2	60.6	59.4	58.7	57.6	60.0				
Top Speed [km/h]	61.0	59.4	58.9	57.0	62.6	63.0	63.0	63.7	62.7				
Avg. Dist. to Rail [m]	1.7	0.6	0.3	0.7	1.2	0.9	18.0	5.3	1.9				
Avg. Stride Freq. [Hz]	2.3	2.3	2.3	2.2	2.3	2.3	2.4	2.4	2.3				
Avg. Stride Length [m]	6.3	6.4	6.8	6.8	6.9	7.2	6.7	7.1	7.0				



- [] Ranking at each section and finish
- .-.- No data available at this section
- NA No data available



Horse/Jockey Name	Wimoweh
Final Rank	7
Fastest Section Time (Section)	0:11.58 (600m)
Top Speed [km/h] (Section)	63.3 (800m)
Race State	Finished

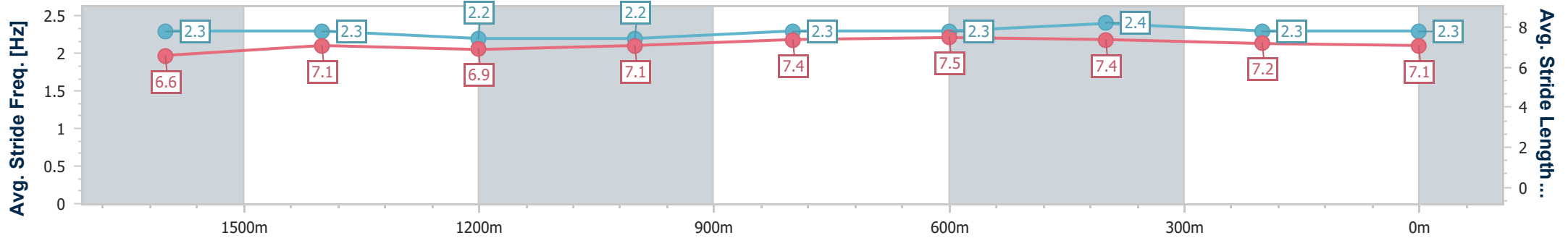
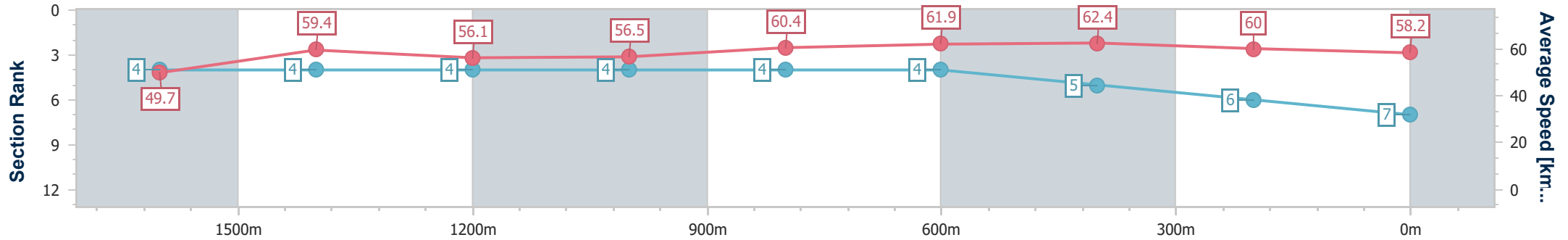


Aquis Park Gold Coast QLD Professional
Race 3: RITCHIE BROTHERS Maiden Handicap - 1800m



08 February 2025 - 15:25
Track Rating: Soft 5, Weather: Fine, Rail Position: +5m 900m-
W/Post; +3m Remainder

Section	Overall	1600m	1400m	1200m	1000m	800m	600m	400m	200m				
Section Times	1:51.79 [7] (0:14.47)	1:37.32 [4] (0:12.19)	1:25.13 [4] (0:12.81)	1:12.32 [4] (0:12.75)	0:59.57 [4] (0:11.95)	0:47.62 [4] (0:11.69)	0:35.93 [4] (0:11.58)	0:24.35 [5] (0:11.97)	0:12.38 [6] (0:12.38)				
Average Speed [km/h]	49.7	59.4	56.1	56.5	60.4	61.9	62.4	60.0	58.2				
Top Speed [km/h]	61.1	60.9	57.7	59.0	61.1	63.3	63.0	61.7	59.1				
Avg. Dist. to Rail [m]	2.3	0.9	0.7	0.9	1.3	1.4	0.5	0.2	0.3				
Avg. Stride Freq. [Hz]	2.3	2.3	2.2	2.2	2.3	2.3	2.4	2.3	2.3				
Avg. Stride Length [m]	6.6	7.1	6.9	7.1	7.4	7.5	7.4	7.2	7.1				



- [] Ranking at each section and finish
- .-.- No data available at this section
- NA No data available



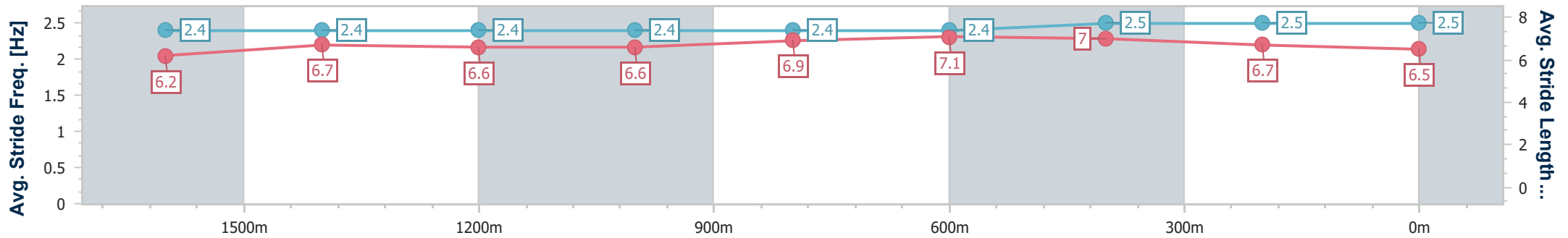
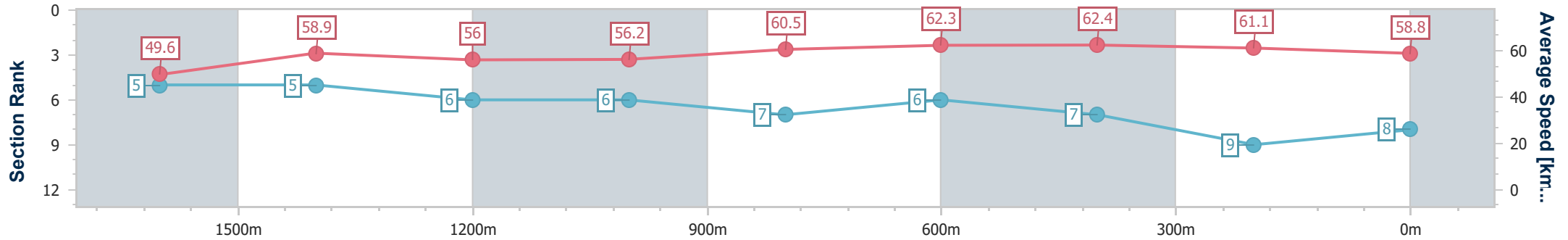
Horse/Jockey Name	Polly Princess
Final Rank	8
Fastest Section Time (Section)	0:11.64 (800m)
Top Speed [km/h] (Section)	63.9 (800m)
Race State	Finished



Aquis Park Gold Coast QLD Professional
Race 3: RITCHIE BROTHERS Maiden Handicap - 1800m
 08 February 2025 - 15:25
 Track Rating: Soft 5, Weather: Fine, Rail Position: +5m 900m-
 W/Post; +3m Remainder



Section	Overall	1600m	1400m	1200m	1000m	800m	600m	400m	200m				
Section Times	1:51.82 [8] (0:14.58)	1:37.24 [5] (0:12.28)	1:24.96 [5] (0:12.90)	1:12.06 [6] (0:12.78)	0:59.28 [6] (0:11.94)	0:47.34 [7] (0:11.64)	0:35.70 [6] (0:11.66)	0:24.04 [7] (0:11.80)	0:12.24 [9] (0:12.24)				
Average Speed [km/h]	49.6	58.9	56.0	56.2	60.5	62.3	62.4	61.1	58.8				
Top Speed [km/h]	61.8	60.9	57.8	58.0	62.2	63.9	63.5	62.1	60.7				
Avg. Dist. to Rail [m]	6.5	1.4	1.0	1.7	1.2	1.8	1.3	2.6	5.0				
Avg. Stride Freq. [Hz]	2.4	2.4	2.4	2.4	2.4	2.4	2.5	2.5	2.5				
Avg. Stride Length [m]	6.2	6.7	6.6	6.6	6.9	7.1	7.0	6.7	6.5				



- [] Ranking at each section and finish
- .-.- No data available at this section
- NA No data available



Horse/Jockey Name	Deep Drive
Final Rank	9
Fastest Section Time (Section)	0:11.51 (600m)
Top Speed [km/h] (Section)	63.8 (600m)
Race State	Finished

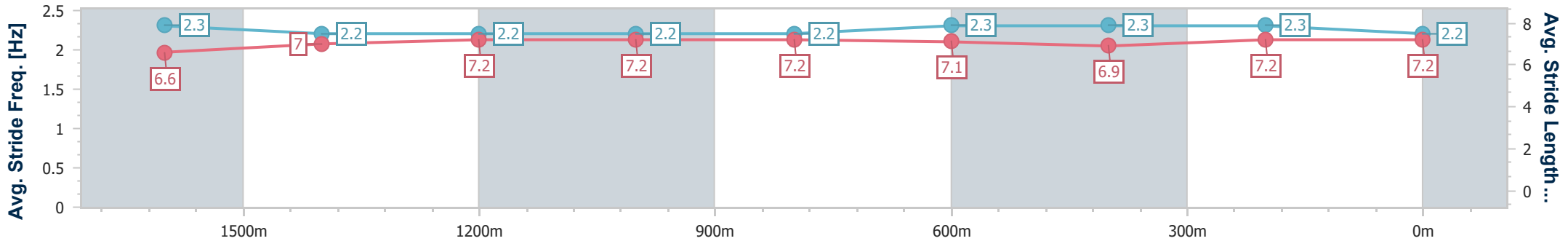
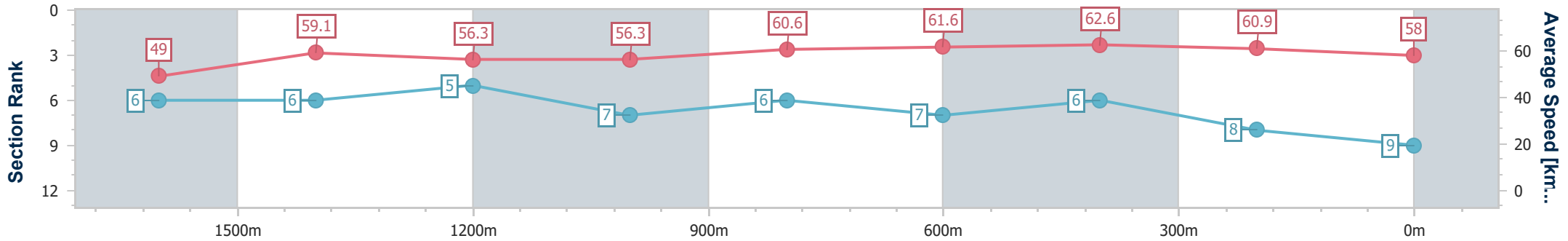


Aquis Park Gold Coast QLD Professional
Race 3: RITCHIE BROTHERS Maiden Handicap - 1800m



08 February 2025 - 15:25
Track Rating: Soft 5, Weather: Fine, Rail Position: +5m 900m-
W/Post; +3m Remainder

Section	Overall	1600m	1400m	1200m	1000m	800m	600m	400m	200m				
Section Times	1:51.91 [9] (0:14.69)	1:37.22 [6] (0:12.28)	1:24.94 [6] (0:12.78)	1:12.16 [5] (0:12.80)	0:59.36 [7] (0:11.90)	0:47.46 [6] (0:11.68)	0:35.78 [7] (0:11.51)	0:24.27 [6] (0:11.85)	0:12.42 [8] (0:12.42)				
Average Speed [km/h]	49.0	59.1	56.3	56.3	60.6	61.6	62.6	60.9	58.0				
Top Speed [km/h]	63.1	60.3	57.9	58.3	61.6	63.3	63.8	61.6	58.5				
Avg. Dist. to Rail [m]	1.8	1.2	0.8	0.8	1.1	0.8	0.6	2.6	4.5				
Avg. Stride Freq. [Hz]	2.3	2.2	2.2	2.2	2.2	2.3	2.3	2.3	2.2				
Avg. Stride Length [m]	6.6	7.0	7.2	7.2	7.2	7.1	6.9	7.2	7.2				



- [] Ranking at each section and finish
- .-.- No data available at this section
- NA No data available



Horse/Jockey Name	Flying Astern
Final Rank	10
Fastest Section Time (Section)	0:11.56 (600m)
Top Speed [km/h] (Section)	64.0 (600m)
Race State	Finished

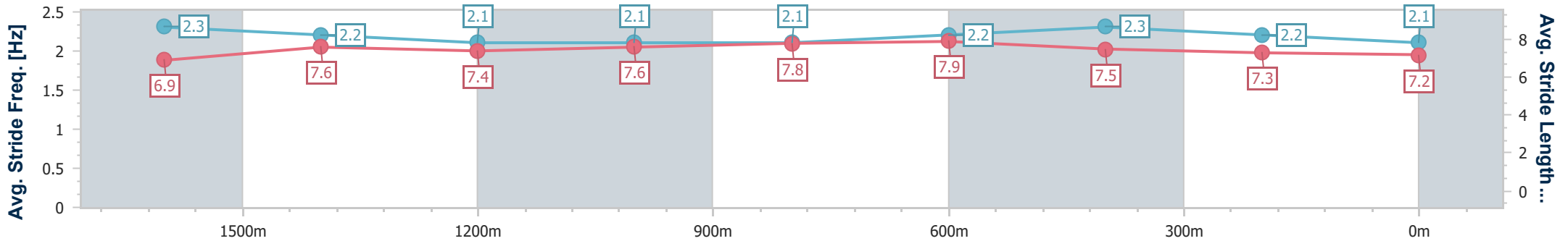
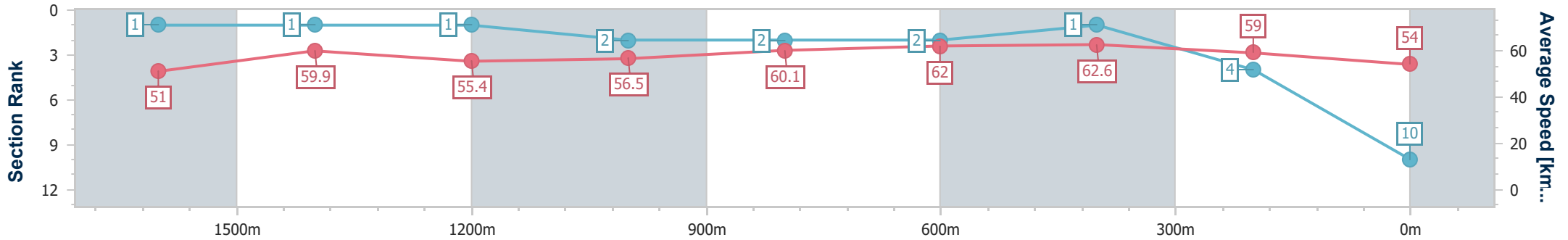


Aquis Park Gold Coast QLD Professional
Race 3: RITCHIE BROTHERS Maiden Handicap - 1800m



08 February 2025 - 15:25
Track Rating: Soft 5, Weather: Fine, Rail Position: +5m 900m-
W/Post; +3m Remainder

Section	Overall	1600m	1400m	1200m	1000m	800m	600m	400m	200m
Section Times	1:52.65 [10] (0:14.15)	1:38.50 [1] (0:12.02)	1:26.48 [1] (0:13.00)	1:13.48 [1] (0:12.72)	1:00.76 [2] (0:11.97)	0:48.79 [2] (0:11.65)	0:37.14 [2] (0:11.56)	0:25.58 [1] (0:12.24)	0:13.34 [4] (0:13.34)
Average Speed [km/h]	51.0	59.9	55.4	56.5	60.1	62.0	62.6	59.0	54.0
Top Speed [km/h]	63.0	62.2	57.6	60.2	61.4	63.1	64.0	60.3	56.9
Avg. Dist. to Rail [m]	0.9	0.7	0.4	0.7	1.1	0.9	1.1	2.1	2.9
Avg. Stride Freq. [Hz]	2.3	2.2	2.1	2.1	2.1	2.2	2.3	2.2	2.1
Avg. Stride Length [m]	6.9	7.6	7.4	7.6	7.8	7.9	7.5	7.3	7.2



- [] Ranking at each section and finish
- .-.- No data available at this section
- NA No data available