



# Aquis Park Gold Coast QLD Professional

## Race 5: TERRECO RESOURCES Class 1 Handicap - 1000m

08 February 2025 - 16:44



Track Rating: Soft 5, Weather: Fine, Rail Position: +5m 900m-W/Post; +3m Remainder

Section											Last 600m		
Field Times		Overall	800m	600m	400m	200m						0:33.78	
		(0:13.31)	(0:10.40)	(0:11.03)	(0:11.32)	(0:11.43)							
Rank	TAB	Horse/Jockey	Barrier	Top Speed [km/h]	Fastest Section	Overall	800m	600m	400m	200m	Margin	Last 600m	Distance Travelled [m]
1	3	LIMAHULI Michael Cahill	13	71.2 800m	0:10.46 800m	0:57.49 [1] (0:14.07)	0:43.42 [9] (0:10.46)	0:32.96 [9] (0:10.82)	0:22.14 [9] (0:10.85)	0:11.29 [5] (0:11.29)	0:57.49	0:32.96	
2	11	ZOUTHUR Jade Hampson	7	71.9 Overall	0:10.51 800m	0:57.53 [2] (0:13.35)	0:44.18 [4] (0:10.51)	0:33.67 [3] (0:11.01)	0:22.66 [3] (0:11.19)	0:11.47 [1] (0:11.47)	0.2L	0:33.67	-1
3	4	DIBBA DOBBA Ryan Curatolo	5	70.2 800m	0:10.34 800m	0:57.68 [3] (0:13.78)	0:43.90 [7] (0:10.34)	0:33.56 [6] (0:11.03)	0:22.53 [7] (0:11.11)	0:11.42 [6] (0:11.42)	1L	0:33.56	-8
4	5	APOLLO TEN Madeleine Wishart	3	70.3 800m	0:10.40 800m	0:57.73 [4] (0:13.49)	0:44.24 [5] (0:10.40)	0:33.84 [5] (0:10.98)	0:22.86 [4] (0:11.24)	0:11.62 [3] (0:11.62)	1.2L	0:33.84	-10
5	1	LUMENS LENNY Yvette Lewis	12	69.7 800m	0:10.56 800m	0:57.75 [5] (0:13.58)	0:44.17 [6] (0:10.56)	0:33.61 [7] (0:10.95)	0:22.66 [6] (0:11.07)	0:11.59 [4] (0:11.59)	1.3L	0:33.61	-2
6	13	MOUNT DOVE Sariah Champkin	11	70.3 800m	0:10.38 800m	0:57.84 [6] (0:13.94)	0:43.90 [8] (0:10.38)	0:33.52 [8] (0:10.87)	0:22.65 [8] (0:11.16)	0:11.49 [7] (0:11.49)	1.8L	0:33.52	-10
7	8	PROCYON MISS Sean Cormack	2	71.4 Overall	0:10.37 800m	0:58.02 [7] (0:13.35)	0:44.67 [3] (0:10.37)	0:34.30 [2] (0:11.02)	0:23.28 [1] (0:11.32)	0:11.96 [1] (0:11.96)	2.8L	0:34.30	-8
8	10	THE NAKED LADY Justin Stanley	4	69.0 800m	0:10.44 800m	0:58.30 [8] (0:14.17)	0:44.13 [10] (0:10.44)	0:33.69 [10] (0:10.80)	0:22.89 [10] (0:11.26)	0:11.63 [10] (0:11.63)	4.3L	0:33.69	-13
9	14	TOUTE SWEET Jason Taylor	6	70.6 Overall	0:10.57 800m	0:58.67 [9] (0:13.31)	0:45.36 [1] (0:10.57)	0:34.79 [4] (0:11.09)	0:23.70 [5] (0:11.47)	0:12.23 [8] (0:12.23)	6.3L	0:34.79	-5
10	6	BEE TWO Jace McMurray	1	70.9 800m	0:10.37 800m	0:59.15 [10] (0:13.34)	0:45.81 [2] (0:10.37)	0:35.44 [1] (0:11.07)	0:24.37 [2] (0:11.71)	0:12.66 [9] (0:12.66)	9.1L	0:35.44	-8

Scratched: Chayse'n'scotty (#2), Evasive Nature (#12), Fields Amour (#7), Rumi Star (#9)

Report Created: Sat 8 February 2025 17:18 GMT+1 (Note: Timing is based on position data)

Page 1/11

[ ] Ranking at each section and finish  
 -:-:- No data available at this section  
 NA No data available

SCN Saddle cloth number  
 DNF Did not finish  
 DNT Did not track

data processed by TRIPLESDATA



Horse/Jockey Name	Limahuli
Final Rank	1
Fastest Section Time (Section)	0:10.46 (800m)
Top Speed [km/h] (Section)	71.2 (800m)
Race State	Finished



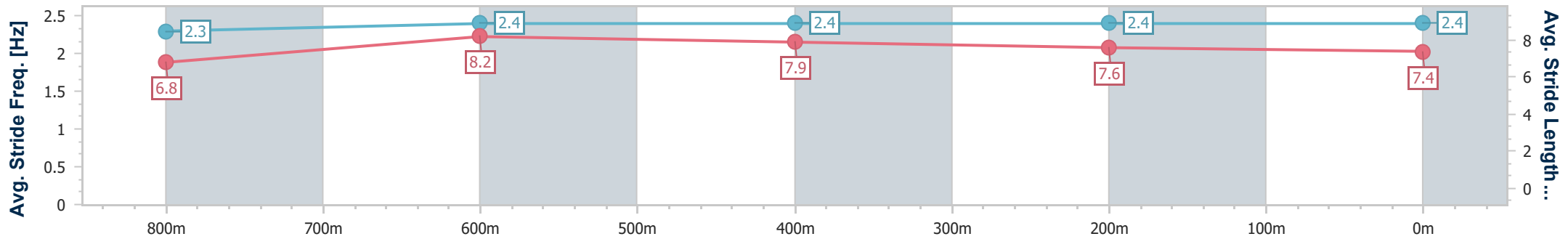
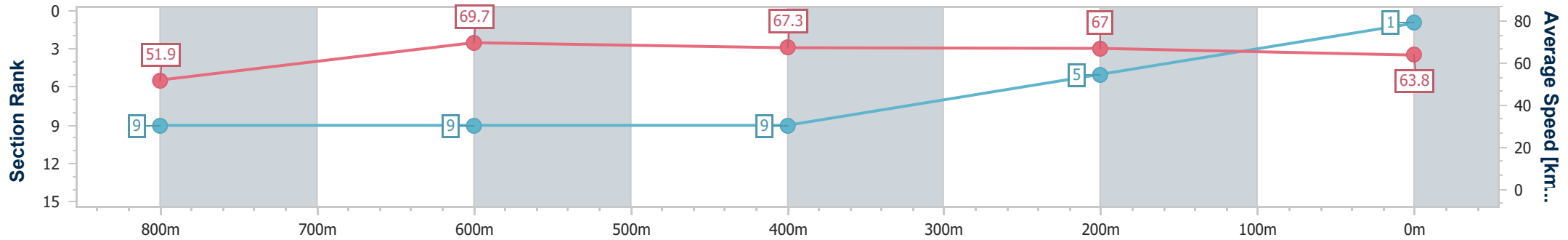
Aquis Park Gold Coast QLD Professional  
Race 5: TERRECO RESOURCES Class 1 Handicap - 1000m



08 February 2025 - 16:44

Track Rating: Soft 5, Weather: Fine, Rail Position: +5m 900m-  
W/Post; +3m Remainder

Section	Overall	800m	600m	400m	200m
Section Times	0:57.49 [1] (0:14.07)	0:43.42 [9] (0:10.46)	0:32.96 [9] (0:10.82)	0:22.14 [9] (0:10.85)	0:11.29 [5] (0:11.29)
Average Speed [km/h]	51.9	69.7	67.3	67.0	63.8
Top Speed [km/h]	70.2	71.2	68.9	67.7	65.9
Avg. Dist. to Rail [m]	9.5	2.4	2.7	8.3	8.4
Avg. Stride Freq. [Hz]	2.3	2.4	2.4	2.4	2.4
Avg. Stride Length [m]	6.8	8.2	7.9	7.6	7.4



- [ ] Ranking at each section and finish
- .-.-.- No data available at this section
- NA No data available



Horse/Jockey Name	Zouthur
Final Rank	2
Fastest Section Time (Section)	0:10.51 (800m)
Top Speed [km/h] (Section)	71.9 (Overall)
Race State	Finished

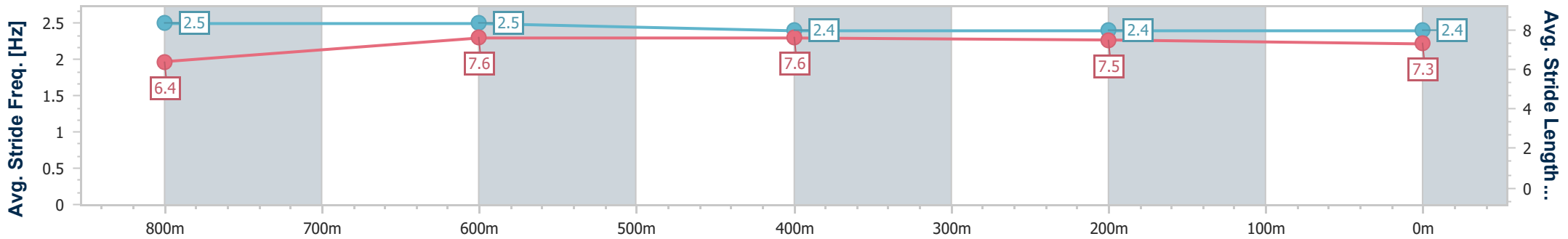
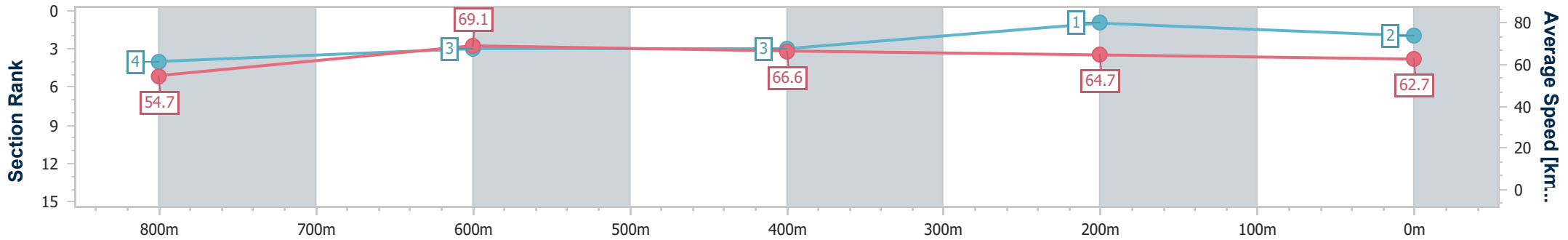


Aquis Park Gold Coast QLD Professional  
Race 5: TERRECO RESOURCES Class 1 Handicap - 1000m



08 February 2025 - 16:44  
Track Rating: Soft 5, Weather: Fine, Rail Position: +5m 900m-  
W/Post; +3m Remainder

Section	Overall	800m	600m	400m	200m
Section Times	0:57.53 [2] (0:13.35)	0:44.18 [4] (0:10.51)	0:33.67 [3] (0:11.01)	0:22.66 [3] (0:11.19)	0:11.47 [1] (0:11.47)
Average Speed [km/h]	54.7	69.1	66.6	64.7	62.7
Top Speed [km/h]	71.9	71.6	68.4	66.0	64.8
Avg. Dist. to Rail [m]	7.6	2.7	2.7	4.1	4.4
Avg. Stride Freq. [Hz]	2.5	2.5	2.4	2.4	2.4
Avg. Stride Length [m]	6.4	7.6	7.6	7.5	7.3



- [ ] Ranking at each section and finish
- .-.- No data available at this section
- NA No data available



Horse/Jockey Name	Dibba Dobba
Final Rank	3
Fastest Section Time (Section)	0:10.34 (800m)
Top Speed [km/h] (Section)	70.2 (800m)
Race State	Finished



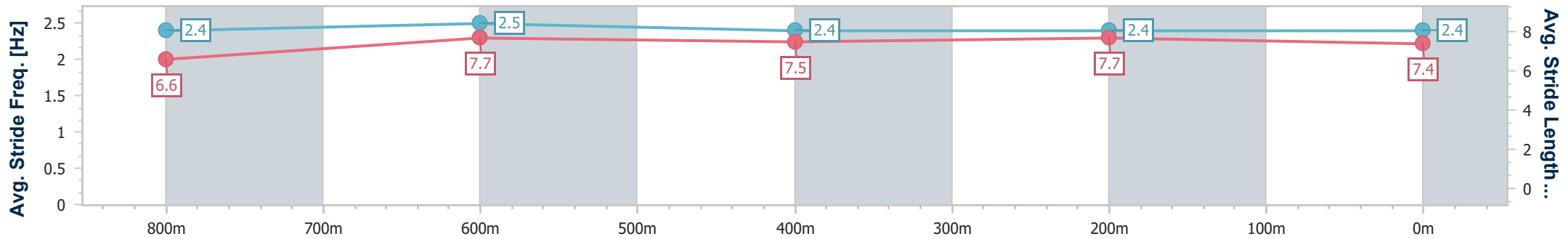
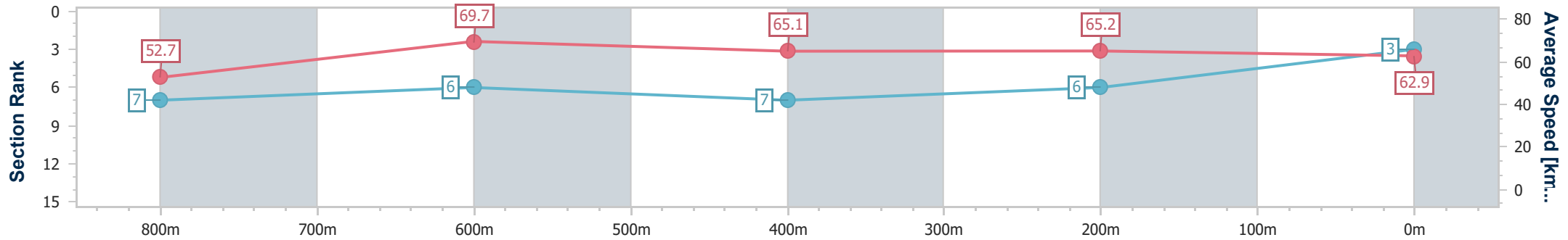
Aquis Park Gold Coast QLD Professional  
Race 5: TERRECO RESOURCES Class 1 Handicap - 1000m



08 February 2025 - 16:44

Track Rating: Soft 5, Weather: Fine, Rail Position: +5m 900m-  
W/Post; +3m Remainder

Section	Overall	800m	600m	400m	200m
Section Times	0:57.68 [3] (0:13.78)	0:43.90 [7] (0:10.34)	0:33.56 [6] (0:11.03)	0:22.53 [7] (0:11.11)	0:11.42 [6] (0:11.42)
Average Speed [km/h]	52.7	69.7	65.1	65.2	62.9
Top Speed [km/h]	70.2	70.2	67.0	65.8	65.2
Avg. Dist. to Rail [m]	7.0	1.1	1.1	3.4	3.0
Avg. Stride Freq. [Hz]	2.4	2.5	2.4	2.4	2.4
Avg. Stride Length [m]	6.6	7.7	7.5	7.7	7.4



- [ ] Ranking at each section and finish
- .-.- No data available at this section
- NA No data available



Horse/Jockey Name	Apollo Ten
Final Rank	4
Fastest Section Time (Section)	0:10.40 (800m)
Top Speed [km/h] (Section)	70.3 (800m)
Race State	Finished



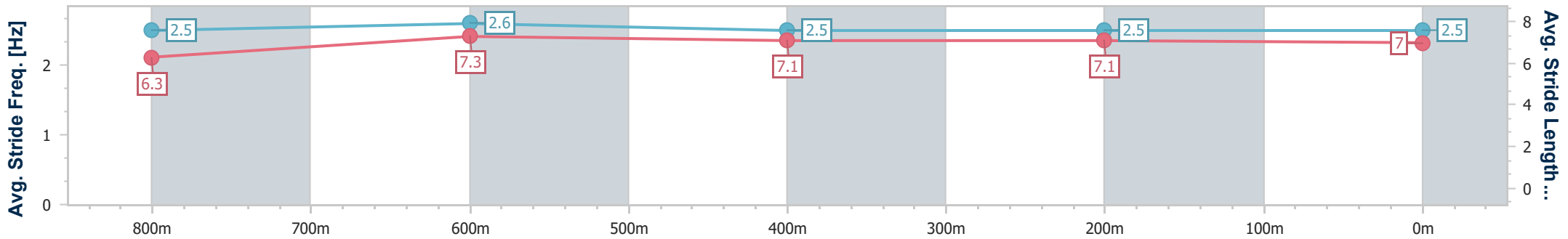
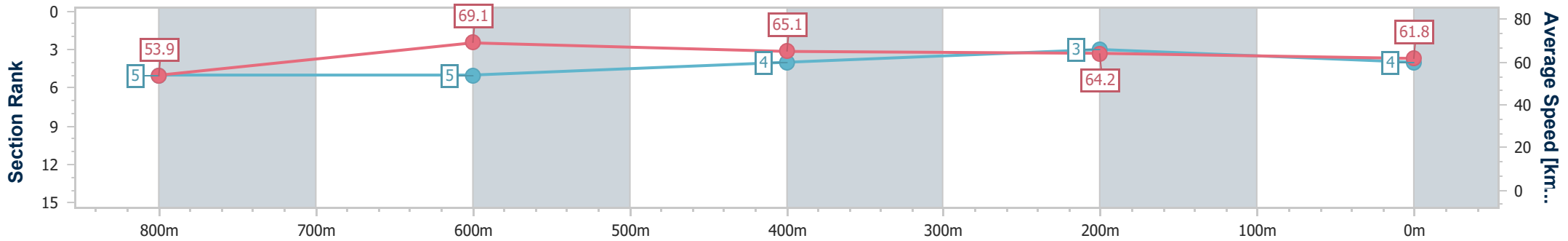
Aquis Park Gold Coast QLD Professional  
Race 5: TERRECO RESOURCES Class 1 Handicap - 1000m



08 February 2025 - 16:44

Track Rating: Soft 5, Weather: Fine, Rail Position: +5m 900m-  
W/Post; +3m Remainder

Section	Overall	800m	600m	400m	200m
Section Times	0:57.73 [4] (0:13.49)	0:44.24 [5] (0:10.40)	0:33.84 [5] (0:10.98)	0:22.86 [4] (0:11.24)	0:11.62 [3] (0:11.62)
Average Speed [km/h]	53.9	69.1	65.1	64.2	61.8
Top Speed [km/h]	69.7	70.3	67.9	65.6	64.0
Avg. Dist. to Rail [m]	5.4	0.7	1.2	0.3	1.3
Avg. Stride Freq. [Hz]	2.5	2.6	2.5	2.5	2.5
Avg. Stride Length [m]	6.3	7.3	7.1	7.1	7.0



- [ ] Ranking at each section and finish
- .-.- No data available at this section
- NA No data available



Horse/Jockey Name	Lumens Lenny
Final Rank	5
Fastest Section Time (Section)	0:10.56 (800m)
Top Speed [km/h] (Section)	69.7 (800m)
Race State	Finished

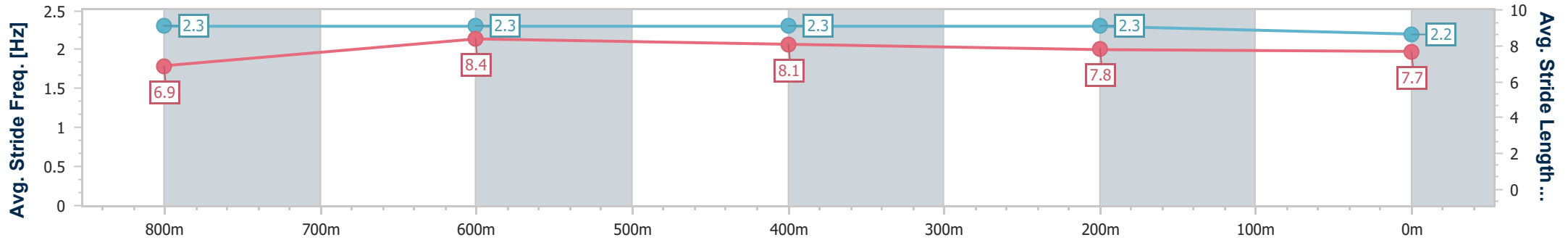
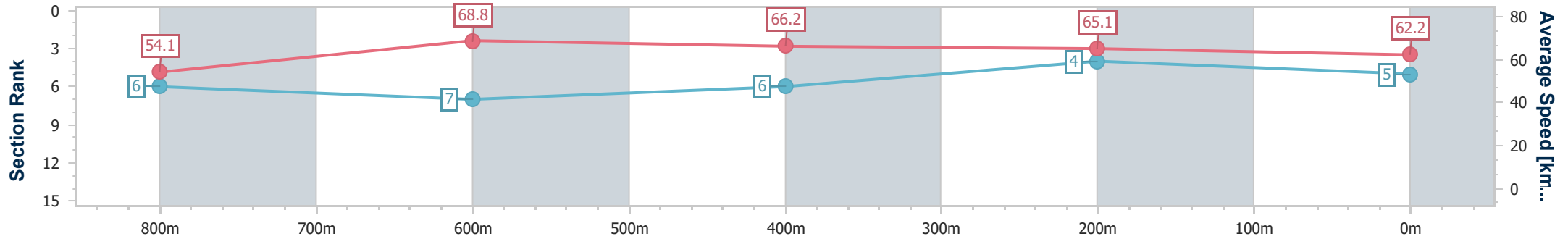


Aquis Park Gold Coast QLD Professional  
Race 5: TERRECO RESOURCES Class 1 Handicap - 1000m



08 February 2025 - 16:44  
Track Rating: Soft 5, Weather: Fine, Rail Position: +5m 900m-  
W/Post; +3m Remainder

Section	Overall	800m	600m	400m	200m
Section Times	0:57.75 [5] (0:13.58)	0:44.17 [6] (0:10.56)	0:33.61 [7] (0:10.95)	0:22.66 [6] (0:11.07)	0:11.59 [4] (0:11.59)
Average Speed [km/h]	54.1	68.8	66.2	65.1	62.2
Top Speed [km/h]	69.1	69.7	67.9	66.3	65.5
Avg. Dist. to Rail [m]	9.4	2.5	1.2	4.7	6.0
Avg. Stride Freq. [Hz]	2.3	2.3	2.3	2.3	2.2
Avg. Stride Length [m]	6.9	8.4	8.1	7.8	7.7



- [ ] Ranking at each section and finish
- .-.- No data available at this section
- NA No data available



Horse/Jockey Name	Mount Dove
Final Rank	6
Fastest Section Time (Section)	0:10.38 (800m)
Top Speed [km/h] (Section)	70.3 (800m)
Race State	Finished

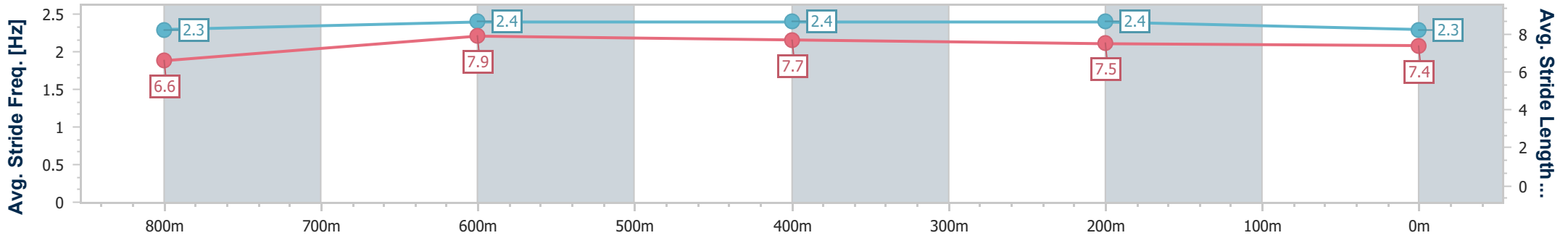
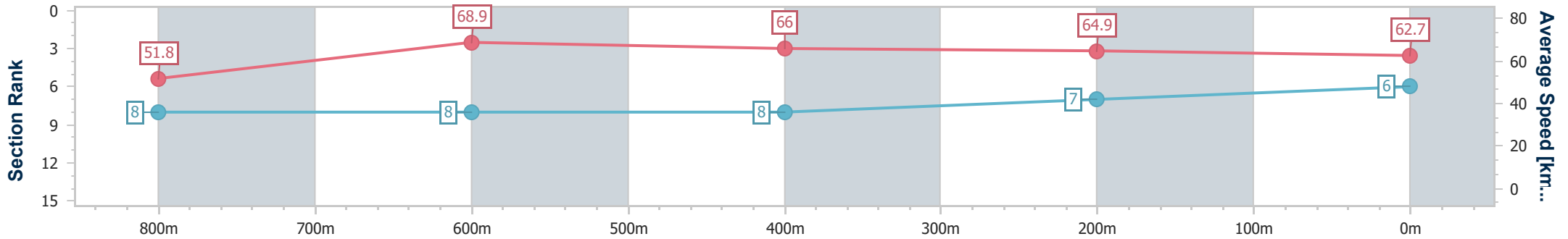


Aquis Park Gold Coast QLD Professional  
 Race 5: TERRECO RESOURCES Class 1 Handicap - 1000m



08 February 2025 - 16:44  
 Track Rating: Soft 5, Weather: Fine, Rail Position: +5m 900m-  
 W/Post; +3m Remainder

Section	Overall	800m	600m	400m	200m
Section Times	0:57.84 [6] (0:13.94)	0:43.90 [8] (0:10.38)	0:33.52 [8] (0:10.87)	0:22.65 [8] (0:11.16)	0:11.49 [7] (0:11.49)
Average Speed [km/h]	51.8	68.9	66.0	64.9	62.7
Top Speed [km/h]	70.0	70.3	67.7	67.0	63.9
Avg. Dist. to Rail [m]	6.8	1.3	1.2	5.2	8.8
Avg. Stride Freq. [Hz]	2.3	2.4	2.4	2.4	2.3
Avg. Stride Length [m]	6.6	7.9	7.7	7.5	7.4



- [ ] Ranking at each section and finish
- .-.- No data available at this section
- NA No data available



Horse/Jockey Name	Procyon Miss
Final Rank	7
Fastest Section Time (Section)	0:10.37 (800m)
Top Speed [km/h] (Section)	71.4 (Overall)
Race State	Finished



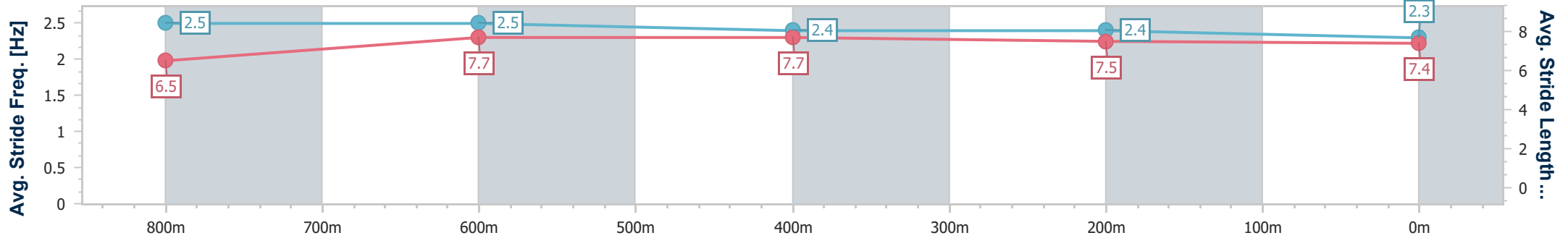
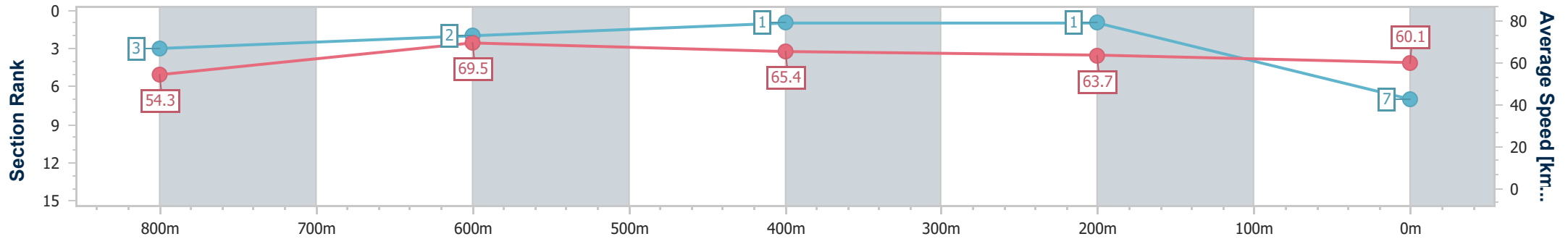
Aquis Park Gold Coast QLD Professional  
Race 5: TERRECO RESOURCES Class 1 Handicap - 1000m



08 February 2025 - 16:44

Track Rating: Soft 5, Weather: Fine, Rail Position: +5m 900m-  
W/Post; +3m Remainder

Section	Overall	800m	600m	400m	200m
Section Times	0:58.02 [7] (0:13.35)	0:44.67 [3] (0:10.37)	0:34.30 [2] (0:11.02)	0:23.28 [1] (0:11.32)	0:11.96 [1] (0:11.96)
Average Speed [km/h]	54.3	69.5	65.4	63.7	60.1
Top Speed [km/h]	71.4	70.9	66.4	64.9	62.8
Avg. Dist. to Rail [m]	4.1	1.0	0.4	3.0	4.3
Avg. Stride Freq. [Hz]	2.5	2.5	2.4	2.4	2.3
Avg. Stride Length [m]	6.5	7.7	7.7	7.5	7.4



- [ ] Ranking at each section and finish
- .-.- No data available at this section
- NA No data available





Horse/Jockey Name	The Naked Lady
Final Rank	8
Fastest Section Time (Section)	0:10.44 (800m)
Top Speed [km/h] (Section)	69.0 (800m)
Race State	Finished

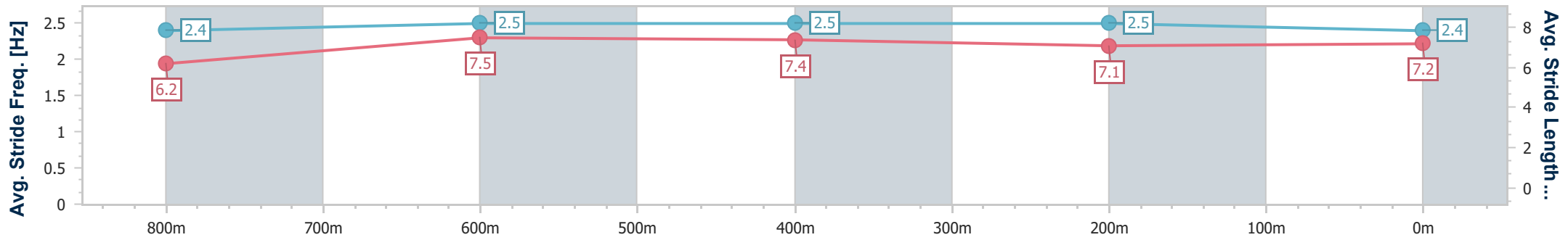
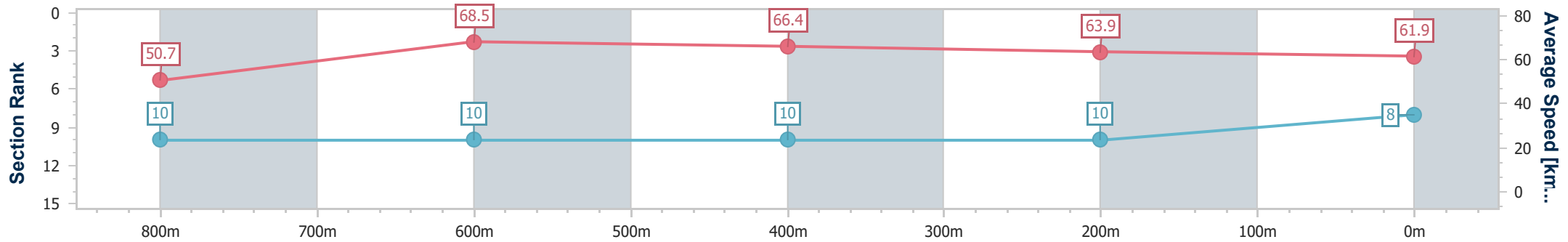


Aquis Park Gold Coast QLD Professional  
Race 5: TERRECO RESOURCES Class 1 Handicap - 1000m



08 February 2025 - 16:44  
Track Rating: Soft 5, Weather: Fine, Rail Position: +5m 900m-  
W/Post; +3m Remainder

Section	Overall	800m	600m	400m	200m
Section Times	0:58.30 [8] (0:14.17)	0:44.13 [10] (0:10.44)	0:33.69 [10] (0:10.80)	0:22.89 [10] (0:11.26)	0:11.63 [10] (0:11.63)
Average Speed [km/h]	50.7	68.5	66.4	63.9	61.9
Top Speed [km/h]	67.9	69.0	67.3	66.0	64.3
Avg. Dist. to Rail [m]	3.7	1.4	0.9	0.3	0.4
Avg. Stride Freq. [Hz]	2.4	2.5	2.5	2.5	2.4
Avg. Stride Length [m]	6.2	7.5	7.4	7.1	7.2



- [ ] Ranking at each section and finish
- .-.- No data available at this section
- NA No data available



Horse/Jockey Name	Toute Sweet
Final Rank	9
Fastest Section Time (Section)	0:10.57 (800m)
Top Speed [km/h] (Section)	70.6 (Overall)
Race State	Finished

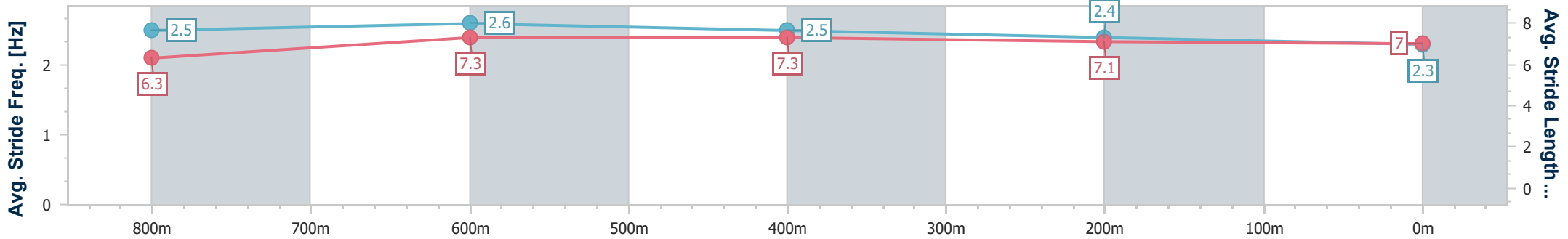
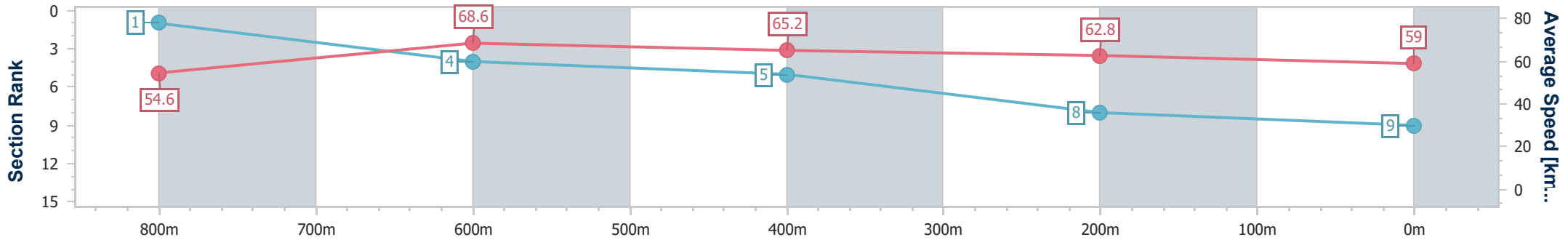


Aquis Park Gold Coast QLD Professional  
 Race 5: TERRECO RESOURCES Class 1 Handicap - 1000m



08 February 2025 - 16:44  
 Track Rating: Soft 5, Weather: Fine, Rail Position: +5m 900m-  
 W/Post; +3m Remainder

Section	Overall	800m	600m	400m	200m
Section Times	0:58.67 [9] (0:13.31)	0:45.36 [1] (0:10.57)	0:34.79 [4] (0:11.09)	0:23.70 [5] (0:11.47)	0:12.23 [8] (0:12.23)
Average Speed [km/h]	54.6	68.6	65.2	62.8	59.0
Top Speed [km/h]	70.6	70.6	67.0	64.4	61.5
Avg. Dist. to Rail [m]	6.3	2.3	0.6	2.5	4.2
Avg. Stride Freq. [Hz]	2.5	2.6	2.5	2.4	2.3
Avg. Stride Length [m]	6.3	7.3	7.3	7.1	7.0



- [ ] Ranking at each section and finish
- .-.- No data available at this section
- NA No data available



Horse/Jockey Name	Bee Two
Final Rank	10
Fastest Section Time (Section)	0:10.37 (800m)
Top Speed [km/h] (Section)	70.9 (800m)
Race State	Finished



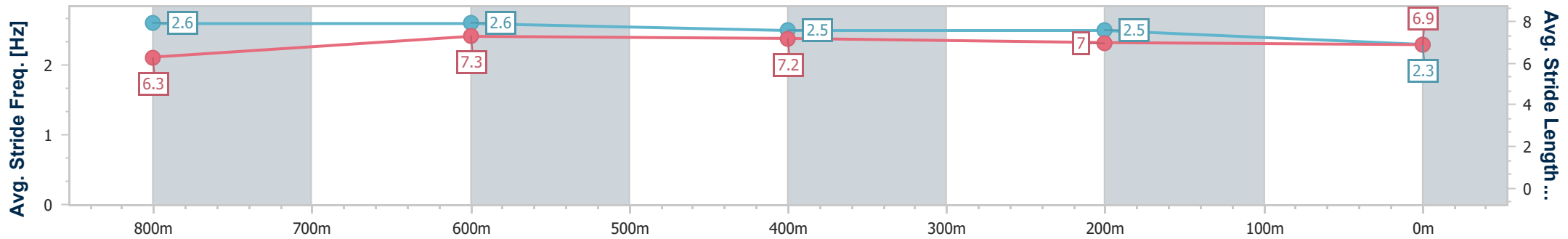
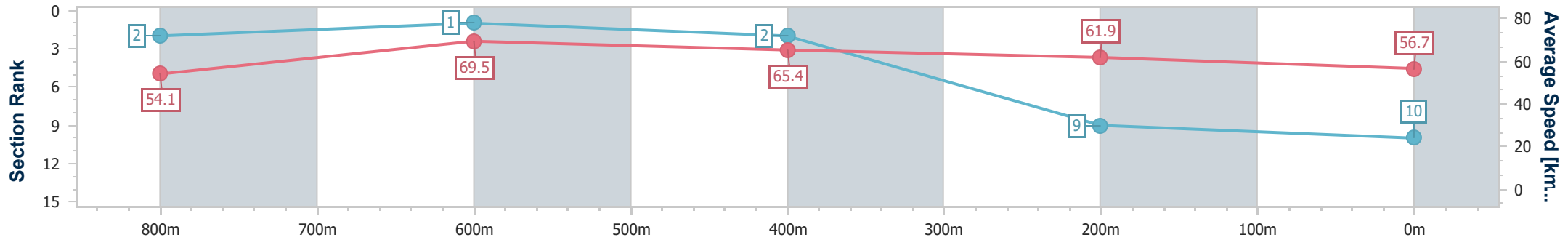
Aquis Park Gold Coast QLD Professional  
Race 5: TERRECO RESOURCES Class 1 Handicap - 1000m



08 February 2025 - 16:44

Track Rating: Soft 5, Weather: Fine, Rail Position: +5m 900m-  
W/Post; +3m Remainder

Section	Overall	800m	600m	400m	200m
Section Times	0:59.15 [10] (0:13.34)	0:45.81 [2] (0:10.37)	0:35.44 [1] (0:11.07)	0:24.37 [2] (0:11.71)	0:12.66 [9] (0:12.66)
Average Speed [km/h]	54.1	69.5	65.4	61.9	56.7
Top Speed [km/h]	70.7	70.9	67.8	63.0	59.7
Avg. Dist. to Rail [m]	3.6	0.8	1.4	1.6	2.3
Avg. Stride Freq. [Hz]	2.6	2.6	2.5	2.5	2.3
Avg. Stride Length [m]	6.3	7.3	7.2	7.0	6.9



- [ ] Ranking at each section and finish
- .-.- No data available at this section
- NA No data available