



# Doomben QLD Professional

## Race 1: RACECOURSE VILLAGE QTIS Two-Year-Old Handicap - 1110m

08 February 2025 - 12:13



BRISBANE  
RACING CLUB

Track Rating: Good 4, Weather: Fine, Rail Position: +2m Entire

Section		Overall	1000m	800m	600m	400m	200m	Last 600m				
Field Times		1:04.99 (0:08.51)	0:56.48 (0:11.08)	0:45.40 (0:11.62)	0:33.78 (0:11.33)	0:22.45 (0:10.87)	0:11.58 (0:11.58)	0:33.78				
Rank	TAB Horse/Jockey	Barrier	Top Speed [km/h]	Fastest Section	Overall	1000m	800m	600m	400m	200m	Margin	Distance Travelled [m]
1	8 SUNRAYS Cejay Graham	4	68.8 400m	0:08.74 Overall	1:04.99 [1] (0:08.74)	0:56.25 [3] (0:11.23)	0:45.02 [4] (0:11.72)	0:33.30 [4] (0:11.44)	0:21.86 [4] (0:10.76)	0:11.10 [4] (0:11.10)	1:04.99	0:33.30
2	6 PRETTY DUBIOUS Vlad Duric	3	67.2 1000m	0:08.51 Overall	1:05.16 [2] (0:08.51)	0:56.65 [1] (0:11.08)	0:45.57 [1] (0:11.62)	0:33.95 [1] (0:11.33)	0:22.62 [1] (0:10.87)	0:11.75 [1] (0:11.75)	1L	0:33.95 -2
3	5 JAGGERY Nikita Beriman	6	67.2 1000m	0:08.58 Overall	1:05.44 [3] (0:08.58)	0:56.86 [2] (0:11.05)	0:45.81 [2] (0:11.66)	0:34.15 [2] (0:11.40)	0:22.75 [2] (0:10.99)	0:11.76 [2] (0:11.76)	2.66L	0:34.15 +0
4	1 BETTERLUCKNEXTTIME Tahlia Fenlon	2	67.2 1000m	0:08.97 Overall	1:05.48 [4] (0:08.97)	0:56.51 [5] (0:10.97)	0:45.54 [3] (0:11.59)	0:33.95 [3] (0:11.37)	0:22.58 [3] (0:10.91)	0:11.67 [3] (0:11.67)	2.93L	0:33.95 -7
5	10 PROFOUNDLY Taylor Marshall	5	66.5 1000m	0:08.88 Overall	1:05.71 [5] (0:08.88)	0:56.83 [4] (0:11.18)	0:45.65 [5] (0:11.80)	0:33.85 [6] (0:11.43)	0:22.42 [6] (0:11.07)	0:11.35 [6] (0:11.35)	4.26L	0:33.85 +0
6	9 LONESOME SOUL Emily Lang	1	67.1 1000m	0:09.22 Overall	1:05.83 [6] (0:09.22)	0:56.61 [7] (0:11.01)	0:45.60 [6] (0:11.62)	0:33.98 [5] (0:11.38)	0:22.60 [5] (0:11.06)	0:11.54 [5] (0:11.54)	4.97L	0:33.98 -3
7	4 DRINKWATER Heavelon Van	7	67.8 1000m	0:09.06 Overall	1:06.26 [7] (0:09.06)	0:57.20 [6] (0:11.18)	0:46.02 [7] (0:11.96)	0:34.06 [7] (0:11.42)	0:22.64 [7] (0:10.98)	0:11.66 [7] (0:11.66)	7.47L	0:34.06 +0

Scratched: Atomic Time (#2), Son Of A Lie (#11), Impervious (#7), Caraceni (#3)

[ ] Ranking at each section and finish  
 -:-:- No data available at this section  
 NA No data available

SCN Saddle cloth number  
 DNF Did not finish  
 DNT Did not track



Horse/Jockey Name	Sunrays
Final Rank	1
Fastest Section Time (Section)	0:08.74 (Overall)
Top Speed [km/h] (Section)	68.8 (400m)
Race State	Finished



**Doomben QLD Professional**  
**Race 1: RACECOURSE VILLAGE QTIS Two-Year-Old Handicap**  
 - 1110m

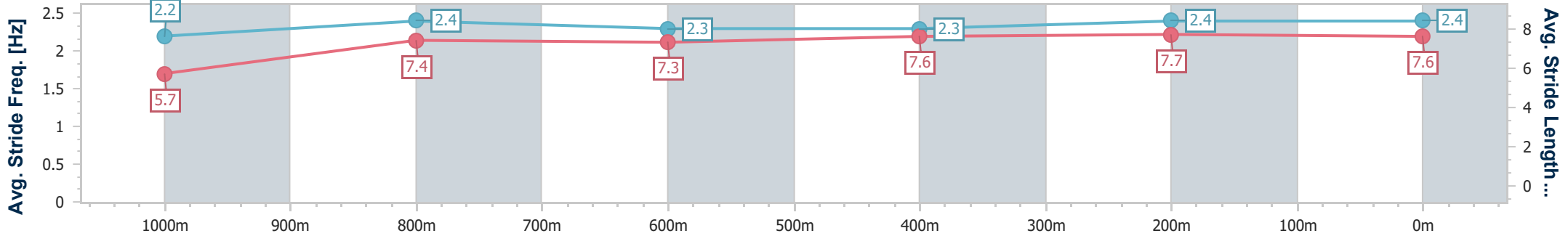
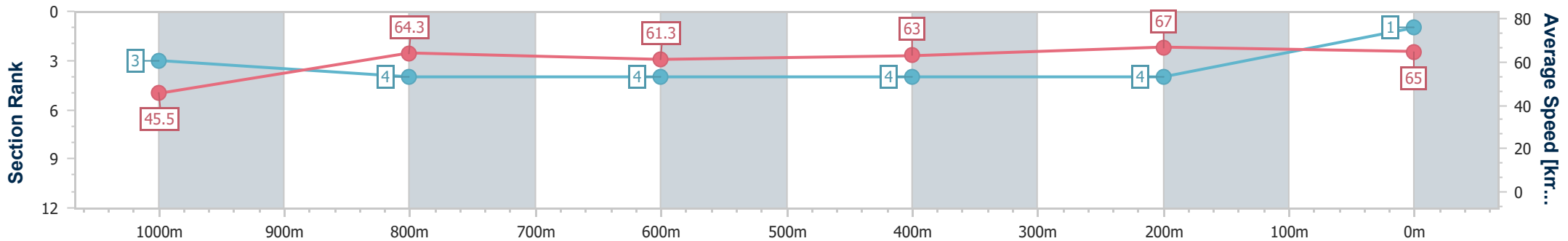


**BRISBANE**  
 RACING CLUB

08 February 2025 - 12:13

Track Rating: Good 4, Weather: Fine, Rail Position: +2m Entire

Section	Overall	1000m	800m	600m	400m	200m
Section Times	1:04.99 [1] (0:08.74)	0:56.25 [3] (0:11.23)	0:45.02 [4] (0:11.72)	0:33.30 [4] (0:11.44)	0:21.86 [4] (0:10.76)	0:11.10 [4] (0:11.10)
Average Speed [km/h]	45.5	64.3	61.3	63.0	67.0	65.0
Top Speed [km/h]	65.6	65.9	62.9	65.3	68.8	66.6
Avg. Dist. to Rail [m]	4.5	0.8	0.2	0.3	1.7	2.6
Avg. Stride Freq. [Hz]	2.2	2.4	2.3	2.3	2.4	2.4
Avg. Stride Length [m]	5.7	7.4	7.3	7.6	7.7	7.6



- [ ] Ranking at each section and finish
- .-.- No data available at this section
- NA No data available



Horse/Jockey Name	Pretty Dubious
Final Rank	2
Fastest Section Time (Section)	0:08.51 (Overall)
Top Speed [km/h] (Section)	67.2 (1000m)
Race State	Finished



**Doomben QLD Professional**  
**Race 1: RACECOURSE VILLAGE QTIS Two-Year-Old Handicap**  
 - 1110m

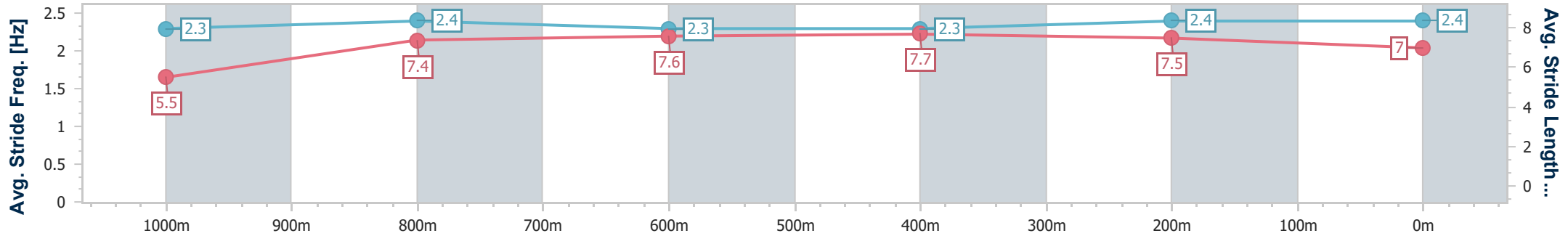
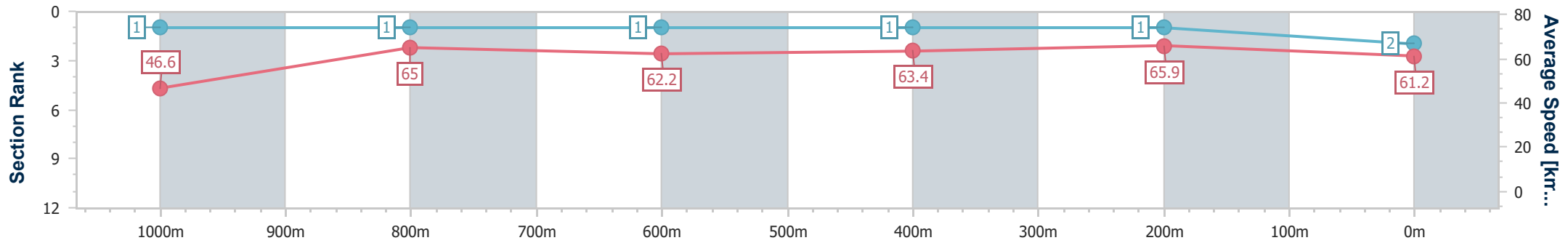


**BRISBANE**  
 RACING CLUB

08 February 2025 - 12:13

Track Rating: Good 4, Weather: Fine, Rail Position: +2m Entire

Section	Overall	1000m	800m	600m	400m	200m
Section Times	1:05.16 [2] (0:08.51)	0:56.65 [1] (0:11.08)	0:45.57 [1] (0:11.62)	0:33.95 [1] (0:11.33)	0:22.62 [1] (0:10.87)	0:11.75 [1] (0:11.75)
Average Speed [km/h]	46.6	65.0	62.2	63.4	65.9	61.2
Top Speed [km/h]	66.9	67.2	62.2	65.6	67.2	65.0
Avg. Dist. to Rail [m]	3.7	1.0	0.5	0.8	1.3	0.9
Avg. Stride Freq. [Hz]	2.3	2.4	2.3	2.3	2.4	2.4
Avg. Stride Length [m]	5.5	7.4	7.6	7.7	7.5	7.0



- [ ] Ranking at each section and finish
- .-.- No data available at this section
- NA No data available



Horse/Jockey Name	Jaggery
Final Rank	3
Fastest Section Time (Section)	0:08.58 (Overall)
Top Speed [km/h] (Section)	67.2 (1000m)
Race State	Finished



**Doomben QLD Professional**  
**Race 1: RACECOURSE VILLAGE QTIS Two-Year-Old Handicap**  
 - 1110m

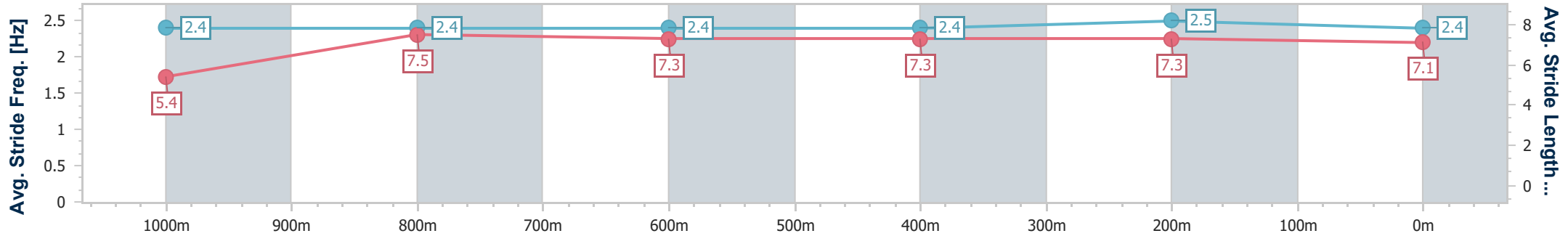
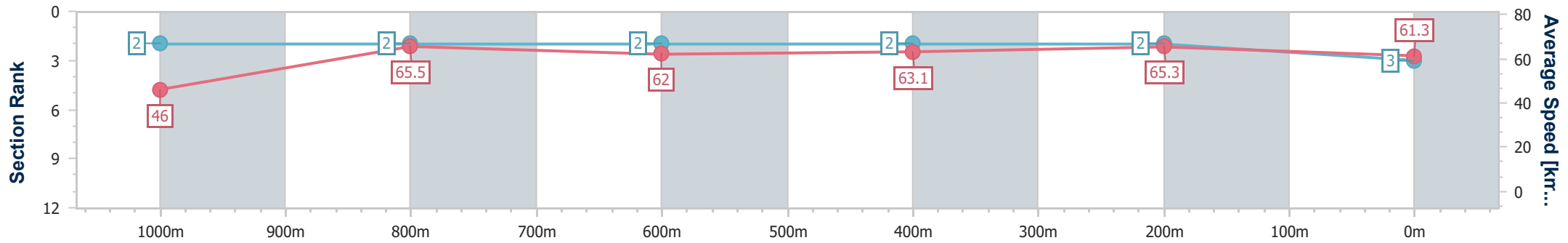


**BRISBANE**  
 RACING CLUB

08 February 2025 - 12:13

Track Rating: Good 4, Weather: Fine, Rail Position: +2m Entire

Section	Overall	1000m	800m	600m	400m	200m
Section Times	1:05.44 [3] (0:08.58)	0:56.86 [2] (0:11.05)	0:45.81 [2] (0:11.66)	0:34.15 [2] (0:11.40)	0:22.75 [2] (0:10.99)	0:11.76 [2] (0:11.76)
Average Speed [km/h]	46.0	65.5	62.0	63.1	65.3	61.3
Top Speed [km/h]	66.4	67.2	62.5	64.1	66.9	65.0
Avg. Dist. to Rail [m]	7.4	2.7	0.6	0.4	0.6	0.6
Avg. Stride Freq. [Hz]	2.4	2.4	2.4	2.4	2.5	2.4
Avg. Stride Length [m]	5.4	7.5	7.3	7.3	7.3	7.1



- [ ] Ranking at each section and finish
- .-.-.- No data available at this section
- NA No data available



Horse/Jockey Name	Betterlucknexttime
Final Rank	4
Fastest Section Time (Section)	0:08.97 (Overall)
Top Speed [km/h] (Section)	67.2 (1000m)
Race State	Finished



**Doomben QLD Professional**  
**Race 1: RACECOURSE VILLAGE QTIS Two-Year-Old Handicap**  
 - 1110m

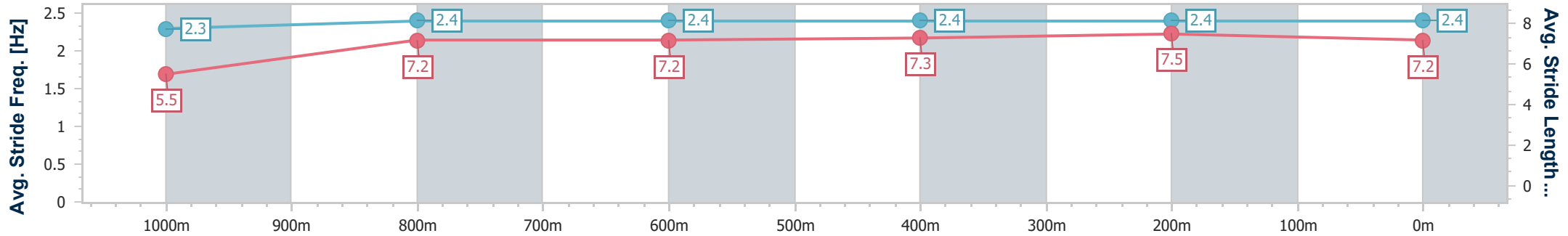
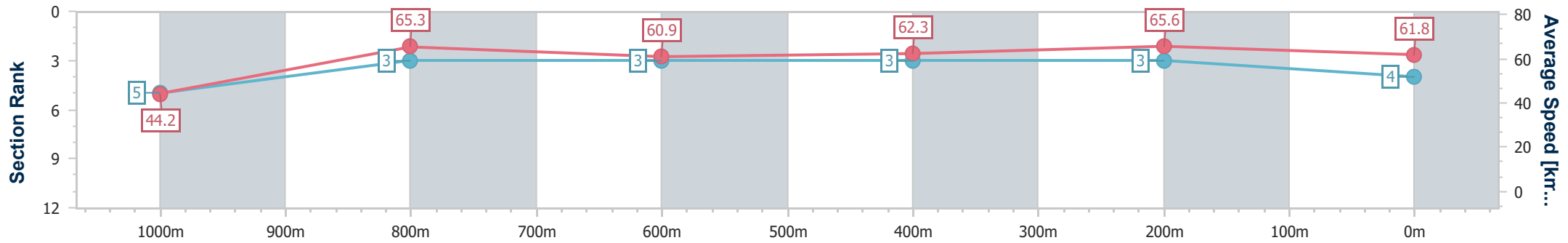


**BRISBANE**  
 RACING CLUB

08 February 2025 - 12:13

Track Rating: Good 4, Weather: Fine, Rail Position: +2m Entire

Section	Overall	1000m	800m	600m	400m	200m
Section Times	1:05.48 [4] (0:08.97)	0:56.51 [5] (0:10.97)	0:45.54 [3] (0:11.59)	0:33.95 [3] (0:11.37)	0:22.58 [3] (0:10.91)	0:11.67 [3] (0:11.67)
Average Speed [km/h]	44.2	65.3	60.9	62.3	65.6	61.8
Top Speed [km/h]	64.2	67.2	61.9	64.1	66.5	65.1
Avg. Dist. to Rail [m]	1.9	1.5	3.7	3.0	1.0	1.9
Avg. Stride Freq. [Hz]	2.3	2.4	2.4	2.4	2.4	2.4
Avg. Stride Length [m]	5.5	7.2	7.2	7.3	7.5	7.2



- [ ] Ranking at each section and finish
- .-.- No data available at this section
- NA No data available



Horse/Jockey Name	Profoundly
Final Rank	5
Fastest Section Time (Section)	0:08.88 (Overall)
Top Speed [km/h] (Section)	66.5 (1000m)
Race State	Finished



**Doomben QLD Professional**  
**Race 1: RACECOURSE VILLAGE QTIS Two-Year-Old Handicap**  
 - 1110m

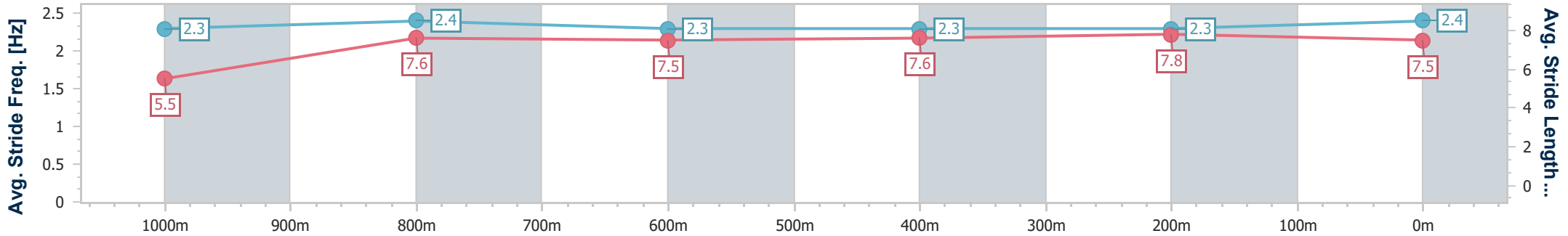
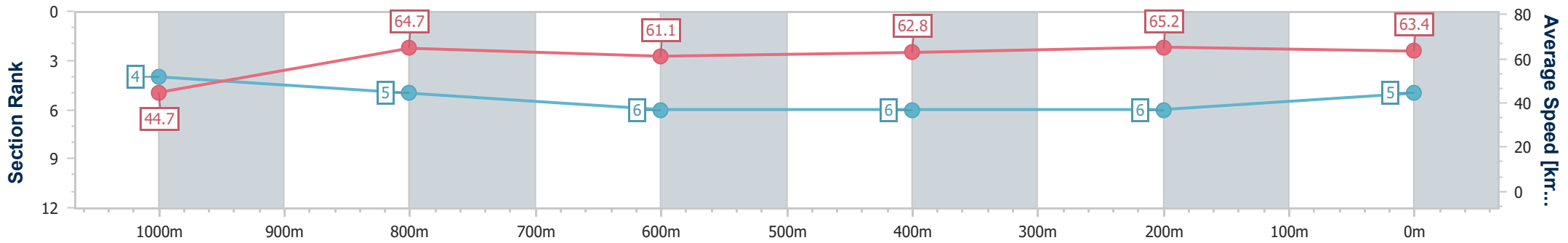


**BRISBANE**  
 RACING CLUB

08 February 2025 - 12:13

Track Rating: Good 4, Weather: Fine, Rail Position: +2m Entire

Section	Overall	1000m	800m	600m	400m	200m
Section Times	1:05.71 [5] (0:08.88)	0:56.83 [4] (0:11.18)	0:45.65 [5] (0:11.80)	0:33.85 [6] (0:11.43)	0:22.42 [6] (0:11.07)	0:11.35 [6] (0:11.35)
Average Speed [km/h]	44.7	64.7	61.1	62.8	65.2	63.4
Top Speed [km/h]	63.5	66.5	63.8	63.7	65.9	65.4
Avg. Dist. to Rail [m]	5.4	1.6	0.3	0.2	0.9	2.0
Avg. Stride Freq. [Hz]	2.3	2.4	2.3	2.3	2.3	2.4
Avg. Stride Length [m]	5.5	7.6	7.5	7.6	7.8	7.5



- [ ] Ranking at each section and finish
- .-.- No data available at this section
- NA No data available



Horse/Jockey Name	Lonesome Soul
Final Rank	6
Fastest Section Time (Section)	0:09.22 (Overall)
Top Speed [km/h] (Section)	67.1 (1000m)
Race State	Finished



**Doomben QLD Professional**  
**Race 1: RACECOURSE VILLAGE QTIS Two-Year-Old Handicap**  
 - 1110m

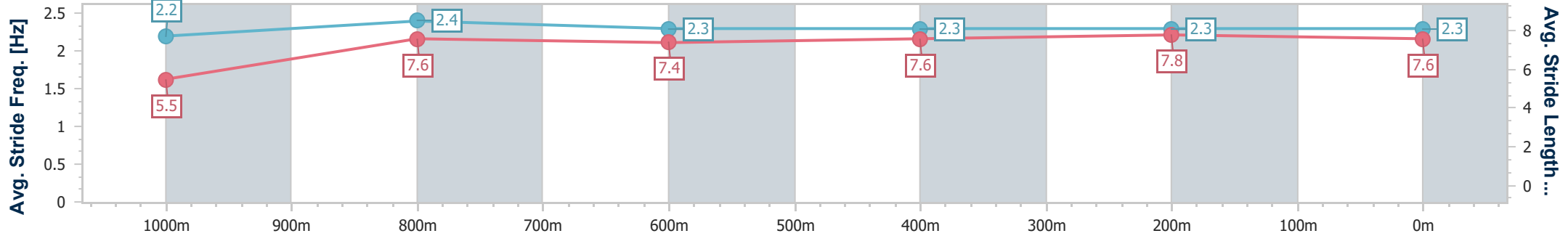
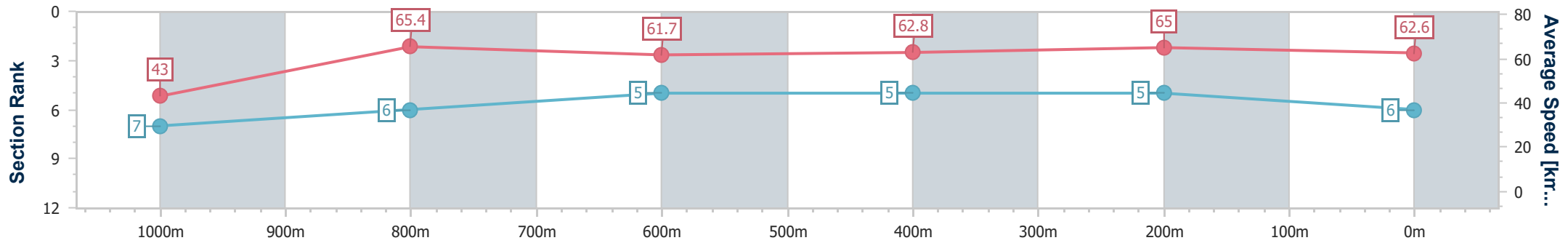


**BRISBANE**  
 RACING CLUB

08 February 2025 - 12:13

Track Rating: Good 4, Weather: Fine, Rail Position: +2m Entire

Section	Overall	1000m	800m	600m	400m	200m
Section Times	1:05.83 [6] (0:09.22)	0:56.61 [7] (0:11.01)	0:45.60 [6] (0:11.62)	0:33.98 [5] (0:11.38)	0:22.60 [5] (0:11.06)	0:11.54 [5] (0:11.54)
Average Speed [km/h]	43.0	65.4	61.7	62.8	65.0	62.6
Top Speed [km/h]	63.6	67.1	64.4	65.3	66.4	63.6
Avg. Dist. to Rail [m]	2.0	0.4	0.7	1.2	1.1	1.0
Avg. Stride Freq. [Hz]	2.2	2.4	2.3	2.3	2.3	2.3
Avg. Stride Length [m]	5.5	7.6	7.4	7.6	7.8	7.6



- [ ] Ranking at each section and finish
- .-.- No data available at this section
- NA No data available



Horse/Jockey Name	Drinkwater
Final Rank	7
Fastest Section Time (Section)	0:09.06 (Overall)
Top Speed [km/h] (Section)	67.8 (1000m)
Race State	Finished



**Doomben QLD Professional**  
**Race 1: RACECOURSE VILLAGE QTIS Two-Year-Old Handicap**  
 - 1110m

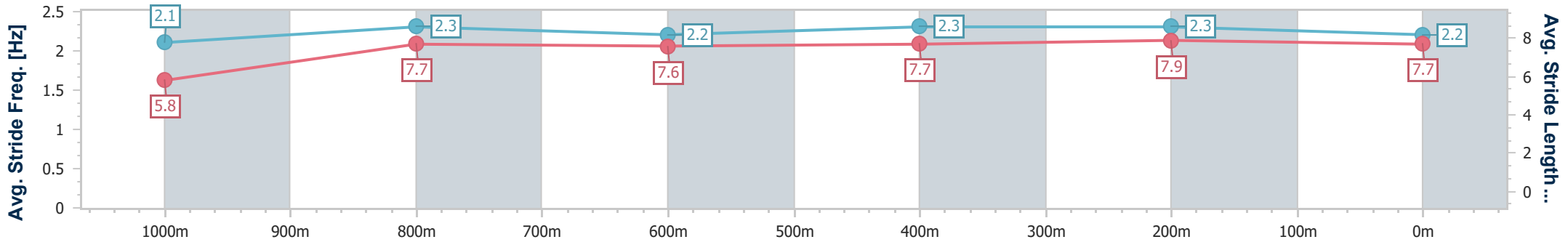
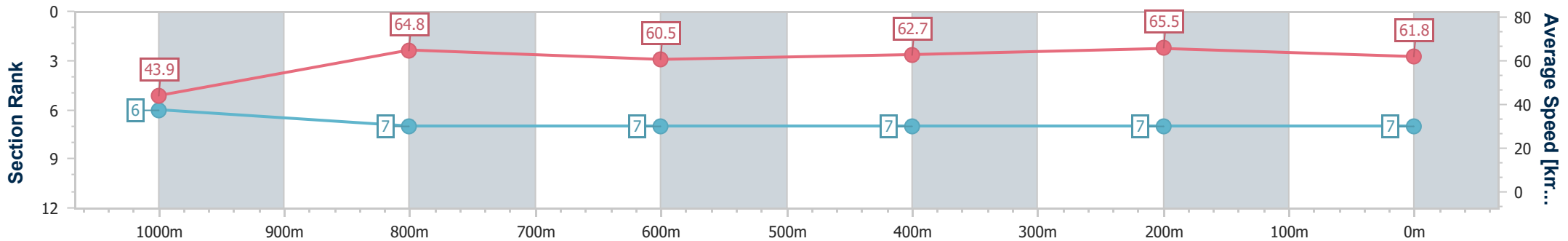


**BRISBANE**  
 RACING CLUB

08 February 2025 - 12:13

Track Rating: Good 4, Weather: Fine, Rail Position: +2m Entire

Section	Overall	1000m	800m	600m	400m	200m
Section Times	1:06.26 [7] (0:09.06)	0:57.20 [6] (0:11.18)	0:46.02 [7] (0:11.96)	0:34.06 [7] (0:11.42)	0:22.64 [7] (0:10.98)	0:11.66 [7] (0:11.66)
Average Speed [km/h]	43.9	64.8	60.5	62.7	65.5	61.8
Top Speed [km/h]	63.0	67.8	63.8	64.3	66.3	65.2
Avg. Dist. to Rail [m]	7.8	3.0	0.6	1.1	2.2	3.2
Avg. Stride Freq. [Hz]	2.1	2.3	2.2	2.3	2.3	2.2
Avg. Stride Length [m]	5.8	7.7	7.6	7.7	7.9	7.7



- [ ] Ranking at each section and finish
- .-.- No data available at this section
- NA No data available