



Doomben QLD Professional

Race 2: GIRLS DAY OUT 1 MARCH BENCHMARK 68 Handicap - 1600m

08 February 2025 - 12:48



BRISBANE
RACING CLUB

Track Rating: Good 4, Weather: Fine, Rail Position: +2m Entire

Section		Overall	1400m	1200m	1000m	800m	600m	400m	Last 600m				
Field Times		1:37.17 (0:14.12)	1:23.05 (0:12.40)	1:10.65 (0:12.56)	0:58.09 (0:12.68)	0:45.41 (0:12.01)	0:33.40 (0:11.31)	0:22.09 (0:10.77)	0:33.40				
Rank	TAB Horse/Jockey	Barrier	Top Speed [km/h]	Fastest Section									Distance Travelled [m]
1	3 JUST FLYING Emily Lang	9	67.4 400m	0:10.77 400m	1:37.17 [1] (0:14.12)	1:23.05 [1] (0:12.40)	1:10.65 [1] (0:12.56)	0:58.09 [1] (0:12.68)	0:45.41 [1] (0:12.01)	0:33.40 [1] (0:11.31)	0:22.09 [1] (0:10.77)	0:33.40	
2	6 JOVITA Michael Rodd	6	69.7 400m	0:10.66 400m	1:37.42 [2] (0:14.51)	1:22.91 [3] (0:12.41)	1:10.50 [4] (0:12.54)	0:57.96 [4] (0:12.75)	0:45.21 [4] (0:12.05)	0:33.16 [5] (0:11.14)	0:22.02 [3] (0:10.66)	0:33.16	+7
3	5 SHADOW POWER Mark Du Plessis	10	69.9 400m	0:10.59 400m	1:37.48 [3] (0:15.13)	1:22.35 [10] (0:12.32)	1:10.03 [10] (0:12.59)	0:57.44 [9] (0:12.86)	0:44.58 [10] (0:11.91)	0:32.67 [10] (0:11.16)	0:21.51 [9] (0:10.59)	0:32.67	+10
4	8 WIREWALKER James Orman	1	68.1 400m	0:10.82 400m	1:37.49 [4] (0:14.86)	1:22.63 [8] (0:12.22)	1:10.41 [5] (0:12.73)	0:57.68 [7] (0:12.67)	0:45.01 [7] (0:11.80)	0:33.21 [6] (0:11.28)	0:21.93 [5] (0:10.82)	0:33.21	-10
5	11 POUTCHEK Nikita Beriman	5	69.2 400m	0:10.49 400m	1:37.54 [5] (0:14.86)	1:22.68 [7] (0:12.42)	1:10.26 [8] (0:12.61)	0:57.65 [8] (0:12.77)	0:44.88 [8] (0:11.93)	0:32.95 [8] (0:11.18)	0:21.77 [7] (0:10.49)	0:32.95	+2
6	7 WHISTLING SPIRIT Samantha Collett	2	66.4 400m	0:10.92 400m	1:37.91 [6] (0:14.51)	1:23.40 [4] (0:12.34)	1:11.06 [3] (0:12.59)	0:58.47 [3] (0:12.77)	0:45.70 [3] (0:11.97)	0:33.73 [3] (0:11.25)	0:22.48 [4] (0:10.92)	0:33.73	-1
7	9 SERENADE THE CAT Tahlia Fenlon	8	66.5 400m	0:10.94 400m	1:37.96 [7] (0:14.32)	1:23.64 [2] (0:12.39)	1:11.25 [2] (0:12.58)	0:58.67 [2] (0:12.64)	0:46.03 [2] (0:12.14)	0:33.89 [2] (0:11.27)	0:22.62 [2] (0:10.94)	0:33.89	+6
8	4 REBEL'S EDGE Vlad Duric	7	69.7 400m	0:10.62 400m	1:37.99 [8] (0:15.07)	1:22.92 [9] (0:12.33)	1:10.59 [9] (0:12.70)	0:57.89 [10] (0:12.70)	0:45.19 [9] (0:11.96)	0:33.23 [9] (0:11.27)	0:21.96 [10] (0:10.62)	0:33.23	+9
9	2 TUHINGA Paul Hamblin	3	68.2 400m	0:10.84 400m	1:38.02 [9] (0:14.76)	1:23.26 [6] (0:12.49)	1:10.77 [7] (0:12.52)	0:58.25 [6] (0:12.70)	0:45.55 [6] (0:12.07)	0:33.48 [7] (0:11.27)	0:22.21 [8] (0:10.84)	0:33.48	+7
10	1 SHARP DAZZLER Courtney Bellamy	4	67.4 400m	0:10.95 400m	1:38.10 [10] (0:14.65)	1:23.45 [5] (0:12.49)	1:10.96 [6] (0:12.58)	0:58.38 [5] (0:12.63)	0:45.75 [5] (0:11.89)	0:33.86 [4] (0:11.39)	0:22.47 [6] (0:10.95)	0:33.86	+10

Scratched: Sobute (#10)

[] Ranking at each section and finish
 -:-:- No data available at this section
 NA No data available

SCN Saddle cloth number
 DNF Did not finish
 DNT Did not track



Doomben QLD Professional

Race 2: GIRLS DAY OUT 1 MARCH BENCHMARK 68 Handicap - 1600m

08 February 2025 - 12:48



BRISBANE
RACING CLUB

Track Rating: Good 4, Weather: Fine, Rail Position: +2m Entire

Section				200m				Last 600m	
Field Times				0:11.32 (0:11.32)				0:33.40	
Rank	TAB	Horse/Jockey	Barrier	Top Speed [km/h]	Fastest Section	Margin			Distance Travelled [m]
1	3	JUST FLYING Emily Lang	9	67.4 400m	0:10.77 400m	0:11.32 [1] (0:11.32)	1:37.17		0:33.40
2	6	JOVITA Michael Rodd	6	69.7 400m	0:10.66 400m	0:11.36 [2] (0:11.36)	1.47L		0:33.16 +7
3	5	SHADOW POWER Mark Du Plessis	10	69.9 400m	0:10.59 400m	0:10.92 [7] (0:10.92)	1.85L		0:32.67 +10
4	8	WIREWALKER James Orman	1	68.1 400m	0:10.82 400m	0:11.11 [6] (0:11.11)	1.85L		0:33.21 -10
5	11	POUTCHEK Nikita Beriman	5	69.2 400m	0:10.49 400m	0:11.28 [3] (0:11.28)	2.2L		0:32.95 +2
6	7	WHISTLING SPIRIT Samantha Collett	2	66.4 400m	0:10.92 400m	0:11.56 [5] (0:11.56)	4.35L		0:33.73 -1
7	9	SERENADE THE CAT Tahlia Fenlon	8	66.5 400m	0:10.94 400m	0:11.68 [4] (0:11.68)	4.64L		0:33.89 +6
8	4	REBEL'S EDGE Vlad Duric	7	69.7 400m	0:10.62 400m	0:11.34 [9] (0:11.34)	4.83L		0:33.23 +9
9	2	TUHINGA Paul Hamblin	3	68.2 400m	0:10.84 400m	0:11.37 [10] (0:11.37)	5.02L		0:33.48 +7
10	1	SHARP DAZZLER Courtney Bellamy	4	67.4 400m	0:10.95 400m	0:11.52 [8] (0:11.52)	5.45L		0:33.86 +10

Scratched: Sobute (#10)

Report Created: Sat 8 February 2025 13:45 GMT+1 (Note: Timing is based on position data)

Page 2/12

[] Ranking at each section and finish
 :---: No data available at this section
 NA No data available

SCN Saddle cloth number
 DNF Did not finish
 DNT Did not track

data processed by  **TRIPLES DATA**



Horse/Jockey Name	Just Flying
Final Rank	1
Fastest Section Time (Section)	0:10.77 (400m)
Top Speed [km/h] (Section)	67.4 (400m)
Race State	Finished

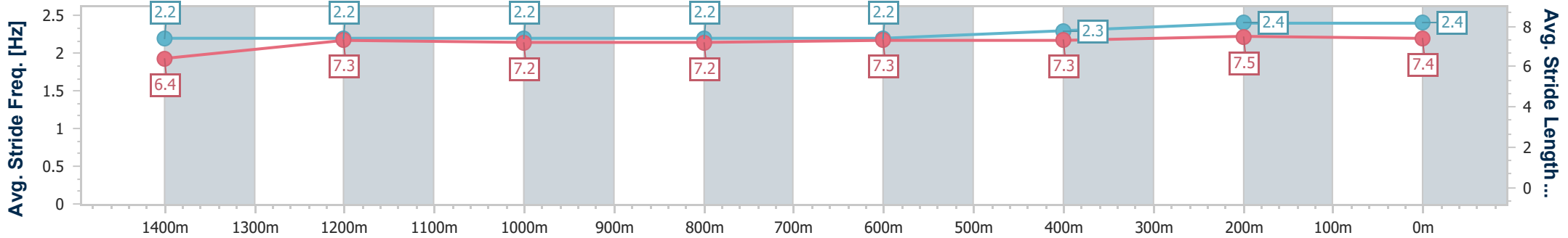
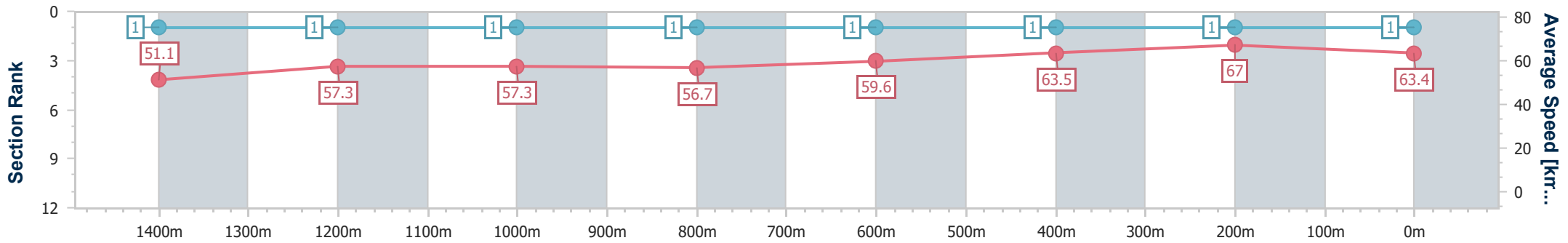


Doomben QLD Professional
Race 2: GIRLS DAY OUT 1 MARCH BENCHMARK 68 Handicap - 1600m
 08 February 2025 - 12:48
 Track Rating: Good 4, Weather: Fine, Rail Position: +2m Entire



BRISBANE
RACING CLUB

Section	Overall	1400m	1200m	1000m	800m	600m	400m	200m
Section Times	1:37.17 [1] (0:14.12)	1:23.05 [1] (0:12.40)	1:10.65 [1] (0:12.56)	0:58.09 [1] (0:12.68)	0:45.41 [1] (0:12.01)	0:33.40 [1] (0:11.31)	0:22.09 [1] (0:10.77)	0:11.32 [1] (0:11.32)
Average Speed [km/h]	51.1	57.3	57.3	56.7	59.6	63.5	67.0	63.4
Top Speed [km/h]	63.4	60.0	58.2	58.0	62.2	65.8	67.4	66.3
Avg. Dist. to Rail [m]	6.3	2.0	1.7	1.4	0.8	0.4	0.4	0.4
Avg. Stride Freq. [Hz]	2.2	2.2	2.2	2.2	2.2	2.3	2.4	2.4
Avg. Stride Length [m]	6.4	7.3	7.2	7.2	7.3	7.3	7.5	7.4



- [] Ranking at each section and finish
- .-.- No data available at this section
- NA No data available



Horse/Jockey Name	Jovita
Final Rank	2
Fastest Section Time (Section)	0:10.66 (400m)
Top Speed [km/h] (Section)	69.7 (400m)
Race State	Finished



Doomben QLD Professional
Race 2: GIRLS DAY OUT 1 MARCH BENCHMARK 68 Handicap - 1600m

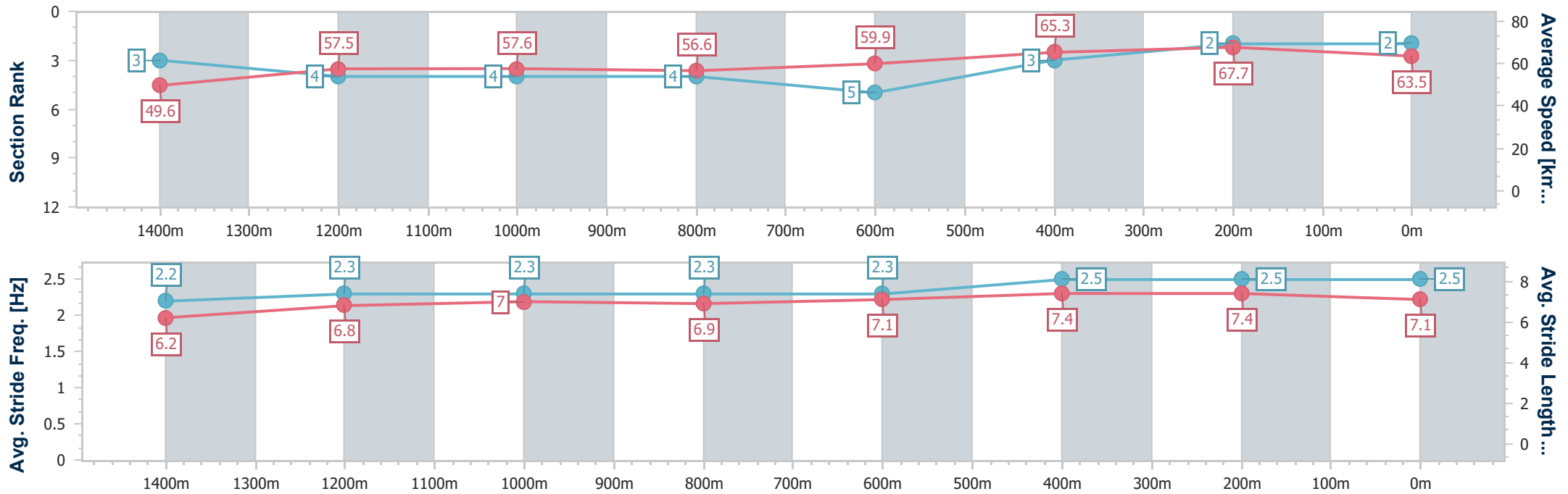


08 February 2025 - 12:48

BRISBANE RACING CLUB

Track Rating: Good 4, Weather: Fine, Rail Position: +2m Entire

Section	Overall	1400m	1200m	1000m	800m	600m	400m	200m
Section Times	1:37.42 [2] (0:14.51)	1:22.91 [3] (0:12.41)	1:10.50 [4] (0:12.54)	0:57.96 [4] (0:12.75)	0:45.21 [4] (0:12.05)	0:33.16 [5] (0:11.14)	0:22.02 [3] (0:10.66)	0:11.36 [2] (0:11.36)
Average Speed [km/h]	49.6	57.5	57.6	56.6	59.9	65.3	67.7	63.5
Top Speed [km/h]	60.9	60.9	58.5	58.2	62.7	67.6	69.7	66.4
Avg. Dist. to Rail [m]	2.7	0.9	0.3	0.8	0.8	1.7	2.6	3.8
Avg. Stride Freq. [Hz]	2.2	2.3	2.3	2.3	2.3	2.5	2.5	2.5
Avg. Stride Length [m]	6.2	6.8	7.0	6.9	7.1	7.4	7.4	7.1



- [] Ranking at each section and finish
- .-.- No data available at this section
- NA No data available



Horse/Jockey Name	Shadow Power
Final Rank	3
Fastest Section Time (Section)	0:10.59 (400m)
Top Speed [km/h] (Section)	69.9 (400m)
Race State	Finished



Doomben QLD Professional
Race 2: GIRLS DAY OUT 1 MARCH BENCHMARK 68 Handicap - 1600m

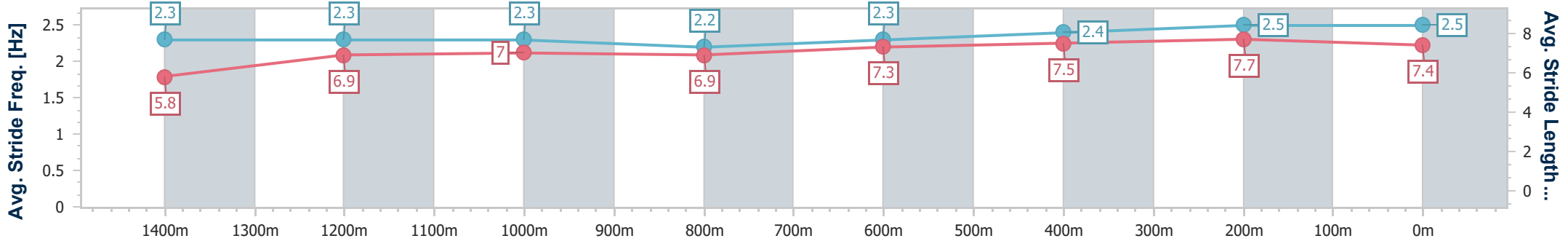
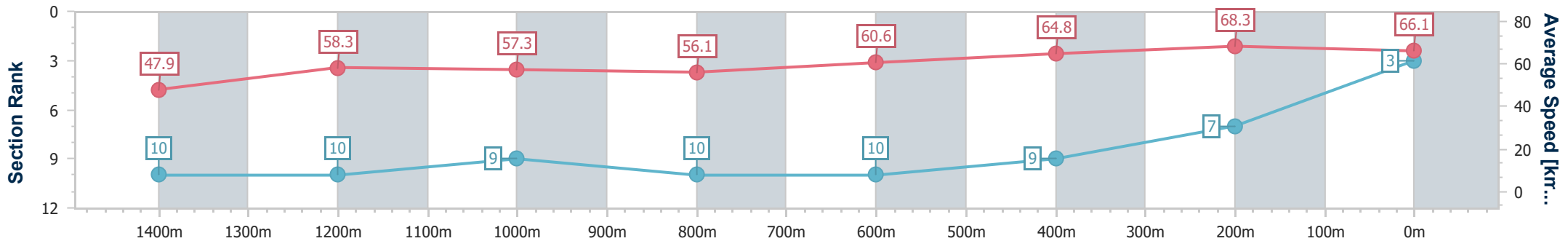


08 February 2025 - 12:48

BRISBANE RACING CLUB

Track Rating: Good 4, Weather: Fine, Rail Position: +2m Entire

Section	Overall	1400m	1200m	1000m	800m	600m	400m	200m
Section Times	1:37.48 [3] (0:15.13)	1:22.35 [10] (0:12.32)	1:10.03 [10] (0:12.59)	0:57.44 [9] (0:12.86)	0:44.58 [10] (0:11.91)	0:32.67 [10] (0:11.16)	0:21.51 [9] (0:10.59)	0:10.92 [7] (0:10.92)
Average Speed [km/h]	47.9	58.3	57.3	56.1	60.6	64.8	68.3	66.1
Top Speed [km/h]	59.2	62.1	61.2	60.6	64.0	66.7	69.9	68.3
Avg. Dist. to Rail [m]	6.1	0.6	1.5	0.9	0.3	1.2	2.3	4.1
Avg. Stride Freq. [Hz]	2.3	2.3	2.3	2.2	2.3	2.4	2.5	2.5
Avg. Stride Length [m]	5.8	6.9	7.0	6.9	7.3	7.5	7.7	7.4



- [] Ranking at each section and finish
- .-.- No data available at this section
- NA No data available



Horse/Jockey Name	Wirewalker
Final Rank	4
Fastest Section Time (Section)	0:10.82 (400m)
Top Speed [km/h] (Section)	68.1 (400m)
Race State	Finished



Doomben QLD Professional
Race 2: GIRLS DAY OUT 1 MARCH BENCHMARK 68 Handicap - 1600m

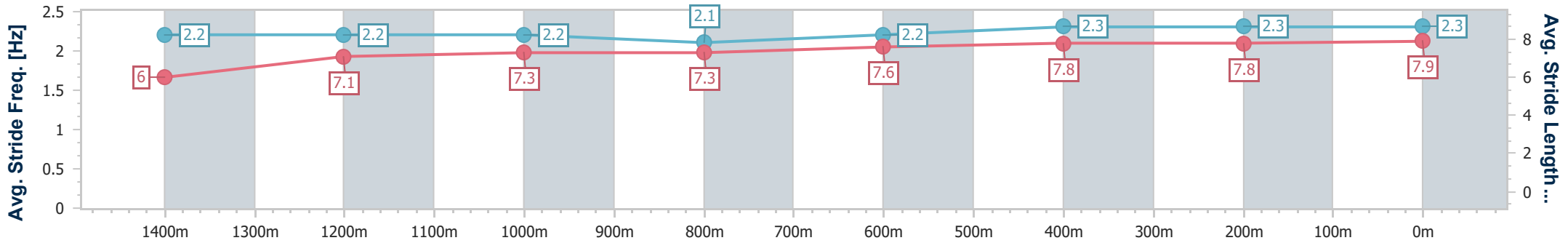
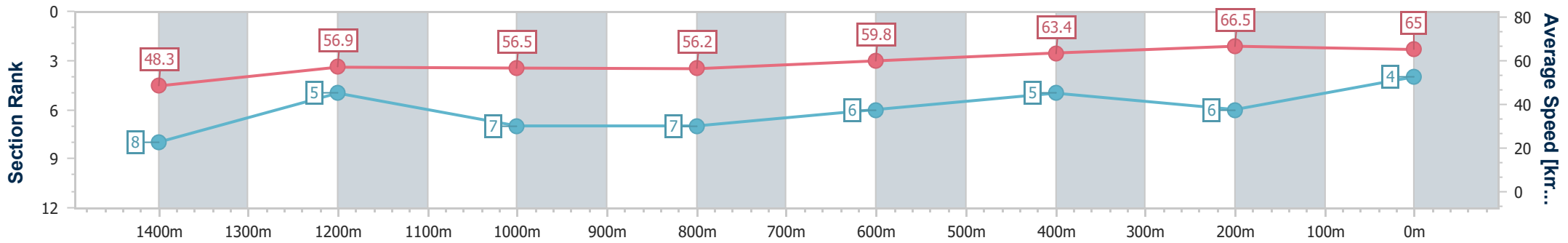


08 February 2025 - 12:48

BRISBANE RACING CLUB

Track Rating: Good 4, Weather: Fine, Rail Position: +2m Entire

Section	Overall	1400m	1200m	1000m	800m	600m	400m	200m
Section Times	1:37.49 [4] (0:14.86)	1:22.63 [8] (0:12.22)	1:10.41 [5] (0:12.73)	0:57.68 [7] (0:12.67)	0:45.01 [7] (0:11.80)	0:33.21 [6] (0:11.28)	0:21.93 [5] (0:10.82)	0:11.11 [6] (0:11.11)
Average Speed [km/h]	48.3	56.9	56.5	56.2	59.8	63.4	66.5	65.0
Top Speed [km/h]	60.4	60.2	58.7	59.0	62.1	64.9	68.1	66.6
Avg. Dist. to Rail [m]	3.5	5.2	3.6	4.2	3.8	1.1	0.9	2.1
Avg. Stride Freq. [Hz]	2.2	2.2	2.2	2.1	2.2	2.3	2.3	2.3
Avg. Stride Length [m]	6.0	7.1	7.3	7.3	7.6	7.8	7.8	7.9



- [] Ranking at each section and finish
- .-.- No data available at this section
- NA No data available



Horse/Jockey Name	Poutchek
Final Rank	5
Fastest Section Time (Section)	0:10.49 (400m)
Top Speed [km/h] (Section)	69.2 (400m)
Race State	Finished



Doomben QLD Professional
Race 2: GIRLS DAY OUT 1 MARCH BENCHMARK 68 Handicap - 1600m

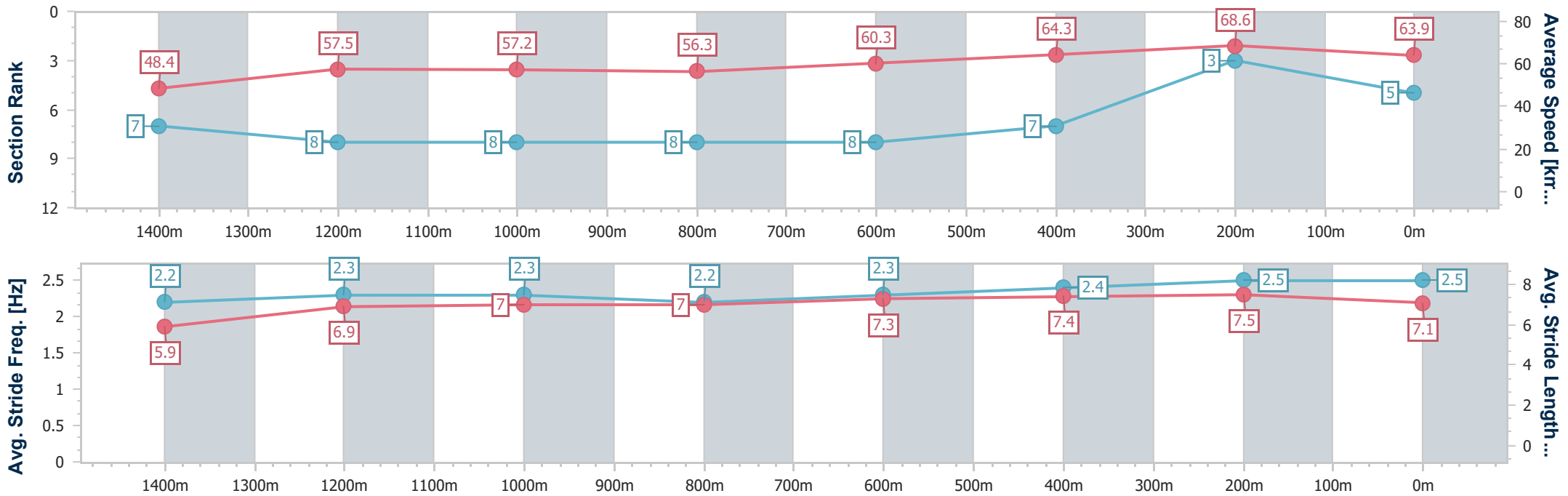


08 February 2025 - 12:48

BRISBANE RACING CLUB

Track Rating: Good 4, Weather: Fine, Rail Position: +2m Entire

Section	Overall	1400m	1200m	1000m	800m	600m	400m	200m
Section Times	1:37.54 [5] (0:14.86)	1:22.68 [7] (0:12.42)	1:10.26 [8] (0:12.61)	0:57.65 [8] (0:12.77)	0:44.88 [8] (0:11.93)	0:32.95 [8] (0:11.18)	0:21.77 [7] (0:10.49)	0:11.28 [3] (0:11.28)
Average Speed [km/h]	48.4	57.5	57.2	56.3	60.3	64.3	68.6	63.9
Top Speed [km/h]	60.2	60.7	59.2	59.3	62.5	68.5	69.2	68.3
Avg. Dist. to Rail [m]	2.8	1.2	0.6	0.5	0.2	0.3	1.2	2.2
Avg. Stride Freq. [Hz]	2.2	2.3	2.3	2.2	2.3	2.4	2.5	2.5
Avg. Stride Length [m]	5.9	6.9	7.0	7.0	7.3	7.4	7.5	7.1



- [] Ranking at each section and finish
- .-.- No data available at this section
- NA No data available



Horse/Jockey Name	Whistling Spirit
Final Rank	6
Fastest Section Time (Section)	0:10.92 (400m)
Top Speed [km/h] (Section)	66.4 (400m)
Race State	Finished



Doomben QLD Professional
Race 2: GIRLS DAY OUT 1 MARCH BENCHMARK 68 Handicap - 1600m

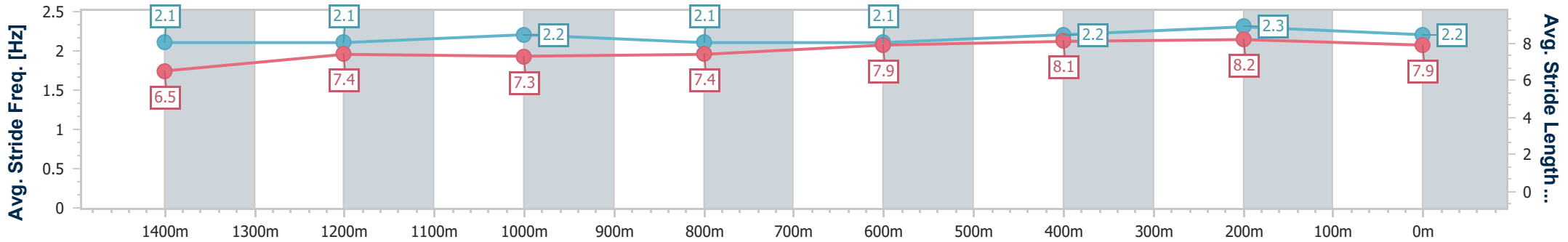
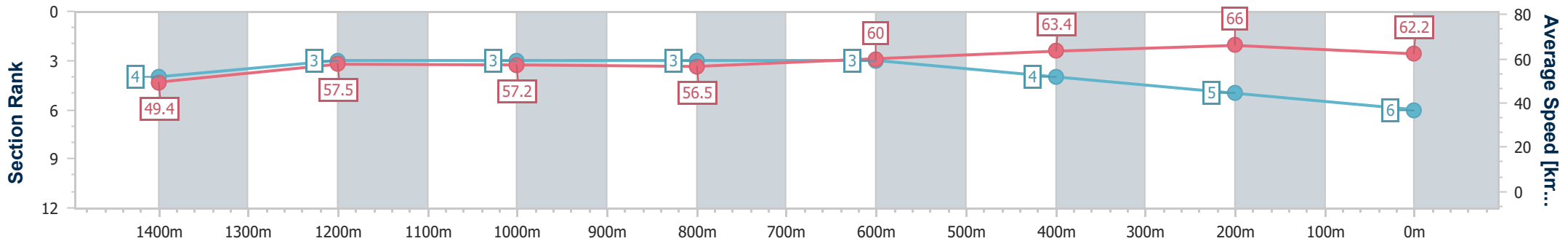


08 February 2025 - 12:48

BRISBANE RACING CLUB

Track Rating: Good 4, Weather: Fine, Rail Position: +2m Entire

Section	Overall	1400m	1200m	1000m	800m	600m	400m	200m
Section Times	1:37.91 [6] (0:14.51)	1:23.40 [4] (0:12.34)	1:11.06 [3] (0:12.59)	0:58.47 [3] (0:12.77)	0:45.70 [3] (0:11.97)	0:33.73 [3] (0:11.25)	0:22.48 [4] (0:10.92)	0:11.56 [5] (0:11.56)
Average Speed [km/h]	49.4	57.5	57.2	56.5	60.0	63.4	66.0	62.2
Top Speed [km/h]	61.5	61.5	58.3	58.0	62.5	65.2	66.4	65.3
Avg. Dist. to Rail [m]	1.2	2.1	0.6	0.2	0.8	1.3	0.5	1.1
Avg. Stride Freq. [Hz]	2.1	2.1	2.2	2.1	2.1	2.2	2.3	2.2
Avg. Stride Length [m]	6.5	7.4	7.3	7.4	7.9	8.1	8.2	7.9



- [] Ranking at each section and finish
- .-.- No data available at this section
- NA No data available



Horse/Jockey Name	Serenade The Cat
Final Rank	7
Fastest Section Time (Section)	0:10.94 (400m)
Top Speed [km/h] (Section)	66.5 (400m)
Race State	Finished



Doomben QLD Professional
Race 2: GIRLS DAY OUT 1 MARCH BENCHMARK 68 Handicap - 1600m

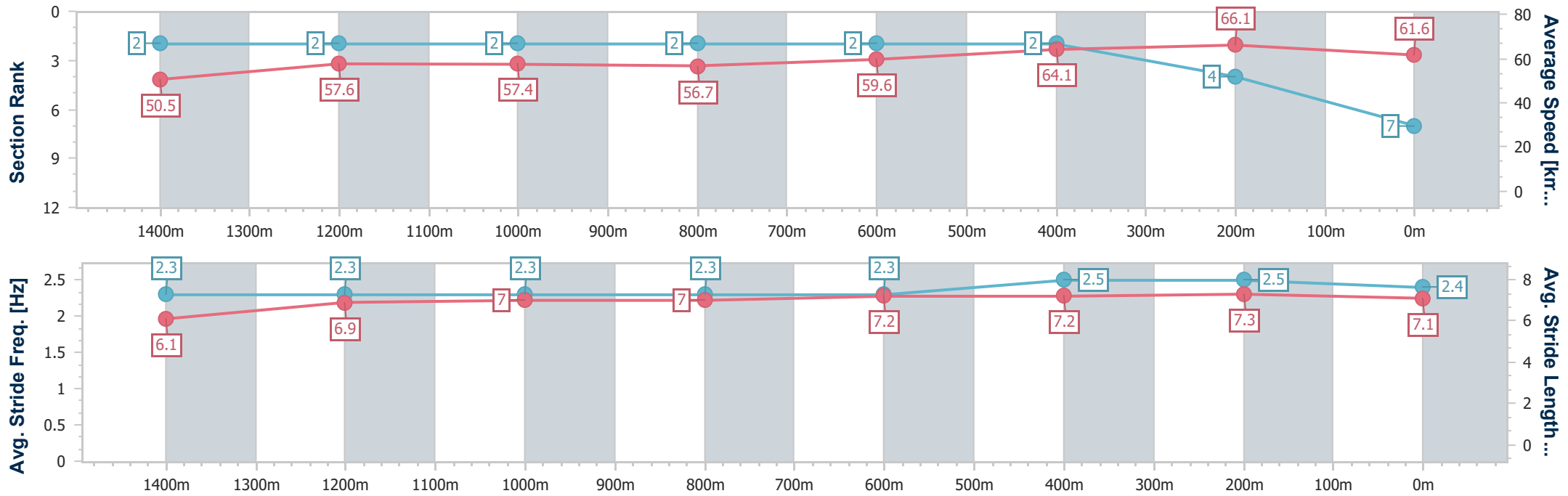


08 February 2025 - 12:48

BRISBANE RACING CLUB

Track Rating: Good 4, Weather: Fine, Rail Position: +2m Entire

Section	Overall	1400m	1200m	1000m	800m	600m	400m	200m
Section Times	1:37.96 [7] (0:14.32)	1:23.64 [2] (0:12.39)	1:11.25 [2] (0:12.58)	0:58.67 [2] (0:12.64)	0:46.03 [2] (0:12.14)	0:33.89 [2] (0:11.27)	0:22.62 [2] (0:10.94)	0:11.68 [4] (0:11.68)
Average Speed [km/h]	50.5	57.6	57.4	56.7	59.6	64.1	66.1	61.6
Top Speed [km/h]	63.2	61.3	57.9	58.5	62.8	66.3	66.5	65.1
Avg. Dist. to Rail [m]	5.1	0.9	0.3	0.4	0.5	0.9	1.5	0.5
Avg. Stride Freq. [Hz]	2.3	2.3	2.3	2.3	2.3	2.5	2.5	2.4
Avg. Stride Length [m]	6.1	6.9	7.0	7.0	7.2	7.2	7.3	7.1



- [] Ranking at each section and finish
- .-.- No data available at this section
- NA No data available



Horse/Jockey Name	Rebel's Edge
Final Rank	8
Fastest Section Time (Section)	0:10.62 (400m)
Top Speed [km/h] (Section)	69.7 (400m)
Race State	Finished

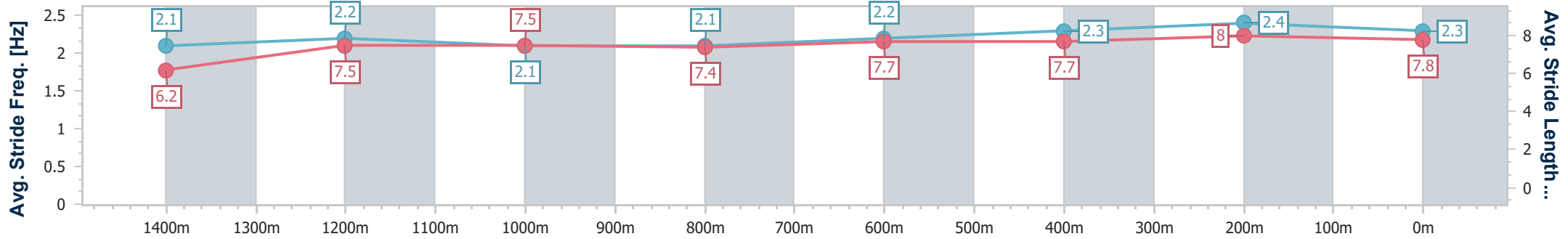
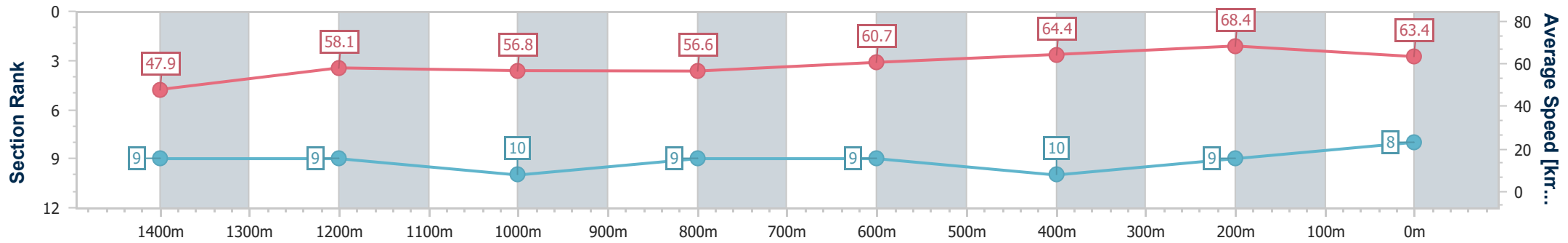


Doomben QLD Professional
Race 2: GIRLS DAY OUT 1 MARCH BENCHMARK 68 Handicap - 1600m
 08 February 2025 - 12:48
 Track Rating: Good 4, Weather: Fine, Rail Position: +2m Entire



BRISBANE
RACING CLUB

Section	Overall	1400m	1200m	1000m	800m	600m	400m	200m
Section Times	1:37.99 [8] (0:15.07)	1:22.92 [9] (0:12.33)	1:10.59 [9] (0:12.70)	0:57.89 [10] (0:12.70)	0:45.19 [9] (0:11.96)	0:33.23 [9] (0:11.27)	0:21.96 [10] (0:10.62)	0:11.34 [9] (0:11.34)
Average Speed [km/h]	47.9	58.1	56.8	56.6	60.7	64.4	68.4	63.4
Top Speed [km/h]	59.2	60.2	59.2	59.3	63.2	66.9	69.7	68.4
Avg. Dist. to Rail [m]	3.6	0.5	0.2	0.4	1.5	1.5	4.0	5.8
Avg. Stride Freq. [Hz]	2.1	2.2	2.1	2.1	2.2	2.3	2.4	2.3
Avg. Stride Length [m]	6.2	7.5	7.5	7.4	7.7	7.7	8.0	7.8



- [] Ranking at each section and finish
- .-.- No data available at this section
- NA No data available



Horse/Jockey Name	Tuhinga
Final Rank	9
Fastest Section Time (Section)	0:10.84 (400m)
Top Speed [km/h] (Section)	68.2 (400m)
Race State	Finished



Doomben QLD Professional
Race 2: GIRLS DAY OUT 1 MARCH BENCHMARK 68 Handicap - 1600m

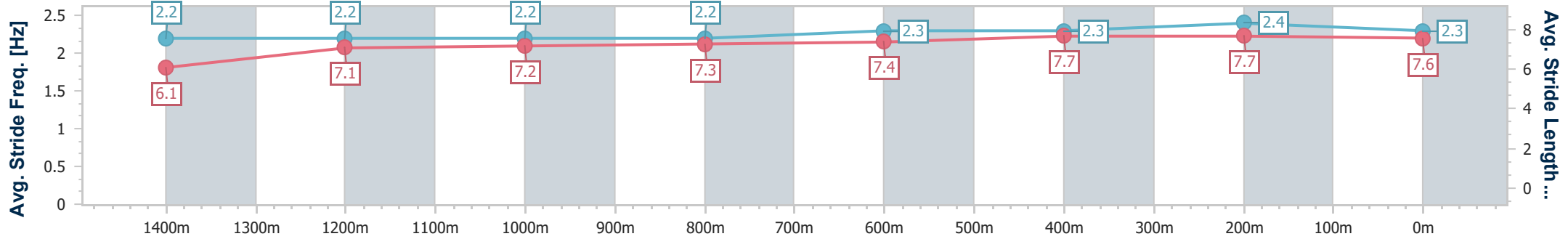
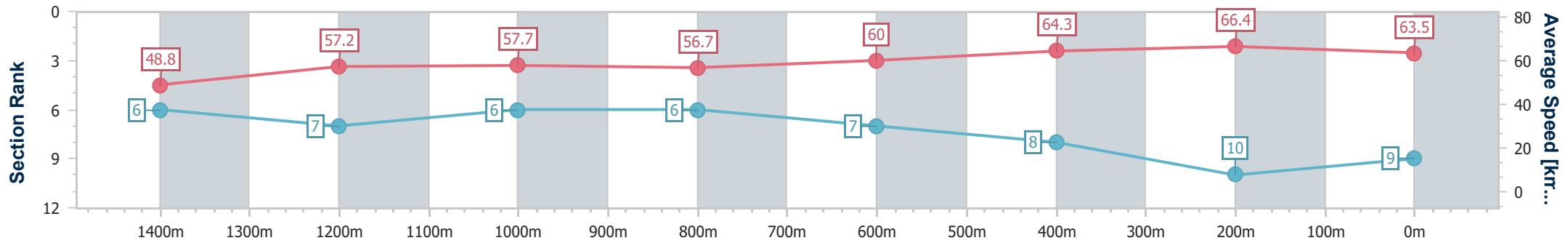


08 February 2025 - 12:48

BRISBANE RACING CLUB

Track Rating: Good 4, Weather: Fine, Rail Position: +2m Entire

Section	Overall	1400m	1200m	1000m	800m	600m	400m	200m
Section Times	1:38.02 [9] (0:14.76)	1:23.26 [6] (0:12.49)	1:10.77 [7] (0:12.52)	0:58.25 [6] (0:12.70)	0:45.55 [6] (0:12.07)	0:33.48 [7] (0:11.27)	0:22.21 [8] (0:10.84)	0:11.37 [10] (0:11.37)
Average Speed [km/h]	48.8	57.2	57.7	56.7	60.0	64.3	66.4	63.5
Top Speed [km/h]	60.2	60.4	59.2	59.5	62.3	65.7	68.2	67.1
Avg. Dist. to Rail [m]	1.3	0.7	0.5	0.3	1.3	1.0	2.1	3.4
Avg. Stride Freq. [Hz]	2.2	2.2	2.2	2.2	2.3	2.3	2.4	2.3
Avg. Stride Length [m]	6.1	7.1	7.2	7.3	7.4	7.7	7.7	7.6



- [] Ranking at each section and finish
- .-.- No data available at this section
- NA No data available



Horse/Jockey Name	Sharp Dazzler
Final Rank	10
Fastest Section Time (Section)	0:10.95 (400m)
Top Speed [km/h] (Section)	67.4 (400m)
Race State	Finished



Doomben QLD Professional
Race 2: GIRLS DAY OUT 1 MARCH BENCHMARK 68 Handicap - 1600m

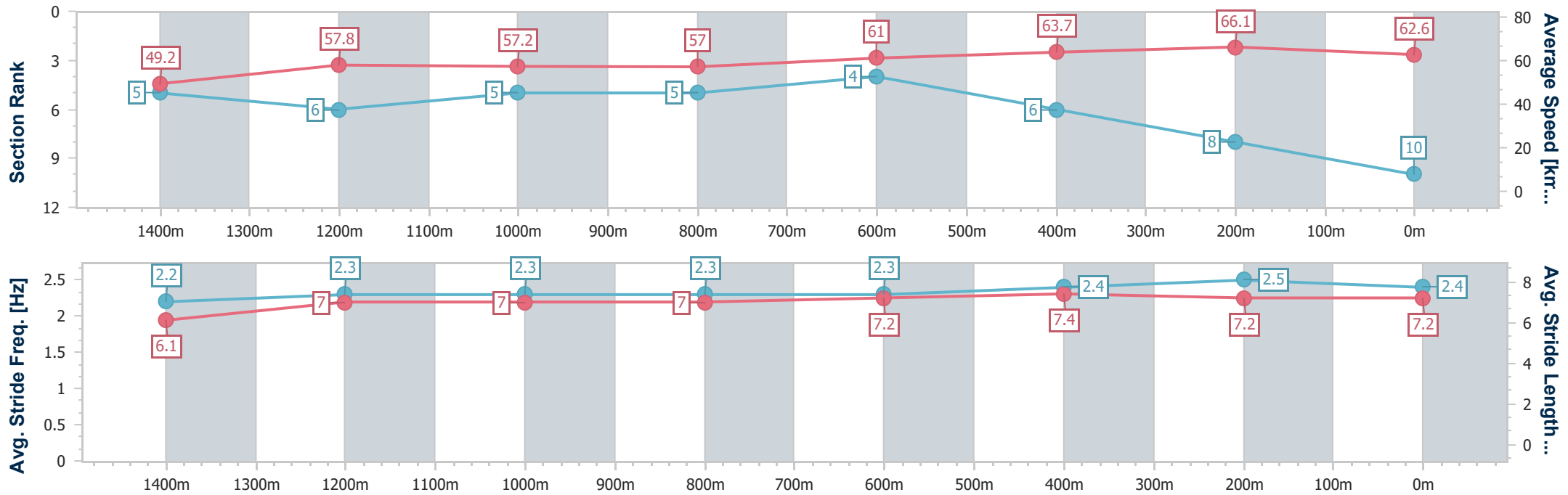


08 February 2025 - 12:48

BRISBANE RACING CLUB

Track Rating: Good 4, Weather: Fine, Rail Position: +2m Entire

Section	Overall	1400m	1200m	1000m	800m	600m	400m	200m
Section Times	1:38.10 [10] (0:14.65)	1:23.45 [5] (0:12.49)	1:10.96 [6] (0:12.58)	0:58.38 [5] (0:12.63)	0:45.75 [5] (0:11.89)	0:33.86 [4] (0:11.39)	0:22.47 [6] (0:10.95)	0:11.52 [8] (0:11.52)
Average Speed [km/h]	49.2	57.8	57.2	57.0	61.0	63.7	66.1	62.6
Top Speed [km/h]	59.8	60.0	59.9	59.9	62.5	65.3	67.4	65.0
Avg. Dist. to Rail [m]	2.2	0.3	0.2	0.4	0.8	1.5	4.6	6.6
Avg. Stride Freq. [Hz]	2.2	2.3	2.3	2.3	2.3	2.4	2.5	2.4
Avg. Stride Length [m]	6.1	7.0	7.0	7.0	7.2	7.4	7.2	7.2



- [] Ranking at each section and finish
- .-.- No data available at this section
- NA No data available