



Doomben QLD Professional

Race 5: S&T GLASS QTIS Three-Year-Old Handicap - 1600m

08 February 2025 - 14:34



BRISBANE
RACING CLUB

Track Rating: Good 4, Weather: Fine, Rail Position: +2m Entire

Section														
Field Times	Overall	1400m	1200m	1000m	800m	600m	400m	Last 600m						
	1:35.29 (0:13.70)	1:21.59 (0:11.03)	1:10.56 (0:11.49)	0:59.07 (0:12.13)	0:46.94 (0:12.00)	0:34.94 (0:11.57)	0:23.37 (0:11.58)	0:34.94						
Rank	TAB	Horse/Jockey	Barrier	Top Speed [km/h]	Fastest Section	Overall	1400m	1200m	1000m	800m	600m	400m	Last 600m	Distance Travelled [m]
1	1	SAVOUR THE DREAM Martin Harley	10	69.5 1400m	0:10.79 1400m	1:35.29 [1] (0:14.09)	1:21.20 [6] (0:10.79)	1:10.41 [4] (0:11.48)	0:58.93 [3] (0:12.25)	0:46.68 [5] (0:12.02)	0:34.66 [5] (0:11.58)	0:23.08 [6] (0:11.29)	0:34.66	
2	7	PRINCE LEVI Taylor Marshall	2	66.8 1400m	0:10.83 1400m	1:35.37 [2] (0:14.34)	1:21.03 [9] (0:10.83)	1:10.20 [8] (0:11.64)	0:58.56 [8] (0:12.15)	0:46.41 [9] (0:12.04)	0:34.37 [9] (0:11.52)	0:22.85 [9] (0:11.20)	0:34.37	-6
3	11	DRACENA Mark Du Plessis	7	67.3 Overall	0:11.41 400m	1:35.67 [3] (0:13.78)	1:21.89 [2] (0:11.53)	1:10.36 [9] (0:11.53)	0:58.83 [9] (0:12.04)	0:46.79 [8] (0:11.83)	0:34.96 [6] (0:11.49)	0:23.47 [5] (0:11.41)	0:34.96	-5
4	3	ATOMIC CLOCK Heavelon Van	4	68.2 1400m	0:10.86 1400m	1:35.96 [4] (0:14.15)	1:21.81 [8] (0:10.86)	1:10.95 [6] (0:11.60)	0:59.35 [6] (0:12.19)	0:47.16 [6] (0:12.04)	0:35.12 [7] (0:11.54)	0:23.58 [7] (0:11.42)	0:35.12	-4
5	6	IRAMA Emily Lang	1	67.4 1400m	0:10.93 1400m	1:36.26 [5] (0:13.80)	1:22.46 [3] (0:10.93)	1:11.53 [1] (0:11.65)	0:59.88 [4] (0:12.11)	0:47.77 [3] (0:11.93)	0:35.84 [2] (0:11.68)	0:24.16 [3] (0:11.76)	0:35.84	-10
6	5	BOLSHEVIC ROAD Cejay Graham	8	66.0 1400m	0:10.94 1400m	1:36.28 [6] (0:14.77)	1:21.51 [10] (0:10.94)	1:10.57 [10] (0:11.37)	0:59.20 [10] (0:12.00)	0:47.20 [10] (0:12.02)	0:35.18 [10] (0:11.63)	0:23.55 [10] (0:11.44)	0:35.18	-6
7	2	SUJEEED James Orman	6	70.2 Overall	0:10.90 1400m	1:36.33 [7] (0:13.95)	1:22.38 [5] (0:10.90)	1:11.48 [2] (0:11.37)	1:00.11 [1] (0:12.25)	0:47.86 [2] (0:11.99)	0:35.87 [3] (0:11.56)	0:24.31 [2] (0:11.68)	0:35.87	-3
8	4	HAMILTON BROWN Michael Rodd	3	67.2 1400m	0:10.88 1400m	1:36.33 [8] (0:14.13)	1:22.20 [7] (0:10.88)	1:11.32 [5] (0:11.67)	0:59.65 [7] (0:12.16)	0:47.49 [7] (0:12.05)	0:35.44 [8] (0:11.63)	0:23.81 [8] (0:11.51)	0:35.44	-9
9	9	WAYFARER'S WAY Samantha Collett	5	67.8 Overall	0:11.04 1400m	1:36.55 [9] (0:13.81)	1:22.74 [4] (0:11.04)	1:11.70 [3] (0:11.48)	1:00.22 [2] (0:12.02)	0:48.20 [1] (0:12.00)	0:36.20 [1] (0:11.57)	0:24.63 [1] (0:11.80)	0:36.20	-10
10	10	BOLD BLAZE Nikita Beriman	9	67.5 Overall	0:11.28 1200m	1:36.77 [10] (0:13.70)	1:23.07 [1] (0:11.47)	1:11.60 [7] (0:11.28)	1:00.32 [5] (0:12.10)	0:48.22 [4] (0:11.97)	0:36.25 [4] (0:11.64)	0:24.61 [4] (0:11.76)	0:36.25	+2

Scratched: Twinkle Time (#8)

[] Ranking at each section and finish
 -:-:- No data available at this section
 NA No data available

SCN Saddle cloth number
 DNF Did not finish
 DNT Did not track



Doomben QLD Professional

Race 5: S&T GLASS QTIS Three-Year-Old Handicap - 1600m

08 February 2025 - 14:34



BRISBANE
RACING CLUB

Track Rating: Good 4, Weather: Fine, Rail Position: +2m Entire

Section				200m				Last 600m	
Field Times				0:11.79				0:34.94	
				(0:11.79)					
Rank	TAB	Horse/Jockey	Barrier	Top Speed [km/h]	Fastest Section	Margin			Distance Travelled [m]
1	1	SAVOUR THE DREAM	10	69.5	0:10.79	0:11.79 [1]	1:35.29		0:34.66
		Martin Harley		1400m	1400m	(0:11.79)			
2	7	PRINCE LEVI	2	66.8	0:10.83	0:11.65 [5]	0.51L		0:34.37
		Taylor Marshall		1400m	1400m	(0:11.65)			-6
3	11	DRACENA	7	67.3	0:11.41	0:12.06 [2]	2.22L		0:34.96
		Mark Du Plessis		Overall	400m	(0:12.06)			-5
4	3	ATOMIC CLOCK	4	68.2	0:10.86	0:12.16 [6]	3.98L		0:35.12
		Heavelon Van		1400m	1400m	(0:12.16)			-4
5	6	IRAMA	1	67.4	0:10.93	0:12.40 [7]	5.74L		0:35.84
		Emily Lang		1400m	1400m	(0:12.40)			-10
6	5	BOLSHEVIC ROAD	8	66.0	0:10.94	0:12.11 [10]	5.84L		0:35.18
		Cejay Graham		1400m	1400m	(0:12.11)			-6
7	2	SUJEED	6	70.2	0:10.90	0:12.63 [3]	6.14L		0:35.87
		James Orman		Overall	1400m	(0:12.63)			-3
8	4	HAMILTON BROWN	3	67.2	0:10.88	0:12.30 [9]	6.14L		0:35.44
		Michael Rodd		1400m	1400m	(0:12.30)			-9
9	9	WAYFARER'S WAY	5	67.8	0:11.04	0:12.83 [4]	7.44L		0:36.20
		Samantha Collett		Overall	1400m	(0:12.83)			-10
10	10	BOLD BLAZE	9	67.5	0:11.28	0:12.85 [8]	8.74L		0:36.25
		Nikita Beriman		Overall	1200m	(0:12.85)			+2

Scratched: Twinkle Time (#8)

Report Created: Sat 8 February 2025 15:18 GMT+1 (Note: Timing is based on position data)

Page 2/12

[] Ranking at each section and finish
 -:-:- No data available at this section
 NA No data available

SCN Saddle cloth number
 DNF Did not finish
 DNT Did not track

data processed by  **TRIPLES DATA**



Horse/Jockey Name	Savour The Dream
Final Rank	1
Fastest Section Time (Section)	0:10.79 (1400m)
Top Speed [km/h] (Section)	69.5 (1400m)
Race State	Finished

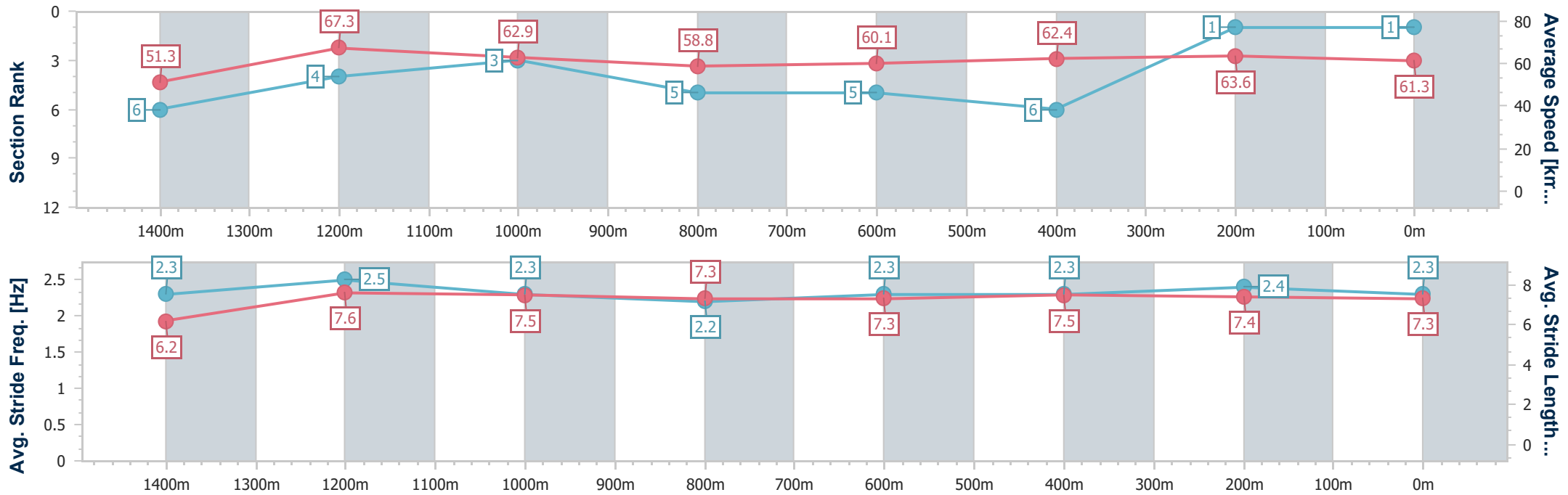


Doomben QLD Professional
Race 5: S&T GLASS QTIS Three-Year-Old Handicap - 1600m
 08 February 2025 - 14:34
 Track Rating: Good 4, Weather: Fine, Rail Position: +2m Entire



BRISBANE
RACING CLUB

Section	Overall	1400m	1200m	1000m	800m	600m	400m	200m
Section Times	1:35.29 [1] (0:14.09)	1:21.20 [6] (0:10.79)	1:10.41 [4] (0:11.48)	0:58.93 [3] (0:12.25)	0:46.68 [5] (0:12.02)	0:34.66 [5] (0:11.58)	0:23.08 [6] (0:11.29)	0:11.79 [1] (0:11.79)
Average Speed [km/h]	51.3	67.3	62.9	58.8	60.1	62.4	63.6	61.3
Top Speed [km/h]	68.7	69.5	64.7	60.9	62.0	63.1	64.9	63.3
Avg. Dist. to Rail [m]	8.4	1.2	1.0	0.9	0.9	0.4	1.1	3.2
Avg. Stride Freq. [Hz]	2.3	2.5	2.3	2.2	2.3	2.3	2.4	2.3
Avg. Stride Length [m]	6.2	7.6	7.5	7.3	7.3	7.5	7.4	7.3



- [] Ranking at each section and finish
- .-.- No data available at this section
- NA No data available



Horse/Jockey Name	Prince Levi
Final Rank	2
Fastest Section Time (Section)	0:10.83 (1400m)
Top Speed [km/h] (Section)	66.8 (1400m)
Race State	Finished

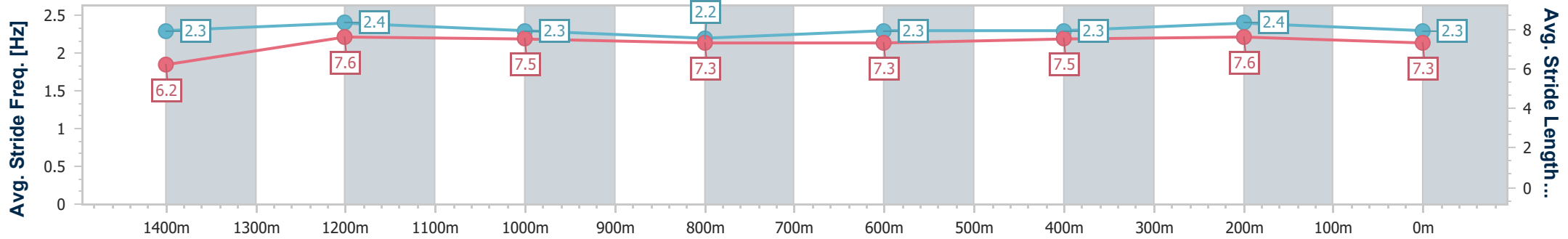
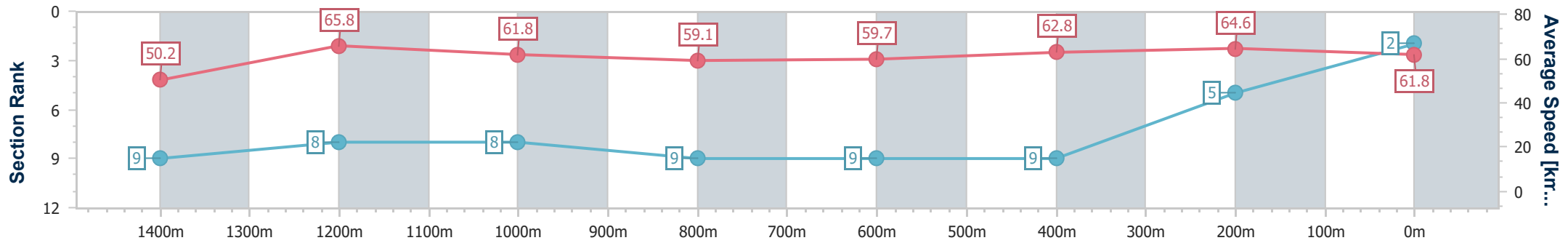


Doomben QLD Professional
Race 5: S&T GLASS QTIS Three-Year-Old Handicap - 1600m
 08 February 2025 - 14:34
 Track Rating: Good 4, Weather: Fine, Rail Position: +2m Entire



BRISBANE
RACING CLUB

Section	Overall	1400m	1200m	1000m	800m	600m	400m	200m
Section Times	1:35.37 [2] (0:14.34)	1:21.03 [9] (0:10.83)	1:10.20 [8] (0:11.64)	0:58.56 [8] (0:12.15)	0:46.41 [9] (0:12.04)	0:34.37 [9] (0:11.52)	0:22.85 [9] (0:11.20)	0:11.65 [5] (0:11.65)
Average Speed [km/h]	50.2	65.8	61.8	59.1	59.7	62.8	64.6	61.8
Top Speed [km/h]	65.4	66.8	63.1	62.6	61.7	63.5	65.8	64.9
Avg. Dist. to Rail [m]	1.4	1.6	0.7	0.4	0.3	0.5	3.3	5.8
Avg. Stride Freq. [Hz]	2.3	2.4	2.3	2.2	2.3	2.3	2.4	2.3
Avg. Stride Length [m]	6.2	7.6	7.5	7.3	7.3	7.5	7.6	7.3



- [] Ranking at each section and finish
- .-.- No data available at this section
- NA No data available



Horse/Jockey Name	Dracena
Final Rank	3
Fastest Section Time (Section)	0:11.41 (400m)
Top Speed [km/h] (Section)	67.3 (Overall)
Race State	Finished

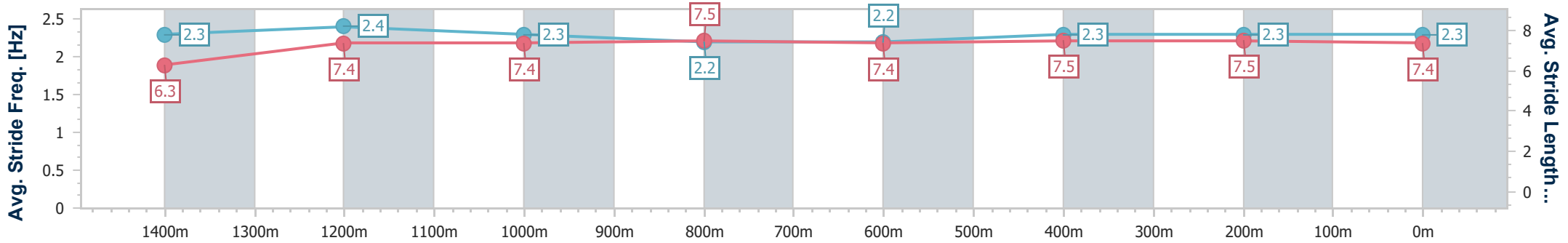
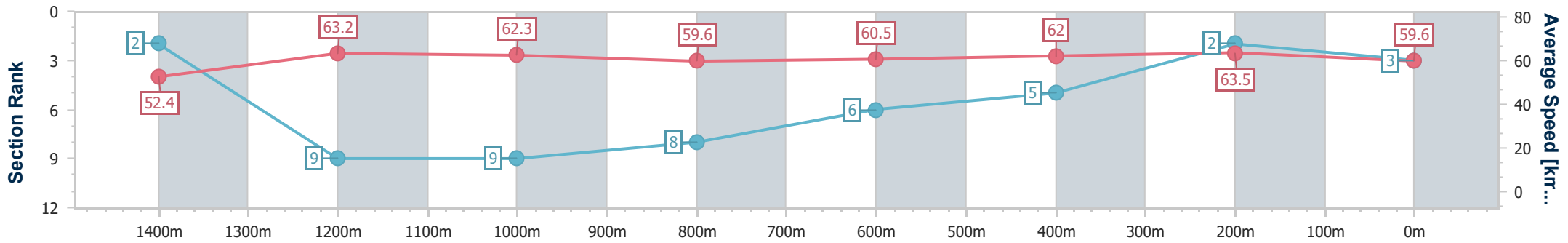


Doomben QLD Professional
Race 5: S&T GLASS QTIS Three-Year-Old Handicap - 1600m
 08 February 2025 - 14:34
 Track Rating: Good 4, Weather: Fine, Rail Position: +2m Entire



BRISBANE
RACING CLUB

Section	Overall	1400m	1200m	1000m	800m	600m	400m	200m
Section Times	1:35.67 [3] (0:13.78)	1:21.89 [2] (0:11.53)	1:10.36 [9] (0:11.53)	0:58.83 [9] (0:12.04)	0:46.79 [8] (0:11.83)	0:34.96 [6] (0:11.49)	0:23.47 [5] (0:11.41)	0:12.06 [2] (0:12.06)
Average Speed [km/h]	52.4	63.2	62.3	59.6	60.5	62.0	63.5	59.6
Top Speed [km/h]	67.3	66.5	64.6	62.7	62.3	63.5	63.7	63.0
Avg. Dist. to Rail [m]	5.2	1.7	0.4	0.8	1.6	1.4	4.0	6.1
Avg. Stride Freq. [Hz]	2.3	2.4	2.3	2.2	2.2	2.3	2.3	2.3
Avg. Stride Length [m]	6.3	7.4	7.4	7.5	7.4	7.5	7.5	7.4



- [] Ranking at each section and finish
- .-.- No data available at this section
- NA No data available



Horse/Jockey Name	Atomic Clock
Final Rank	4
Fastest Section Time (Section)	0:10.86 (1400m)
Top Speed [km/h] (Section)	68.2 (1400m)
Race State	Finished

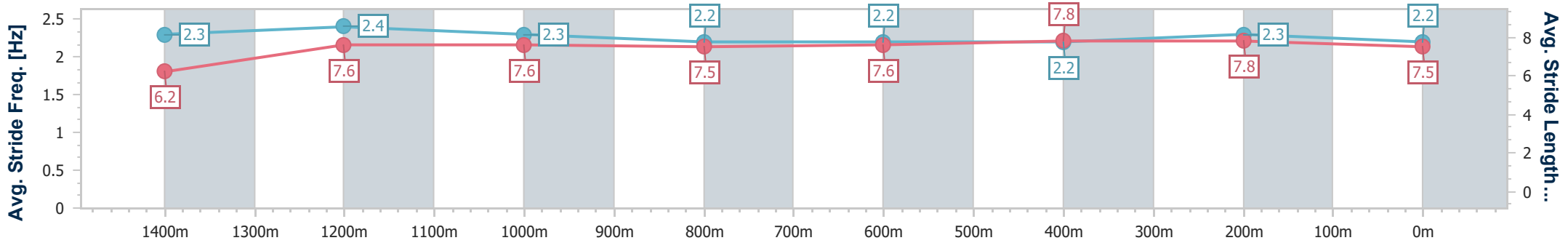
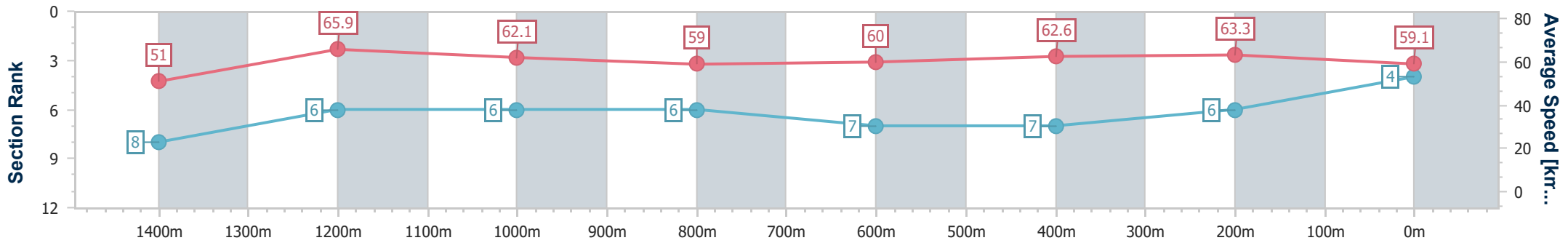


Doomben QLD Professional
Race 5: S&T GLASS QTIS Three-Year-Old Handicap - 1600m
 08 February 2025 - 14:34
 Track Rating: Good 4, Weather: Fine, Rail Position: +2m Entire



BRISBANE
RACING CLUB

Section	Overall	1400m	1200m	1000m	800m	600m	400m	200m
Section Times	1:35.96 [4] (0:14.15)	1:21.81 [8] (0:10.86)	1:10.95 [6] (0:11.60)	0:59.35 [6] (0:12.19)	0:47.16 [6] (0:12.04)	0:35.12 [7] (0:11.54)	0:23.58 [7] (0:11.42)	0:12.16 [6] (0:12.16)
Average Speed [km/h]	51.0	65.9	62.1	59.0	60.0	62.6	63.3	59.1
Top Speed [km/h]	67.7	68.2	63.1	62.1	62.1	63.1	64.2	62.8
Avg. Dist. to Rail [m]	2.9	0.6	0.7	0.2	0.5	0.4	1.6	3.0
Avg. Stride Freq. [Hz]	2.3	2.4	2.3	2.2	2.2	2.2	2.3	2.2
Avg. Stride Length [m]	6.2	7.6	7.6	7.5	7.6	7.8	7.8	7.5



- [] Ranking at each section and finish
- .-.- No data available at this section
- NA No data available



Horse/Jockey Name	Irama
Final Rank	5
Fastest Section Time (Section)	0:10.93 (1400m)
Top Speed [km/h] (Section)	67.4 (1400m)
Race State	Finished

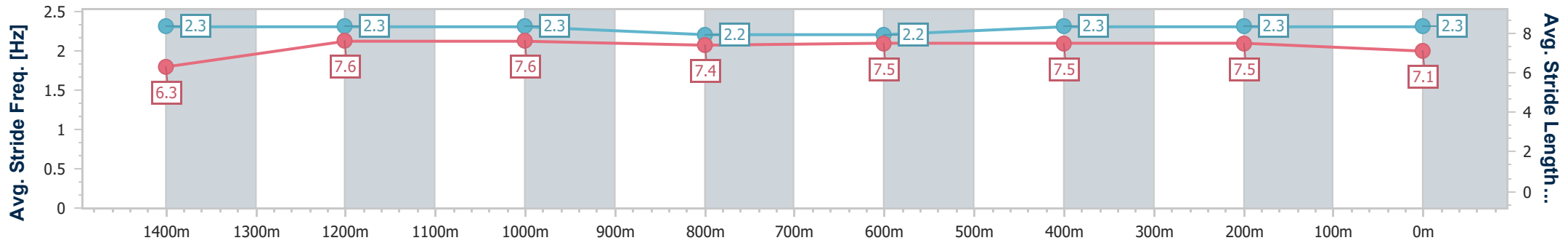
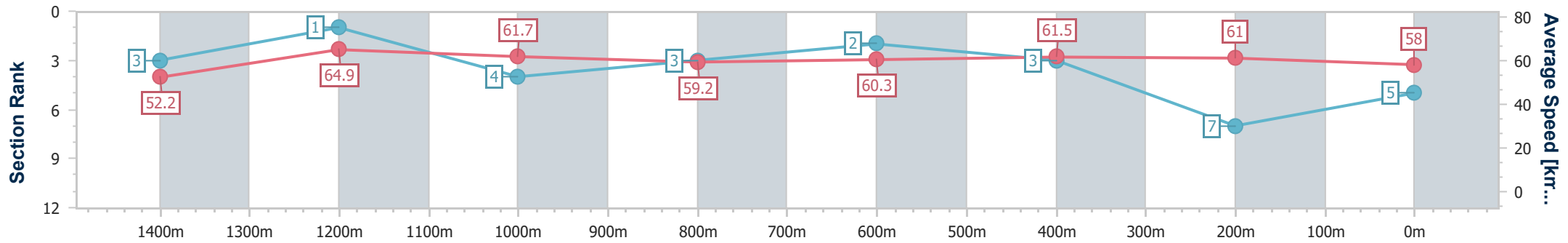


Doomben QLD Professional
Race 5: S&T GLASS QTIS Three-Year-Old Handicap - 1600m
 08 February 2025 - 14:34
 Track Rating: Good 4, Weather: Fine, Rail Position: +2m Entire



BRISBANE
RACING CLUB

Section	Overall	1400m	1200m	1000m	800m	600m	400m	200m
Section Times	1:36.26 [5] (0:13.80)	1:22.46 [3] (0:10.93)	1:11.53 [1] (0:11.65)	0:59.88 [4] (0:12.11)	0:47.77 [3] (0:11.93)	0:35.84 [2] (0:11.68)	0:24.16 [3] (0:11.76)	0:12.40 [7] (0:12.40)
Average Speed [km/h]	52.2	64.9	61.7	59.2	60.3	61.5	61.0	58.0
Top Speed [km/h]	67.2	67.4	62.8	61.0	62.2	62.2	62.6	59.2
Avg. Dist. to Rail [m]	1.1	2.2	1.4	0.8	0.3	0.6	1.0	1.3
Avg. Stride Freq. [Hz]	2.3	2.3	2.3	2.2	2.2	2.3	2.3	2.3
Avg. Stride Length [m]	6.3	7.6	7.6	7.4	7.5	7.5	7.5	7.1



- [] Ranking at each section and finish
- .-.- No data available at this section
- NA No data available



Horse/Jockey Name	Bolshevic Road
Final Rank	6
Fastest Section Time (Section)	0:10.94 (1400m)
Top Speed [km/h] (Section)	66.0 (1400m)
Race State	Finished

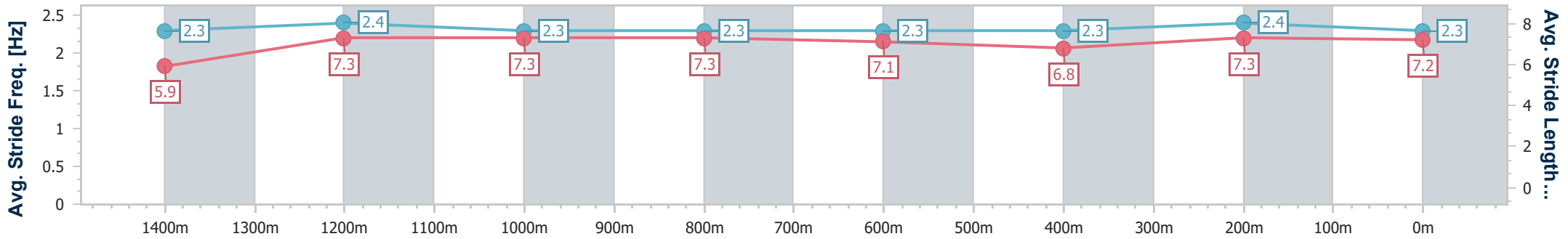
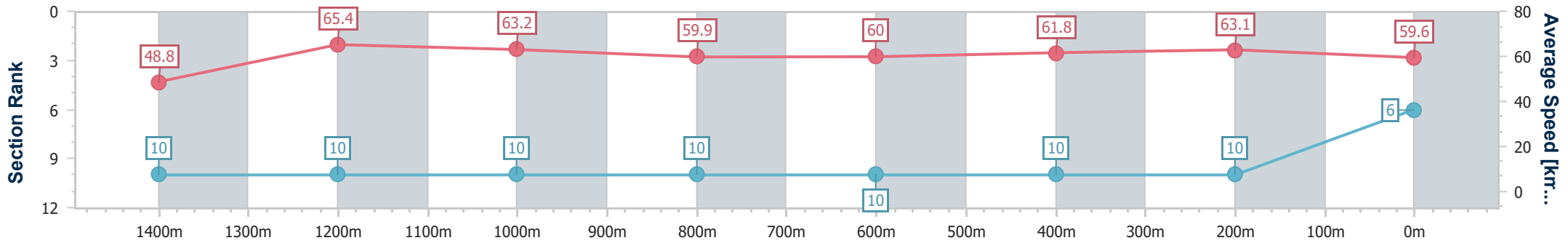


Doomben QLD Professional
Race 5: S&T GLASS QTIS Three-Year-Old Handicap - 1600m
 08 February 2025 - 14:34
 Track Rating: Good 4, Weather: Fine, Rail Position: +2m Entire



BRISBANE
RACING CLUB

Section	Overall	1400m	1200m	1000m	800m	600m	400m	200m
Section Times	1:36.28 [6] (0:14.77)	1:21.51 [10] (0:10.94)	1:10.57 [10] (0:11.37)	0:59.20 [10] (0:12.00)	0:47.20 [10] (0:12.02)	0:35.18 [10] (0:11.63)	0:23.55 [10] (0:11.44)	0:12.11 [10] (0:12.11)
Average Speed [km/h]	48.8	65.4	63.2	59.9	60.0	61.8	63.1	59.6
Top Speed [km/h]	64.7	66.0	65.1	62.6	62.3	63.1	64.0	61.5
Avg. Dist. to Rail [m]	4.3	1.1	0.6	0.5	0.5	0.8	0.8	4.5
Avg. Stride Freq. [Hz]	2.3	2.4	2.3	2.3	2.3	2.3	2.4	2.3
Avg. Stride Length [m]	5.9	7.3	7.3	7.3	7.1	6.8	7.3	7.2



- [] Ranking at each section and finish
- .-.- No data available at this section
- NA No data available



Horse/Jockey Name	Sujeed
Final Rank	7
Fastest Section Time (Section)	0:10.90 (1400m)
Top Speed [km/h] (Section)	70.2 (Overall)
Race State	Finished

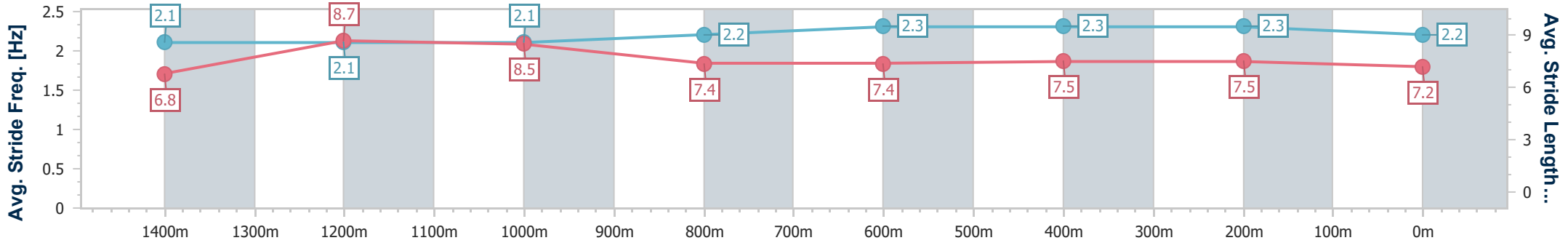
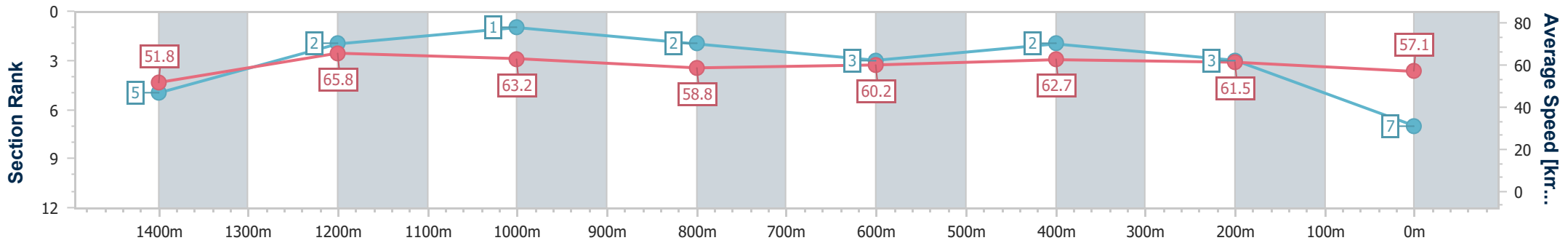


Doomben QLD Professional
Race 5: S&T GLASS QTIS Three-Year-Old Handicap - 1600m
 08 February 2025 - 14:34
 Track Rating: Good 4, Weather: Fine, Rail Position: +2m Entire



BRISBANE
RACING CLUB

Section	Overall	1400m	1200m	1000m	800m	600m	400m	200m
Section Times	1:36.33 [7] (0:13.95)	1:22.38 [5] (0:10.90)	1:11.48 [2] (0:11.37)	1:00.11 [1] (0:12.25)	0:47.86 [2] (0:11.99)	0:35.87 [3] (0:11.56)	0:24.31 [2] (0:11.68)	0:12.63 [3] (0:12.63)
Average Speed [km/h]	51.8	65.8	63.2	58.8	60.2	62.7	61.5	57.1
Top Speed [km/h]	70.2	70.1	65.6	60.3	62.2	63.7	63.0	59.7
Avg. Dist. to Rail [m]	3.9	1.2	2.4	0.8	0.3	0.8	0.6	0.9
Avg. Stride Freq. [Hz]	2.1	2.1	2.1	2.2	2.3	2.3	2.3	2.2
Avg. Stride Length [m]	6.8	8.7	8.5	7.4	7.4	7.5	7.5	7.2



- [] Ranking at each section and finish
- .-.-.- No data available at this section
- NA No data available



Horse/Jockey Name	Hamilton Brown
Final Rank	8
Fastest Section Time (Section)	0:10.88 (1400m)
Top Speed [km/h] (Section)	67.2 (1400m)
Race State	Finished

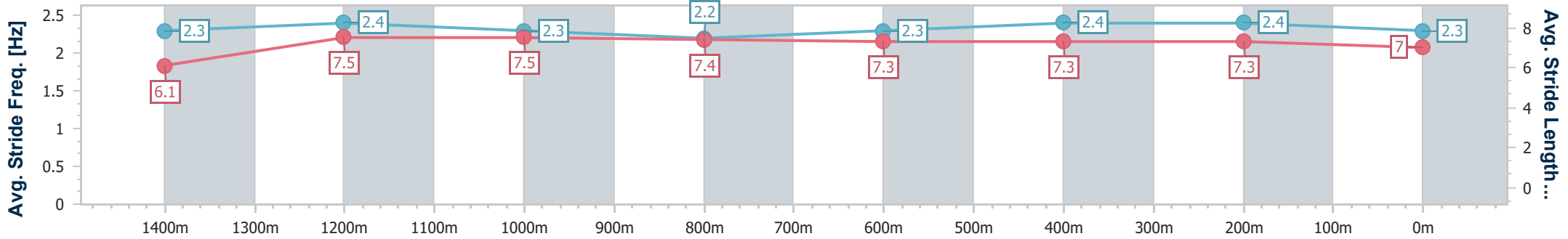
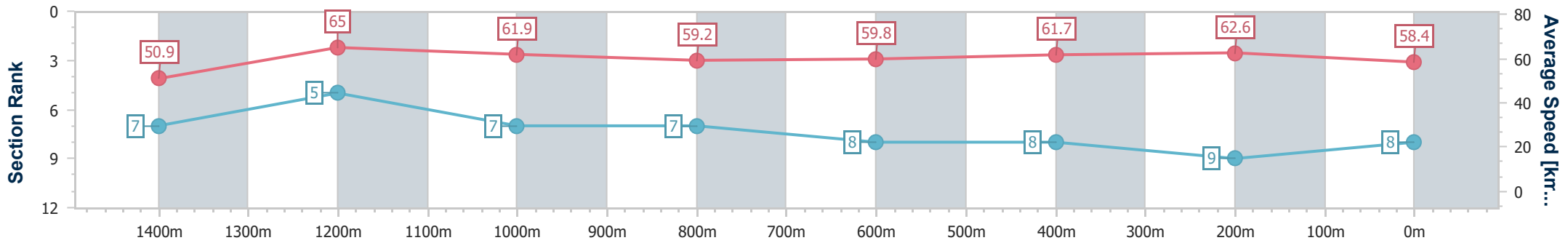


Doomben QLD Professional
Race 5: S&T GLASS QTIS Three-Year-Old Handicap - 1600m
 08 February 2025 - 14:34
 Track Rating: Good 4, Weather: Fine, Rail Position: +2m Entire



BRISBANE
RACING CLUB

Section	Overall	1400m	1200m	1000m	800m	600m	400m	200m
Section Times	1:36.33 [8] (0:14.13)	1:22.20 [7] (0:10.88)	1:11.32 [5] (0:11.67)	0:59.65 [7] (0:12.16)	0:47.49 [7] (0:12.05)	0:35.44 [8] (0:11.63)	0:23.81 [8] (0:11.51)	0:12.30 [9] (0:12.30)
Average Speed [km/h]	50.9	65.0	61.9	59.2	59.8	61.7	62.6	58.4
Top Speed [km/h]	66.8	67.2	62.3	61.6	61.6	63.0	63.0	62.2
Avg. Dist. to Rail [m]	1.6	2.1	1.0	0.2	0.1	0.4	0.7	2.4
Avg. Stride Freq. [Hz]	2.3	2.4	2.3	2.2	2.3	2.4	2.4	2.3
Avg. Stride Length [m]	6.1	7.5	7.5	7.4	7.3	7.3	7.3	7.0



- [] Ranking at each section and finish
- .-.- No data available at this section
- NA No data available



Horse/Jockey Name	Wayfarer's Way
Final Rank	9
Fastest Section Time (Section)	0:11.04 (1400m)
Top Speed [km/h] (Section)	67.8 (Overall)
Race State	Finished

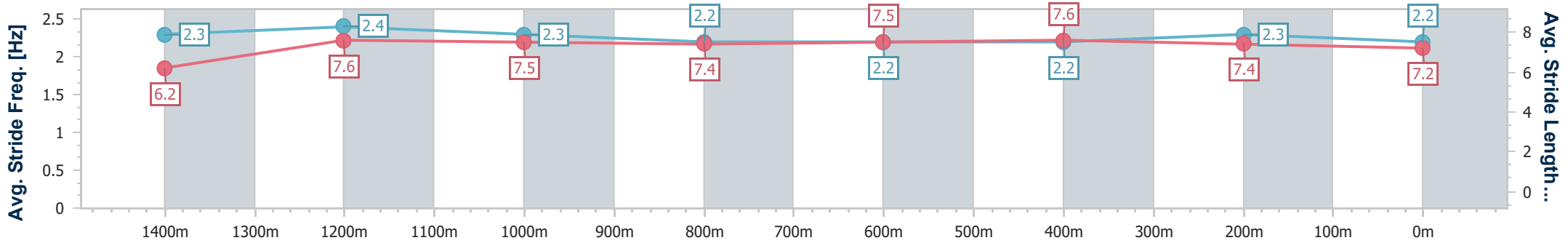
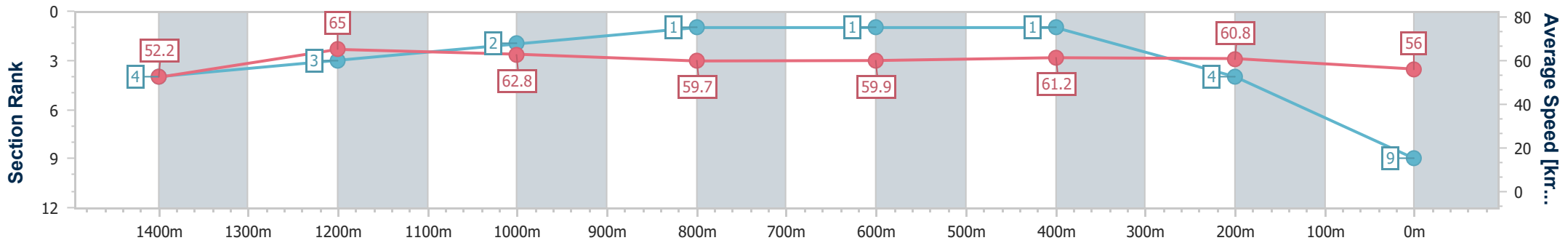


Doomben QLD Professional
Race 5: S&T GLASS QTIS Three-Year-Old Handicap - 1600m
 08 February 2025 - 14:34
 Track Rating: Good 4, Weather: Fine, Rail Position: +2m Entire



BRISBANE
RACING CLUB

Section	Overall	1400m	1200m	1000m	800m	600m	400m	200m
Section Times	1:36.55 [9] (0:13.81)	1:22.74 [4] (0:11.04)	1:11.70 [3] (0:11.48)	1:00.22 [2] (0:12.02)	0:48.20 [1] (0:12.00)	0:36.20 [1] (0:11.57)	0:24.63 [1] (0:11.80)	0:12.83 [4] (0:12.83)
Average Speed [km/h]	52.2	65.0	62.8	59.7	59.9	61.2	60.8	56.0
Top Speed [km/h]	67.8	67.7	64.4	61.0	61.3	61.8	61.6	59.2
Avg. Dist. to Rail [m]	3.0	0.3	0.6	0.8	1.0	2.1	1.9	0.8
Avg. Stride Freq. [Hz]	2.3	2.4	2.3	2.2	2.2	2.2	2.3	2.2
Avg. Stride Length [m]	6.2	7.6	7.5	7.4	7.5	7.6	7.4	7.2



- [] Ranking at each section and finish
- .-.- No data available at this section
- NA No data available



Horse/Jockey Name	Bold Blaze
Final Rank	10
Fastest Section Time (Section)	0:11.28 (1200m)
Top Speed [km/h] (Section)	67.5 (Overall)
Race State	Finished

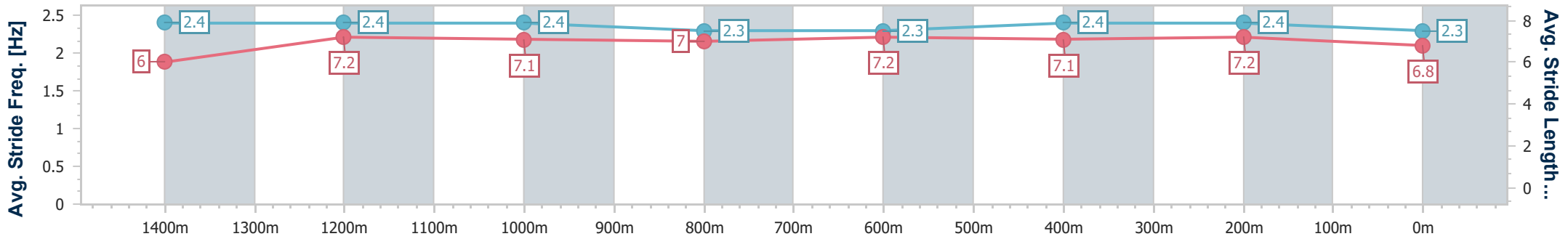
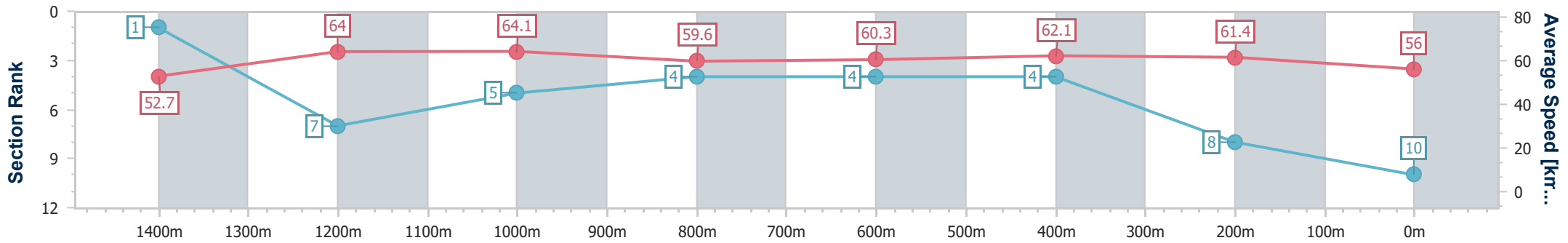


Doomben QLD Professional
Race 5: S&T GLASS QTIS Three-Year-Old Handicap - 1600m
 08 February 2025 - 14:34
 Track Rating: Good 4, Weather: Fine, Rail Position: +2m Entire



BRISBANE
RACING CLUB

Section	Overall	1400m	1200m	1000m	800m	600m	400m	200m
Section Times	1:36.77 [10] (0:13.70)	1:23.07 [1] (0:11.47)	1:11.60 [7] (0:11.28)	1:00.32 [5] (0:12.10)	0:48.22 [4] (0:11.97)	0:36.25 [4] (0:11.64)	0:24.61 [4] (0:11.76)	0:12.85 [8] (0:12.85)
Average Speed [km/h]	52.7	64.0	64.1	59.6	60.3	62.1	61.4	56.0
Top Speed [km/h]	67.5	67.4	65.2	61.9	62.1	62.8	62.8	59.4
Avg. Dist. to Rail [m]	7.2	3.4	2.1	1.3	0.5	0.3	3.3	6.6
Avg. Stride Freq. [Hz]	2.4	2.4	2.4	2.3	2.3	2.4	2.4	2.3
Avg. Stride Length [m]	6.0	7.2	7.1	7.0	7.2	7.1	7.2	6.8



- [] Ranking at each section and finish
- .-.- No data available at this section
- NA No data available