



# Doomben QLD Professional

## Race 7: XXXX OPEN Handicap - 1600m

08 February 2025 - 15:47



BRISBANE  
RACING CLUB

Track Rating: Good 4, Weather: Fine, Rail Position: +2m Entire

Section		Overall	1400m	1200m	1000m	800m	600m	400m	Last 600m				
Field Times		1:33.96 (0:13.85)	1:20.11 (0:10.92)	1:09.19 (0:11.22)	0:57.97 (0:11.88)	0:46.09 (0:11.63)	0:34.46 (0:11.39)	0:23.07 (0:11.21)	0:34.46				
Rank	TAB Horse/Jockey	Barrier	Top Speed [km/h]	Fastest Section	Distance Travelled [m]								
1	4 DUNE FORTY FIVE Nikita Beriman	4	67.3 1200m	0:10.92 1400m	1:33.96 [1] (0:13.85)	1:20.11 [1] (0:10.92)	1:09.19 [1] (0:11.22)	0:57.97 [1] (0:11.88)	0:46.09 [1] (0:11.63)	0:34.46 [1] (0:11.39)	0:23.07 [1] (0:11.21)	0:34.46	
2	5 FLYING TRAPEZE Cejay Graham	11	67.0 1400m	0:11.13 1400m	1:34.24 [2] (0:14.02)	1:20.22 [4] (0:11.13)	1:09.09 [2] (0:11.14)	0:57.95 [2] (0:11.84)	0:46.11 [2] (0:11.62)	0:34.49 [2] (0:11.36)	0:23.13 [2] (0:11.23)	0:34.49	+2
3	2 ALMANIA Andrew Mallyon	6	66.5 Overall	0:11.09 400m	1:34.36 [3] (0:14.17)	1:20.19 [6] (0:11.36)	1:08.83 [7] (0:11.24)	0:57.59 [7] (0:11.84)	0:45.75 [7] (0:11.49)	0:34.26 [7] (0:11.34)	0:22.92 [6] (0:11.09)	0:34.26	+5
4	1 JUNIPAL Ryan Maloney	5	67.2 400m	0:11.06 1200m	1:34.37 [4] (0:14.27)	1:20.10 [7] (0:11.23)	1:08.87 [6] (0:11.06)	0:57.81 [6] (0:11.89)	0:45.92 [6] (0:11.53)	0:34.39 [5] (0:11.45)	0:22.94 [5] (0:11.15)	0:34.39	-2
5	3 KRONENBOURG James Orman	1	66.3 1200m	0:11.18 1200m	1:34.73 [5] (0:13.94)	1:20.79 [3] (0:11.30)	1:09.49 [5] (0:11.18)	0:58.31 [5] (0:11.93)	0:46.38 [5] (0:11.56)	0:34.82 [4] (0:11.32)	0:23.50 [3] (0:11.28)	0:34.82	-9
6	9 RED TOP Angela Jones	3	65.5 1200m	0:11.14 1200m	1:34.76 [6] (0:14.62)	1:20.14 [9] (0:11.17)	1:08.97 [9] (0:11.14)	0:57.83 [9] (0:11.81)	0:46.02 [8] (0:11.58)	0:34.44 [8] (0:11.35)	0:23.09 [8] (0:11.26)	0:34.44	-9
7	10 HYDE Ron Stewart	8	67.3 Overall	0:11.11 1400m	1:35.22 [7] (0:14.07)	1:21.15 [5] (0:11.11)	1:10.04 [4] (0:11.19)	0:58.85 [3] (0:11.88)	0:46.97 [3] (0:11.60)	0:35.37 [3] (0:11.40)	0:23.97 [4] (0:11.45)	0:35.37	+9
8	7 TAPILDOODLEDO Mark Du Plessis	9	66.5 Overall	0:11.12 1200m	1:35.41 [8] (0:14.53)	1:20.88 [8] (0:11.23)	1:09.65 [8] (0:11.12)	0:58.53 [8] (0:11.89)	0:46.64 [9] (0:11.58)	0:35.06 [9] (0:11.43)	0:23.63 [9] (0:11.42)	0:35.06	+2
9	6 CAPRICE DES DIEUX Tahlia Fenlon	2	66.6 1400m	0:11.22 1200m	1:35.85 [9] (0:13.93)	1:21.92 [2] (0:11.24)	1:10.68 [3] (0:11.22)	0:59.46 [4] (0:11.89)	0:47.57 [4] (0:11.79)	0:35.78 [6] (0:11.54)	0:24.24 [7] (0:11.61)	0:35.78	+3

Scratched: Koruto (#11), Youth Spirit (#8)

[ ] Ranking at each section and finish  
 -:-:- No data available at this section  
 NA No data available

SCN Saddle cloth number  
 DNF Did not finish  
 DNT Did not track



**Doomben QLD Professional**  
**Race 7: XXXX OPEN Handicap - 1600m**  
**08 February 2025 - 15:47**



Track Rating: Good 4, Weather: Fine, Rail Position: +2m Entire

Section				200m				Last 600m	
Field Times				0:11.86		(0:11.86)		0:34.46	
Rank	TAB	Horse/Jockey	Barrier	Top Speed [km/h]	Fastest Section	Margin			Distance Travelled [m]
1	4	<b>DUNE FORTY FIVE</b> Nikita Beriman	4	67.3 1200m	0:10.92 1400m	0:11.86 [1] (0:11.86)	1:33.96		0:34.46
2	5	<b>FLYING TRAPEZE</b> Cejay Graham	11	67.0 1400m	0:11.13 1400m	0:11.90 [2] (0:11.90)	1.61L		0:34.49 +2
3	2	<b>ALMANIA</b> Andrew Mallyon	6	66.5 Overall	0:11.09 400m	0:11.83 [4] (0:11.83)	2.32L		0:34.26 +5
4	1	<b>JUNIPAL</b> Ryan Maloney	5	67.2 400m	0:11.06 1200m	0:11.79 [5] (0:11.79)	2.37L		0:34.39 -2
5	3	<b>KRONENBOURG</b> James Orman	1	66.3 1200m	0:11.18 1200m	0:12.22 [3] (0:12.22)	4.48L		0:34.82 -9
6	9	<b>RED TOP</b> Angela Jones	3	65.5 1200m	0:11.14 1200m	0:11.83 [7] (0:11.83)	4.67L		0:34.44 -9
7	10	<b>HYDE</b> Ron Stewart	8	67.3 Overall	0:11.11 1400m	0:12.52 [6] (0:12.52)	7.37L		0:35.37 +9
8	7	<b>TAPILDOODLEDO</b> Mark Du Plessis	9	66.5 Overall	0:11.12 1200m	0:12.21 [8] (0:12.21)	8.5L		0:35.06 +2
9	6	<b>CAPRICE DES DIEUX</b> Tahlia Fenlon	2	66.6 1400m	0:11.22 1200m	0:12.63 [9] (0:12.63)	11.12L		0:35.78 +3

Scratched: Koruto (#11), Youth Spirit (#8)

[ ] Ranking at each section and finish  
 -:-:- No data available at this section  
 NA No data available

SCN Saddle cloth number  
 DNF Did not finish  
 DNT Did not track



Horse/Jockey Name	Dune Forty Five
Final Rank	1
Fastest Section Time (Section)	0:10.92 (1400m)
Top Speed [km/h] (Section)	67.3 (1200m)
Race State	Finished

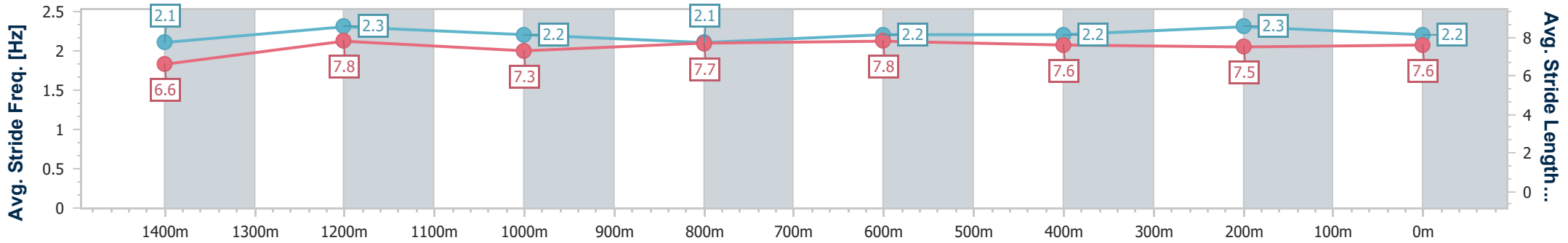
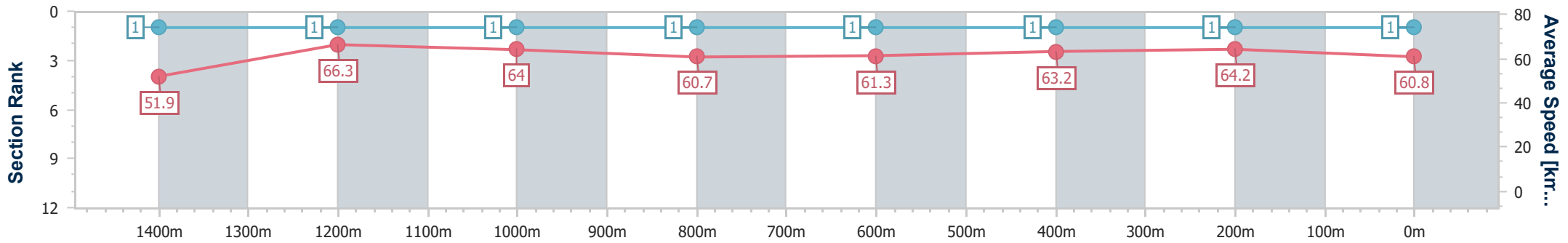


**Doomben QLD Professional**  
**Race 7: XXXX OPEN Handicap - 1600m**  
**08 February 2025 - 15:47**  
**Track Rating: Good 4, Weather: Fine, Rail Position: +2m Entire**



**BRISBANE**  
**RACING CLUB**

Section	Overall	1400m	1200m	1000m	800m	600m	400m	200m
Section Times	1:33.96 [1] (0:13.85)	1:20.11 [1] (0:10.92)	1:09.19 [1] (0:11.22)	0:57.97 [1] (0:11.88)	0:46.09 [1] (0:11.63)	0:34.46 [1] (0:11.39)	0:23.07 [1] (0:11.21)	0:11.86 [1] (0:11.86)
Average Speed [km/h]	51.9	66.3	64.0	60.7	61.3	63.2	64.2	60.8
Top Speed [km/h]	66.3	66.9	67.3	61.7	63.3	64.3	64.8	62.9
Avg. Dist. to Rail [m]	3.2	0.7	0.4	0.6	1.3	0.3	0.4	0.6
Avg. Stride Freq. [Hz]	2.1	2.3	2.2	2.1	2.2	2.2	2.3	2.2
Avg. Stride Length [m]	6.6	7.8	7.3	7.7	7.8	7.6	7.5	7.6



- [ ] Ranking at each section and finish
- .-.- No data available at this section
- NA No data available



Horse/Jockey Name	Flying Trapeze
Final Rank	2
Fastest Section Time (Section)	0:11.13 (1400m)
Top Speed [km/h] (Section)	67.0 (1400m)
Race State	Finished



Doomben QLD Professional

Race 7: XXXX OPEN Handicap - 1600m

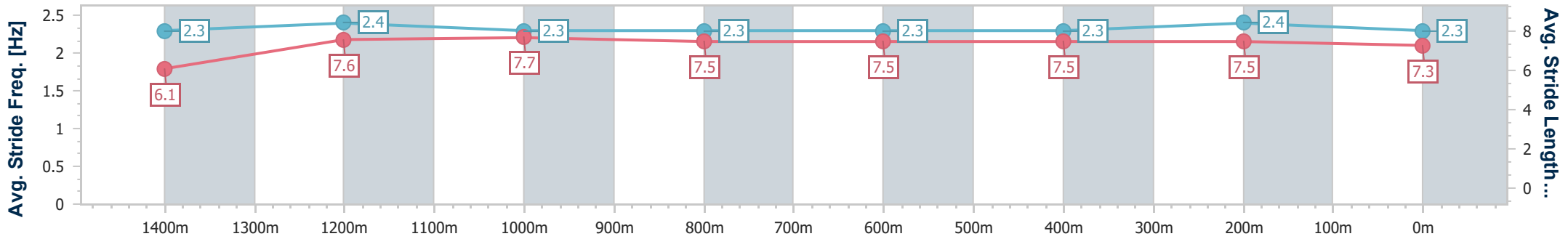
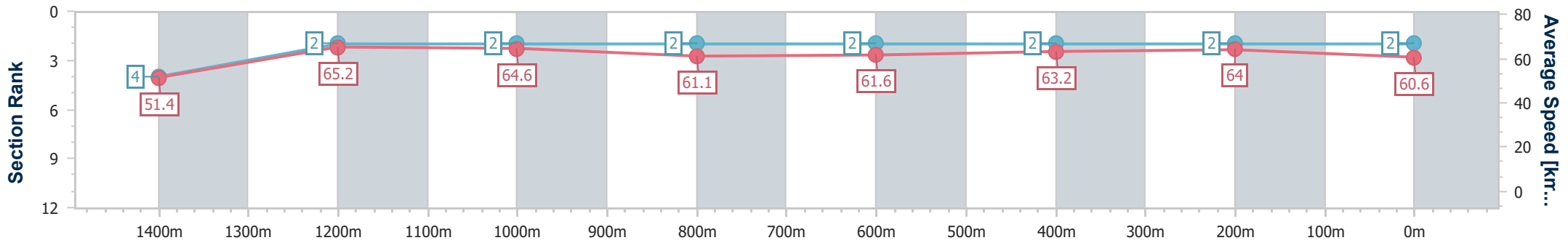
08 February 2025 - 15:47

Track Rating: Good 4, Weather: Fine, Rail Position: +2m Entire



BRISBANE RACING CLUB

Section	Overall	1400m	1200m	1000m	800m	600m	400m	200m
Section Times	1:34.24 [2] (0:14.02)	1:20.22 [4] (0:11.13)	1:09.09 [2] (0:11.14)	0:57.95 [2] (0:11.84)	0:46.11 [2] (0:11.62)	0:34.49 [2] (0:11.36)	0:23.13 [2] (0:11.23)	0:11.90 [2] (0:11.90)
Average Speed [km/h]	51.4	65.2	64.6	61.1	61.6	63.2	64.0	60.6
Top Speed [km/h]	65.3	67.0	65.6	63.2	62.9	64.0	65.6	63.3
Avg. Dist. to Rail [m]	5.2	1.1	1.5	1.0	0.8	0.6	0.8	0.9
Avg. Stride Freq. [Hz]	2.3	2.4	2.3	2.3	2.3	2.3	2.4	2.3
Avg. Stride Length [m]	6.1	7.6	7.7	7.5	7.5	7.5	7.5	7.3



- [ ] Ranking at each section and finish
- .-.- No data available at this section
- NA No data available



Horse/Jockey Name	Almania
Final Rank	3
Fastest Section Time (Section)	0:11.09 (400m)
Top Speed [km/h] (Section)	66.5 (Overall)
Race State	Finished



Doomben QLD Professional

Race 7: XXXX OPEN Handicap - 1600m

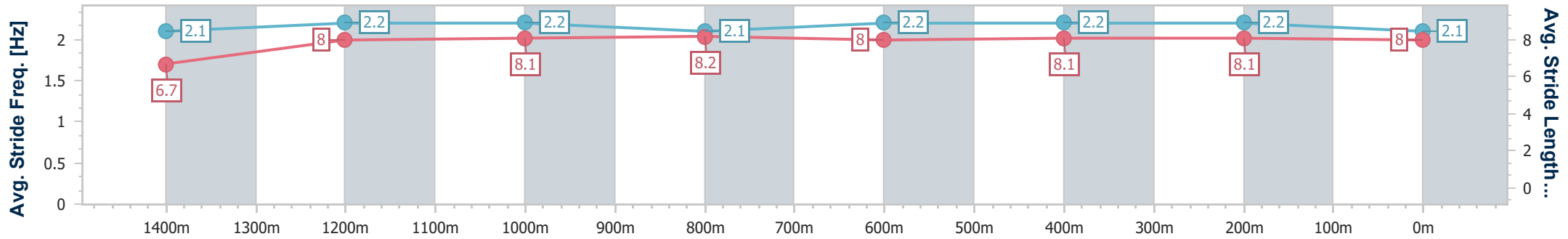
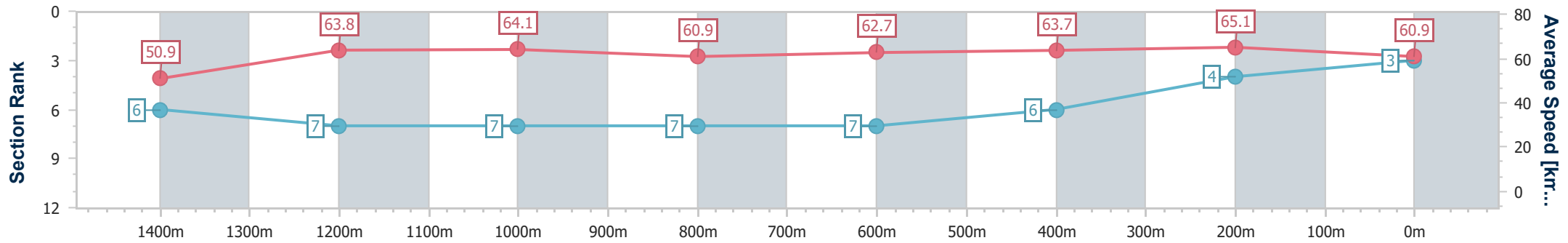
08 February 2025 - 15:47

Track Rating: Good 4, Weather: Fine, Rail Position: +2m Entire



BRISBANE RACING CLUB

Section	Overall	1400m	1200m	1000m	800m	600m	400m	200m
Section Times	1:34.36 [3] (0:14.17)	1:20.19 [6] (0:11.36)	1:08.83 [7] (0:11.24)	0:57.59 [7] (0:11.84)	0:45.75 [7] (0:11.49)	0:34.26 [7] (0:11.34)	0:22.92 [6] (0:11.09)	0:11.83 [4]
Average Speed [km/h]	50.9	63.8	64.1	60.9	62.7	63.7	65.1	60.9
Top Speed [km/h]	66.5	66.1	64.8	63.4	64.0	64.9	65.8	63.8
Avg. Dist. to Rail [m]	3.5	1.3	1.5	1.3	0.6	0.5	1.9	2.5
Avg. Stride Freq. [Hz]	2.1	2.2	2.2	2.1	2.2	2.2	2.2	2.1
Avg. Stride Length [m]	6.7	8.0	8.1	8.2	8.0	8.1	8.1	8.0



- [ ] Ranking at each section and finish
- .-.- No data available at this section
- NA No data available



Horse/Jockey Name	Junipal
Final Rank	4
Fastest Section Time (Section)	0:11.06 (1200m)
Top Speed [km/h] (Section)	67.2 (400m)
Race State	Finished

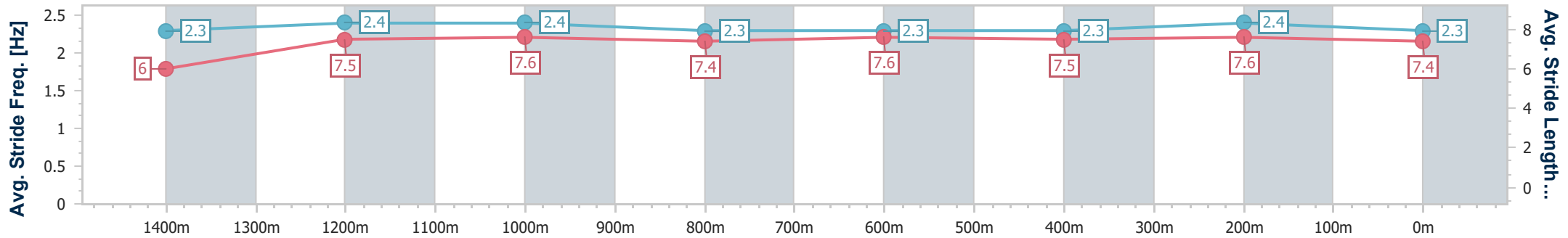
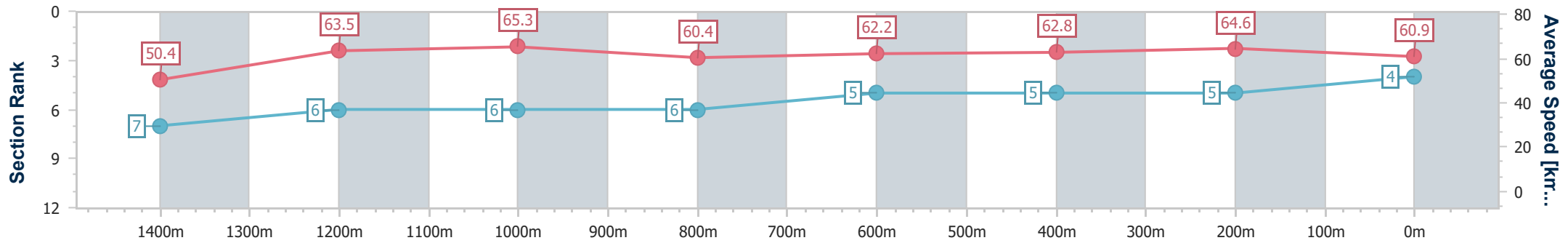


**Doomben QLD Professional**  
**Race 7: XXXX OPEN Handicap - 1600m**  
 08 February 2025 - 15:47  
 Track Rating: Good 4, Weather: Fine, Rail Position: +2m Entire



BRISBANE  
RACING CLUB

Section	Overall	1400m	1200m	1000m	800m	600m	400m	200m
Section Times	1:34.37 [4] (0:14.27)	1:20.10 [7] (0:11.23)	1:08.87 [6] (0:11.06)	0:57.81 [6] (0:11.89)	0:45.92 [6] (0:11.53)	0:34.39 [5] (0:11.45)	0:22.94 [5] (0:11.15)	0:11.79 [5] (0:11.79)
Average Speed [km/h]	50.4	63.5	65.3	60.4	62.2	62.8	64.6	60.9
Top Speed [km/h]	65.8	65.8	66.4	63.4	64.3	63.9	67.2	62.9
Avg. Dist. to Rail [m]	2.2	1.3	0.6	0.8	0.6	0.9	0.9	1.2
Avg. Stride Freq. [Hz]	2.3	2.4	2.4	2.3	2.3	2.3	2.4	2.3
Avg. Stride Length [m]	6.0	7.5	7.6	7.4	7.6	7.5	7.6	7.4



- [ ] Ranking at each section and finish
- .-.- No data available at this section
- NA No data available



Horse/Jockey Name	Kronenbourg
Final Rank	5
Fastest Section Time (Section)	0:11.18 (1200m)
Top Speed [km/h] (Section)	66.3 (1200m)
Race State	Finished

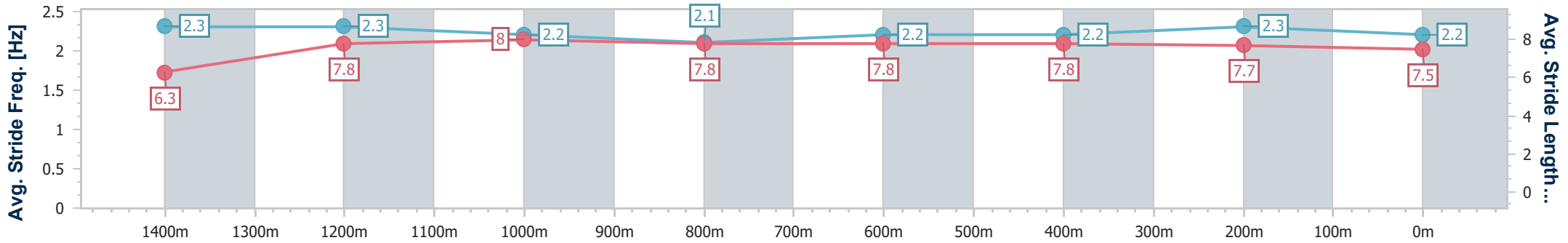
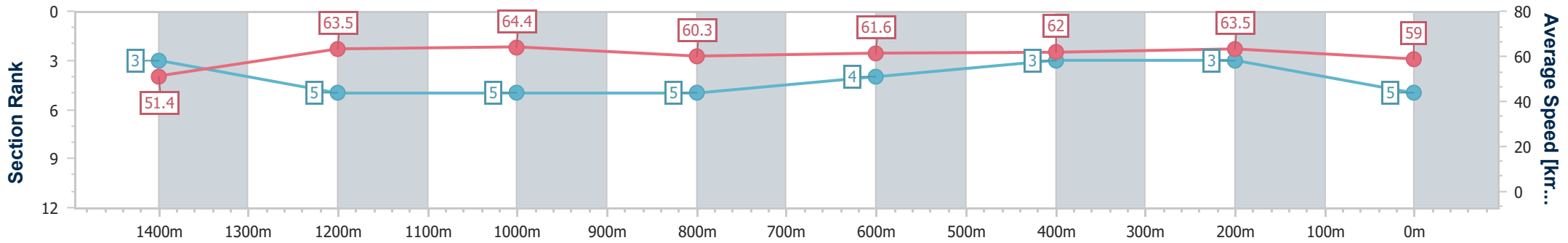


**Doomben QLD Professional**  
**Race 7: XXXX OPEN Handicap - 1600m**  
**08 February 2025 - 15:47**  
**Track Rating: Good 4, Weather: Fine, Rail Position: +2m Entire**



**BRISBANE**  
**RACING CLUB**

Section	Overall	1400m	1200m	1000m	800m	600m	400m	200m
Section Times	1:34.73 [5] (0:13.94)	1:20.79 [3] (0:11.30)	1:09.49 [5] (0:11.18)	0:58.31 [5] (0:11.93)	0:46.38 [5] (0:11.56)	0:34.82 [4] (0:11.32)	0:23.50 [3] (0:11.28)	0:12.22 [3] (0:12.22)
Average Speed [km/h]	51.4	63.5	64.4	60.3	61.6	62.0	63.5	59.0
Top Speed [km/h]	65.4	64.1	66.3	63.4	62.8	62.8	64.4	63.4
Avg. Dist. to Rail [m]	1.3	1.1	0.6	1.0	2.7	3.8	2.6	1.2
Avg. Stride Freq. [Hz]	2.3	2.3	2.2	2.1	2.2	2.2	2.3	2.2
Avg. Stride Length [m]	6.3	7.8	8.0	7.8	7.8	7.8	7.7	7.5



- [ ] Ranking at each section and finish
- .-.- No data available at this section
- NA No data available



Horse/Jockey Name	Red Top
Final Rank	6
Fastest Section Time (Section)	0:11.14 (1200m)
Top Speed [km/h] (Section)	65.5 (1200m)
Race State	Finished

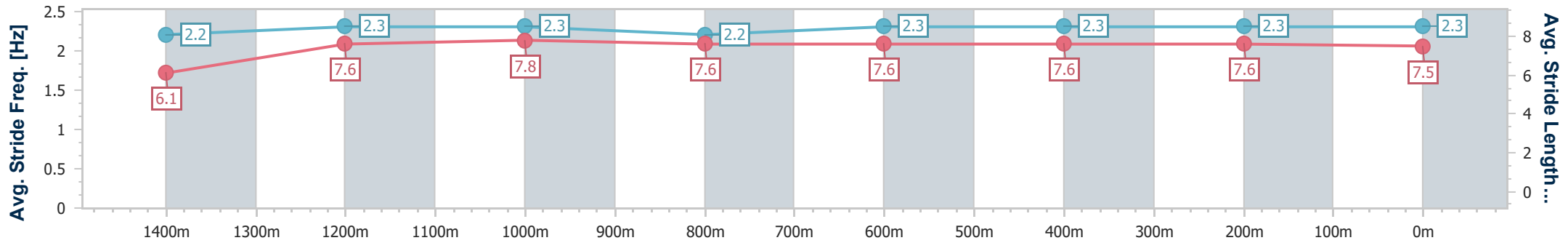
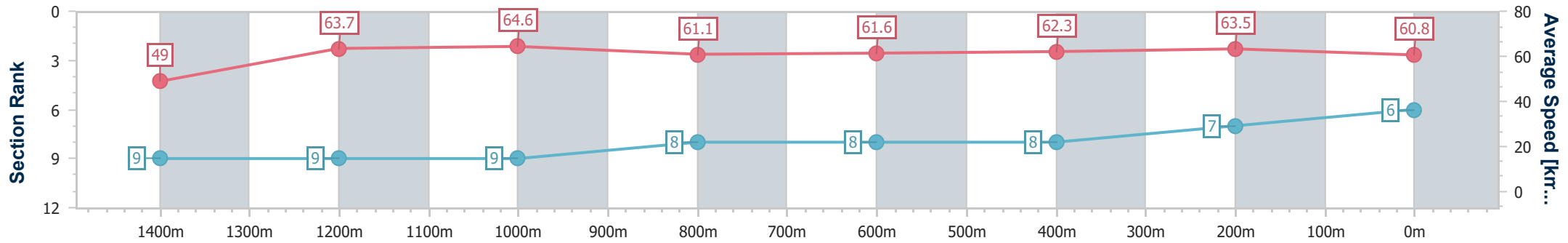


**Doomben QLD Professional**  
**Race 7: XXXX OPEN Handicap - 1600m**  
 08 February 2025 - 15:47  
 Track Rating: Good 4, Weather: Fine, Rail Position: +2m Entire



BRISBANE  
RACING CLUB

Section	Overall	1400m	1200m	1000m	800m	600m	400m	200m
Section Times	1:34.76 [6] (0:14.62)	1:20.14 [9] (0:11.17)	1:08.97 [9] (0:11.14)	0:57.83 [9] (0:11.81)	0:46.02 [8] (0:11.58)	0:34.44 [8] (0:11.35)	0:23.09 [8] (0:11.26)	0:11.83 [7] (0:11.83)
Average Speed [km/h]	49.0	63.7	64.6	61.1	61.6	62.3	63.5	60.8
Top Speed [km/h]	64.1	65.1	65.5	64.2	63.5	63.8	64.3	63.7
Avg. Dist. to Rail [m]	2.3	2.0	0.7	0.6	1.7	2.9	1.3	1.7
Avg. Stride Freq. [Hz]	2.2	2.3	2.3	2.2	2.3	2.3	2.3	2.3
Avg. Stride Length [m]	6.1	7.6	7.8	7.6	7.6	7.6	7.6	7.5



- [ ] Ranking at each section and finish
- .-.- No data available at this section
- NA No data available





Horse/Jockey Name	Hyde
Final Rank	7
Fastest Section Time (Section)	0:11.11 (1400m)
Top Speed [km/h] (Section)	67.3 (Overall)
Race State	Finished



Doomben QLD Professional

Race 7: XXXX OPEN Handicap - 1600m

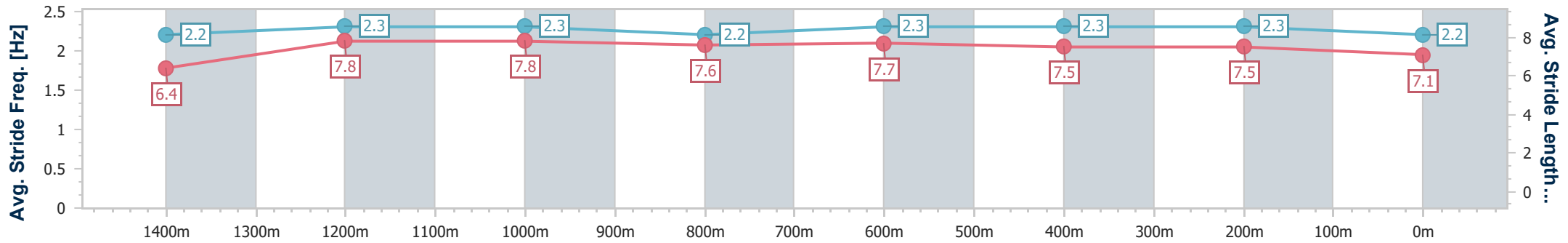
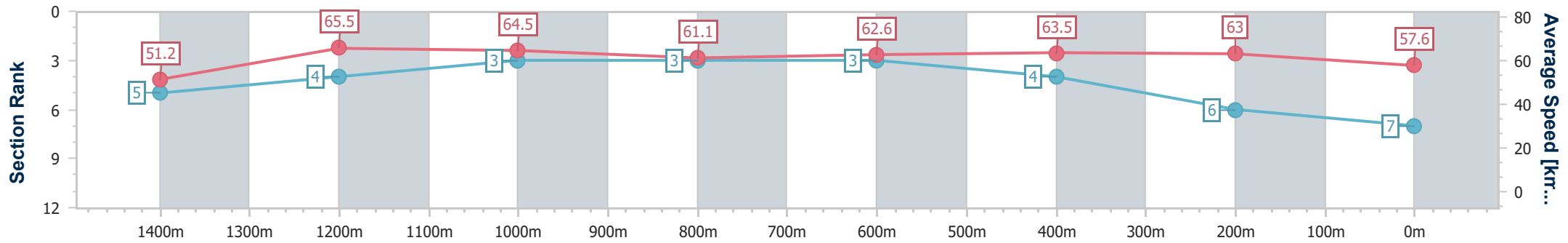
08 February 2025 - 15:47

Track Rating: Good 4, Weather: Fine, Rail Position: +2m Entire



BRISBANE RACING CLUB

Section	Overall	1400m	1200m	1000m	800m	600m	400m	200m
Section Times	1:35.22 [7] (0:14.07)	1:21.15 [5] (0:11.11)	1:10.04 [4] (0:11.19)	0:58.85 [3] (0:11.88)	0:46.97 [3] (0:11.60)	0:35.37 [3] (0:11.40)	0:23.97 [4] (0:11.45)	0:12.52 [6] (0:12.52)
Average Speed [km/h]	51.2	65.5	64.5	61.1	62.6	63.5	63.0	57.6
Top Speed [km/h]	67.3	66.4	65.9	63.3	64.1	65.4	64.6	59.8
Avg. Dist. to Rail [m]	4.0	2.1	4.8	3.4	1.7	1.2	2.0	3.7
Avg. Stride Freq. [Hz]	2.2	2.3	2.3	2.2	2.3	2.3	2.3	2.2
Avg. Stride Length [m]	6.4	7.8	7.8	7.6	7.7	7.5	7.5	7.1



- [ ] Ranking at each section and finish
- .-.- No data available at this section
- NA No data available



Horse/Jockey Name	Tapildoodleo
Final Rank	8
Fastest Section Time (Section)	0:11.12 (1200m)
Top Speed [km/h] (Section)	66.5 (Overall)
Race State	Finished



Doomben QLD Professional

Race 7: XXXX OPEN Handicap - 1600m

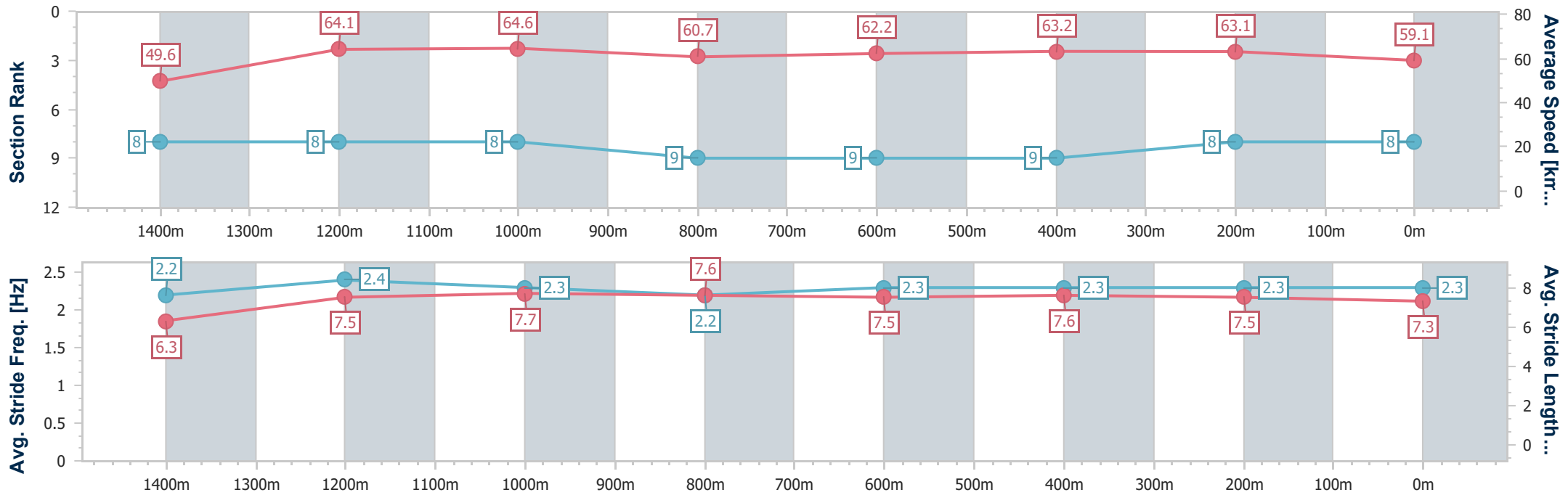
08 February 2025 - 15:47

Track Rating: Good 4, Weather: Fine, Rail Position: +2m Entire



BRISBANE RACING CLUB

Section	Overall	1400m	1200m	1000m	800m	600m	400m	200m
Section Times	1:35.41 [8] (0:14.53)	1:20.88 [8] (0:11.23)	1:09.65 [8] (0:11.12)	0:58.53 [8] (0:11.89)	0:46.64 [9] (0:11.58)	0:35.06 [9] (0:11.43)	0:23.63 [9] (0:11.42)	0:12.21 [8] (0:12.21)
Average Speed [km/h]	49.6	64.1	64.6	60.7	62.2	63.2	63.1	59.1
Top Speed [km/h]	66.5	66.3	65.6	63.0	63.9	63.9	64.0	63.1
Avg. Dist. to Rail [m]	4.7	0.5	0.8	0.8	0.2	0.5	2.2	3.6
Avg. Stride Freq. [Hz]	2.2	2.4	2.3	2.2	2.3	2.3	2.3	2.3
Avg. Stride Length [m]	6.3	7.5	7.7	7.6	7.5	7.6	7.5	7.3



- [ ] Ranking at each section and finish
- .-.- No data available at this section
- NA No data available



Horse/Jockey Name	Caprice Des Dieux
Final Rank	9
Fastest Section Time (Section)	0:11.22 (1200m)
Top Speed [km/h] (Section)	66.6 (1400m)
Race State	Finished



Doomben QLD Professional

Race 7: XXXX OPEN Handicap - 1600m

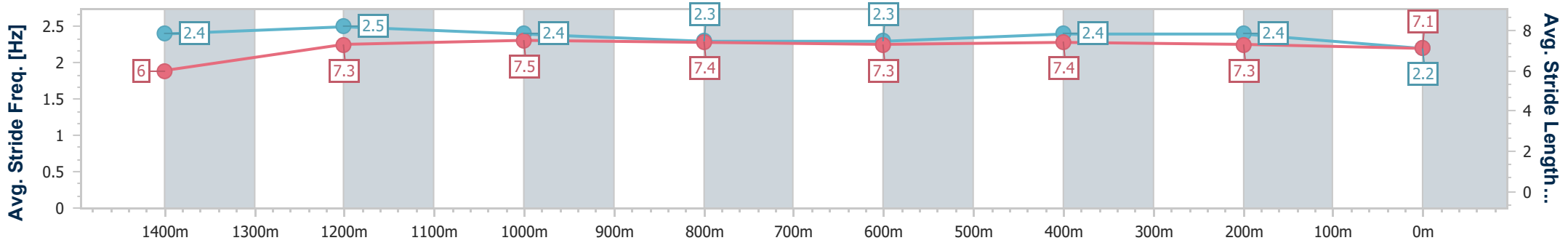
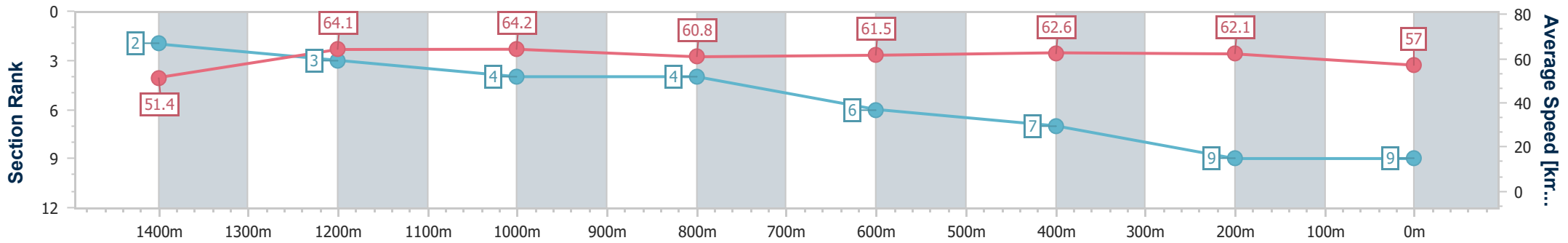
08 February 2025 - 15:47

Track Rating: Good 4, Weather: Fine, Rail Position: +2m Entire



BRISBANE RACING CLUB

Section	Overall	1400m	1200m	1000m	800m	600m	400m	200m
Section Times	1:35.85 [9] (0:13.93)	1:21.92 [2] (0:11.24)	1:10.68 [3] (0:11.22)	0:59.46 [4] (0:11.89)	0:47.57 [4] (0:11.79)	0:35.78 [6] (0:11.54)	0:24.24 [7] (0:11.61)	0:12.63 [9] (0:12.63)
Average Speed [km/h]	51.4	64.1	64.2	60.8	61.5	62.6	62.1	57.0
Top Speed [km/h]	66.5	66.6	65.7	62.8	62.9	63.1	63.2	61.4
Avg. Dist. to Rail [m]	1.1	1.1	2.9	2.2	1.0	0.6	1.7	1.5
Avg. Stride Freq. [Hz]	2.4	2.5	2.4	2.3	2.3	2.4	2.4	2.2
Avg. Stride Length [m]	6.0	7.3	7.5	7.4	7.3	7.4	7.3	7.1



- [ ] Ranking at each section and finish
- .-.- No data available at this section
- NA No data available