



Doomben QLD Professional

Race 9: BECOME A BRC MEMBER BENCHMARK 78 Handicap - 1600m

08 February 2025 - 17:10



BRISBANE
RACING CLUB

Track Rating: Good 3, Weather: Fine, Rail Position: +2m Entire

Section		Overall	1400m	1200m	1000m	800m	600m	400m	Last 600m				
Field Times		1:35.16 (0:14.18)	1:20.98 (0:11.50)	1:09.48 (0:11.74)	0:57.74 (0:11.77)	0:45.97 (0:11.80)	0:34.17 (0:11.66)	0:22.51 (0:10.98)	0:34.17				
Rank	TAB Horse/Jockey	Barrier	Top Speed [km/h]	Fastest Section									Distance Travelled [m]
1	15 THAT'S MOLLY Cejay Graham	14	67.9 400m	0:10.86 400m	1:35.16 [1] (0:14.93)	1:20.23 [9] (0:11.73)	1:08.50 [9] (0:11.75)	0:56.75 [9] (0:11.63)	0:45.12 [8] (0:11.64)	0:33.48 [9] (0:11.43)	0:22.05 [9] (0:10.86)	0:33.48	
2	14 ANEMACORE Michael Rodd	6	67.1 400m	0:10.96 400m	1:35.21 [2] (0:14.44)	1:20.77 [4] (0:11.58)	1:09.19 [4] (0:11.76)	0:57.43 [4] (0:11.72)	0:45.71 [4] (0:11.74)	0:33.97 [6] (0:11.43)	0:22.54 [3] (0:10.96)	0:33.97	-9
3	12 MASTER COPY Andrew Mallyon	1	66.0 400m	0:11.04 400m	1:35.46 [3] (0:14.60)	1:20.86 [6] (0:11.86)	1:09.00 [8] (0:11.92)	0:57.08 [8] (0:11.68)	0:45.40 [9] (0:11.56)	0:33.84 [8] (0:11.38)	0:22.46 [8] (0:11.04)	0:33.84	-6
4	13 WHISKY DREAM Emily Lang	2	65.4 400m	0:11.25 400m	1:35.50 [4] (0:14.52)	1:20.98 [5] (0:11.69)	1:09.29 [6] (0:11.84)	0:57.45 [6] (0:11.64)	0:45.81 [6] (0:11.52)	0:34.29 [4] (0:11.55)	0:22.74 [5] (0:11.25)	0:34.29	-8
5	8 EXPECTANT Georgina Cartwright	5	65.7 400m	0:11.24 400m	1:35.53 [5] (0:14.69)	1:20.84 [8] (0:11.42)	1:09.42 [5] (0:11.70)	0:57.72 [5] (0:11.73)	0:45.99 [5] (0:11.67)	0:34.32 [4] (0:11.52)	0:22.80 [4] (0:11.24)	0:34.32	-4
6	5 KORUTO Paul Hamblin	11	68.8 400m	0:10.82 400m	1:35.61 [6] (0:15.02)	1:20.59 [10] (0:11.79)	1:08.80 [10] (0:12.00)	0:56.80 [10] (0:11.70)	0:45.10 [11] (0:11.66)	0:33.44 [11] (0:11.28)	0:22.16 [11] (0:10.82)	0:33.44	-8
7	2 HADOUKEN Tahlia Fenlon	13	66.0 1400m	0:11.31 400m	1:35.74 [7] (0:14.18)	1:21.56 [1] (0:11.50)	1:10.06 [1] (0:11.74)	0:58.32 [1] (0:11.77)	0:46.55 [1] (0:11.80)	0:34.75 [1] (0:11.66)	0:23.09 [2] (0:11.31)	0:34.75	-4
8	4 YET HE MOVES Ryan Maloney	12	66.0 400m	0:11.18 400m	1:35.74 [8] (0:14.60)	1:21.14 [6] (0:11.85)	1:09.29 [7] (0:11.75)	0:57.54 [7] (0:11.70)	0:45.84 [7] (0:11.59)	0:34.25 [7] (0:11.47)	0:22.78 [7] (0:11.18)	0:34.25	-2
9	11 WITHOUT THINKING Vlad Duric	3	66.0 600m	0:11.24 400m	1:35.99 [9] (0:15.36)	1:20.63 [11] (0:11.67)	1:08.96 [11] (0:11.84)	0:57.12 [11] (0:11.59)	0:45.53 [10] (0:11.35)	0:34.18 [10] (0:11.35)	0:22.83 [10] (0:11.24)	0:34.18	-5
10	9 TRIFLING Taylor Marshall	10	64.1 1400m	0:11.58 1400m	1:37.01 [10] (0:14.28)	1:22.73 [2] (0:11.58)	1:11.15 [2] (0:11.74)	0:59.41 [2] (0:11.76)	0:47.65 [2] (0:11.67)	0:35.98 [2] (0:11.62)	0:24.36 [1] (0:11.63)	0:35.98	-3

Scratched: Hyde (#3), Defining (#7), Art By Concorde (#6), Liberty Steps (#10), Just Flying (#16)

[] Ranking at each section and finish
 -:-:- No data available at this section
 NA No data available

SCN Saddle cloth number
 DNF Did not finish
 DNT Did not track



Doomben QLD Professional

Race 9: BECOME A BRC MEMBER BENCHMARK 78 Handicap - 1600m

08 February 2025 - 17:10



BRISBANE
RACING CLUB

Track Rating: Good 3, Weather: Fine, Rail Position: +2m Entire

Section	Overall	1400m	1200m	1000m	800m	600m	400m	Last 600m
Field Times	1:35.16 (0:14.18)	1:20.98 (0:11.50)	1:09.48 (0:11.74)	0:57.74 (0:11.77)	0:45.97 (0:11.80)	0:34.17 (0:11.66)	0:22.51 (0:10.98)	0:34.17

Rank	TAB	Horse/Jockey	Barrier	Top Speed [km/h]	Fastest Section	Overall	1400m	1200m	1000m	800m	600m	400m	Last 600m	Distance Travelled [m]
11	1	YOUTH SPIRIT	7	65.4	0:11.60	1:37.94 [11]	1:23.58 [3]	1:11.92 [3]	1:00.27 [3]	0:48.50 [3]	0:36.73 [3]	0:25.13 [6]	0:36.73	+1
		Dan McGillivray		Overall	600m	(0:14.36)	(0:11.66)	(0:11.65)	(0:11.77)	(0:11.77)	(0:11.60)	(0:11.75)		

Scratched: Hyde (#3), Defining (#7), Art By Concorde (#6), Liberty Steps (#10), Just Flying (#16)

[] Ranking at each section and finish
 -:-:- No data available at this section
 NA No data available

SCN Saddle cloth number
 DNF Did not finish
 DNT Did not track



Doomben QLD Professional

Race 9: BECOME A BRC MEMBER BENCHMARK 78 Handicap - 1600m

08 February 2025 - 17:10



BRISBANE
RACING CLUB

Track Rating: Good 3, Weather: Fine, Rail Position: +2m Entire

Section				200m				Last 600m	
Field Times				0:11.53 (0:11.53)				0:34.17	
Rank	TAB	Horse/Jockey	Barrier	Top Speed [km/h]	Fastest Section	Margin			Distance Travelled [m]
1	15	THAT'S MOLLY Cejay Graham	14	67.9 400m	0:10.86 400m	0:11.19 [3] (0:11.19)	1:35.16		0:33.48
2	14	ANEMACORE Michael Rodd	6	67.1 400m	0:10.96 400m	0:11.58 [1] (0:11.58)	0.32L		0:33.97 -9
3	12	MASTER COPY Andrew Mallyon	1	66.0 400m	0:11.04 400m	0:11.42 [6] (0:11.42)	1.79L		0:33.84 -6
4	13	WHISKY DREAM Emily Lang	2	65.4 400m	0:11.25 400m	0:11.49 [5] (0:11.49)	2L		0:34.29 -8
5	8	EXPECTANT Georgina Cartwright	5	65.7 400m	0:11.24 400m	0:11.56 [4] (0:11.56)	2.2L		0:34.32 -4
6	5	KORUTO Paul Hamblin	11	68.8 400m	0:10.82 400m	0:11.34 [8] (0:11.34)	2.65L		0:33.44 -8
7	2	HADOUKEN Tahlia Fenlon	13	66.0 1400m	0:11.31 400m	0:11.78 [2] (0:11.78)	3.41L		0:34.75 -4
8	4	YET HE MOVES Ryan Maloney	12	66.0 400m	0:11.18 400m	0:11.60 [7] (0:11.60)	3.44L		0:34.25 -2
9	11	WITHOUT THINKING Vlad Duric	3	66.0 600m	0:11.24 400m	0:11.59 [10] (0:11.59)	4.88L		0:34.18 -5
10	9	TRIFLING Taylor Marshall	10	64.1 1400m	0:11.58 1400m	0:12.73 [9] (0:12.73)	10.87L		0:35.98 -3

Scratched: Hyde (#3), Defining (#7), Art By Concorde (#6), Liberty Steps (#10), Just Flying (#16)

Report Created: Sat 8 February 2025 17:26 GMT+1 (Note: Timing is based on position data)

Page 3/15

[] Ranking at each section and finish
 -:-:- No data available at this section
 NA No data available

SCN Saddle cloth number
 DNF Did not finish
 DNT Did not track

data processed by  **TRIPLES DATA**



Doomben QLD Professional

Race 9: BECOME A BRC MEMBER BENCHMARK 78 Handicap - 1600m

08 February 2025 - 17:10



BRISBANE
RACING CLUB

Track Rating: Good 3, Weather: Fine, Rail Position: +2m Entire

Section				200m				Last 600m		
Field Times				0:11.53 (0:11.53)				0:34.17		
Rank	TAB	Horse/Jockey	Barrier	Top Speed [km/h]	Fastest Section	Margin			Distance Travelled [m]	
11	1	YOUTH SPIRIT	7	65.4	0:11.60	0:13.38 [11]	16.35L		0:36.73	+1
		Dan McGillivray		Overall	600m	(0:13.38)				

Scratched: Hyde (#3), Defining (#7), Art By Concorde (#6), Liberty Steps (#10), Just Flying (#16)

[] Ranking at each section and finish
 -:-:- No data available at this section
 NA No data available

SCN Saddle cloth number
 DNF Did not finish
 DNT Did not track



Horse/Jockey Name	That's Molly
Final Rank	1
Fastest Section Time (Section)	0:10.86 (400m)
Top Speed [km/h] (Section)	67.9 (400m)
Race State	Finished



Doomben QLD Professional
Race 9: BECOME A BRC MEMBER BENCHMARK 78 Handicap - 1600m

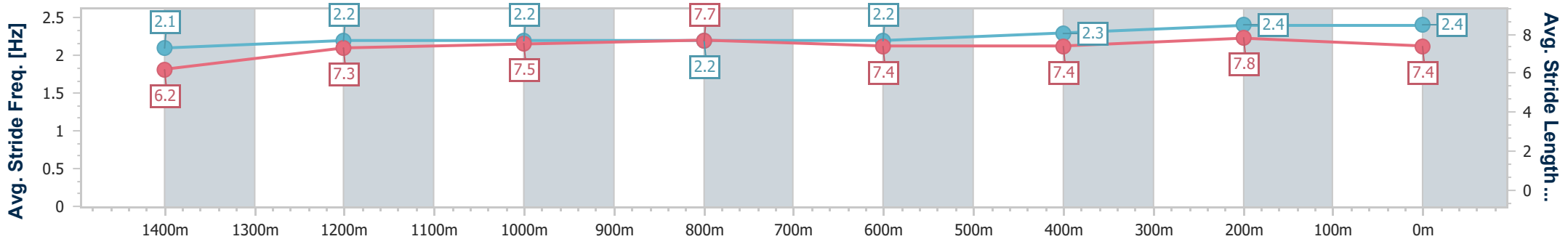
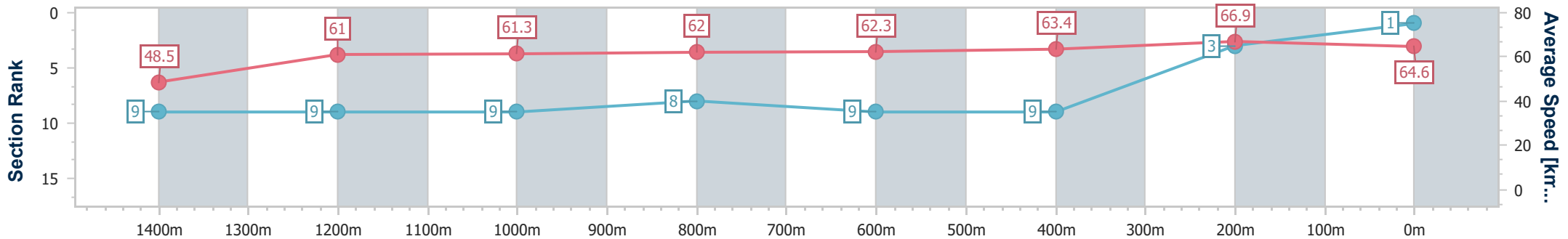


08 February 2025 - 17:10

BRISBANE RACING CLUB

Track Rating: Good 3, Weather: Fine, Rail Position: +2m Entire

Section	Overall	1400m	1200m	1000m	800m	600m	400m	200m
Section Times	1:35.16 [1] (0:14.93)	1:20.23 [9] (0:11.73)	1:08.50 [9] (0:11.75)	0:56.75 [9] (0:11.63)	0:45.12 [8] (0:11.64)	0:33.48 [9] (0:11.43)	0:22.05 [9] (0:10.86)	0:11.19 [3] (0:11.19)
Average Speed [km/h]	48.5	61.0	61.3	62.0	62.3	63.4	66.9	64.6
Top Speed [km/h]	60.5	61.7	62.2	62.8	63.8	65.4	67.9	66.6
Avg. Dist. to Rail [m]	6.4	0.3	0.4	0.3	1.3	1.6	7.2	7.3
Avg. Stride Freq. [Hz]	2.1	2.2	2.2	2.2	2.2	2.3	2.4	2.4
Avg. Stride Length [m]	6.2	7.3	7.5	7.7	7.4	7.4	7.8	7.4



- [] Ranking at each section and finish
- .-.- No data available at this section
- NA No data available



Horse/Jockey Name	Anemacore
Final Rank	2
Fastest Section Time (Section)	0:10.96 (400m)
Top Speed [km/h] (Section)	67.1 (400m)
Race State	Finished



Doomben QLD Professional
Race 9: BECOME A BRC MEMBER BENCHMARK 78 Handicap - 1600m

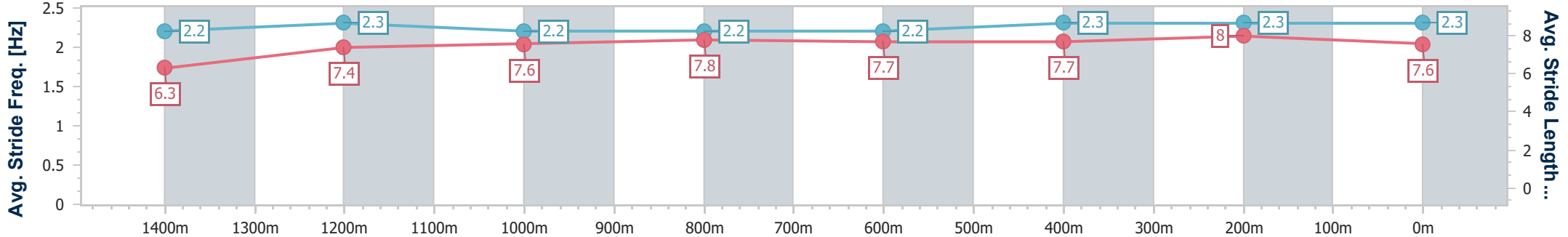
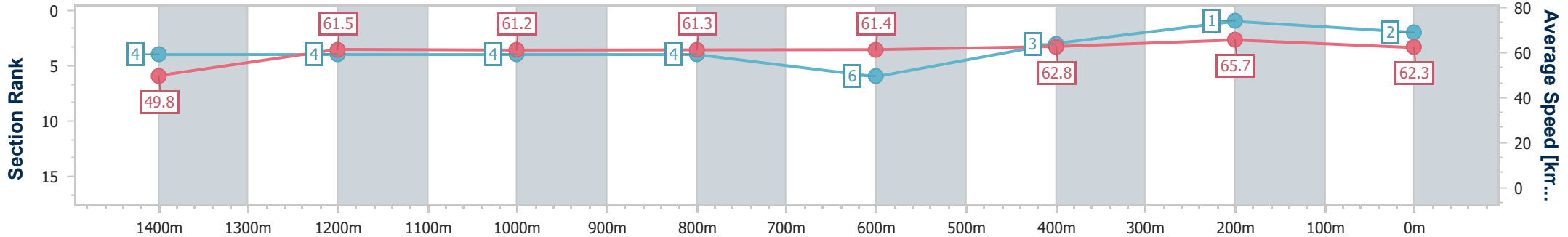


08 February 2025 - 17:10

BRISBANE RACING CLUB

Track Rating: Good 3, Weather: Fine, Rail Position: +2m Entire

Section	Overall	1400m	1200m	1000m	800m	600m	400m	200m
Section Times	1:35.21 [2] (0:14.44)	1:20.77 [4] (0:11.58)	1:09.19 [4] (0:11.76)	0:57.43 [4] (0:11.72)	0:45.71 [4] (0:11.74)	0:33.97 [6] (0:11.43)	0:22.54 [3] (0:10.96)	0:11.58 [1] (0:11.58)
Average Speed [km/h]	49.8	61.5	61.2	61.3	61.4	62.8	65.7	62.3
Top Speed [km/h]	63.4	62.7	62.5	63.3	63.5	63.7	67.1	65.1
Avg. Dist. to Rail [m]	2.1	1.9	0.3	0.7	0.2	0.8	2.9	4.8
Avg. Stride Freq. [Hz]	2.2	2.3	2.2	2.2	2.2	2.3	2.3	2.3
Avg. Stride Length [m]	6.3	7.4	7.6	7.8	7.7	7.7	8.0	7.6



- [] Ranking at each section and finish
- .-.- No data available at this section
- NA No data available



Horse/Jockey Name	Master Copy
Final Rank	3
Fastest Section Time (Section)	0:11.04 (400m)
Top Speed [km/h] (Section)	66.0 (400m)
Race State	Finished

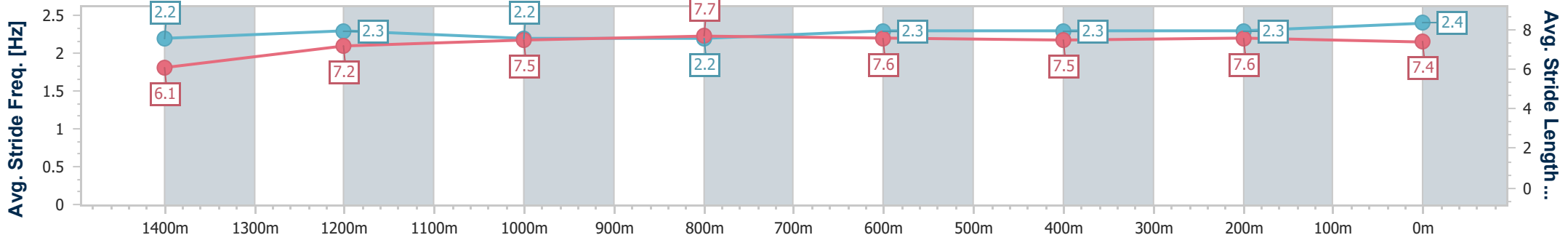
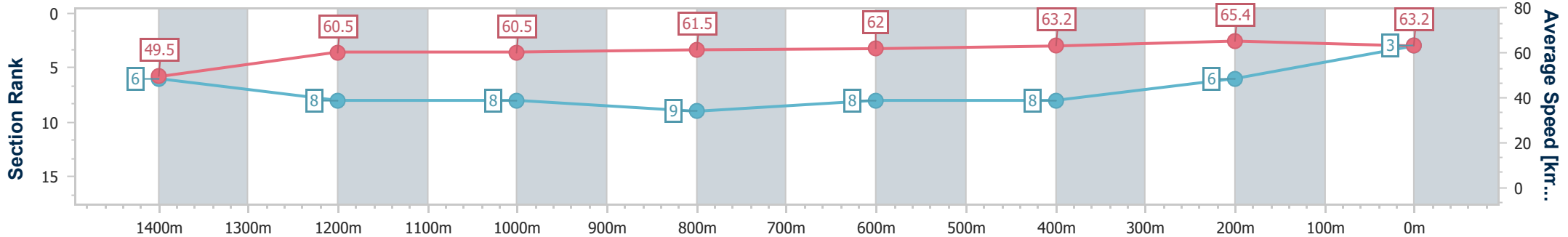


Doomben QLD Professional
Race 9: BECOME A BRC MEMBER BENCHMARK 78 Handicap - 1600m
 08 February 2025 - 17:10
 Track Rating: Good 3, Weather: Fine, Rail Position: +2m Entire



BRISBANE
RACING CLUB

Section	Overall	1400m	1200m	1000m	800m	600m	400m	200m
Section Times	1:35.46 [3] (0:14.60)	1:20.86 [6] (0:11.86)	1:09.00 [8] (0:11.92)	0:57.08 [8] (0:11.68)	0:45.40 [9] (0:11.56)	0:33.84 [8] (0:11.38)	0:22.46 [8] (0:11.04)	0:11.42 [6] (0:11.42)
Average Speed [km/h]	49.5	60.5	60.5	61.5	62.0	63.2	65.4	63.2
Top Speed [km/h]	60.8	61.0	61.6	62.2	64.7	64.8	66.0	65.0
Avg. Dist. to Rail [m]	1.5	0.3	0.5	0.3	0.5	0.3	0.6	1.3
Avg. Stride Freq. [Hz]	2.2	2.3	2.2	2.2	2.3	2.3	2.3	2.4
Avg. Stride Length [m]	6.1	7.2	7.5	7.7	7.6	7.5	7.6	7.4



- [] Ranking at each section and finish
- .-.- No data available at this section
- NA No data available



Horse/Jockey Name	Whisky Dream
Final Rank	4
Fastest Section Time (Section)	0:11.25 (400m)
Top Speed [km/h] (Section)	65.4 (400m)
Race State	Finished

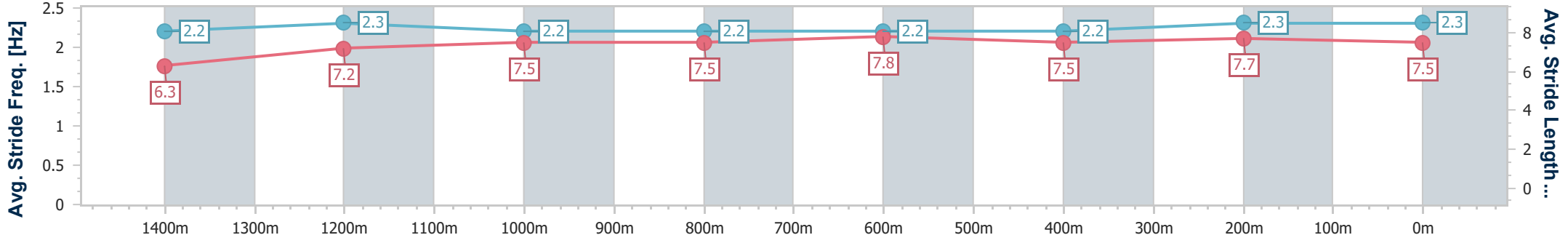
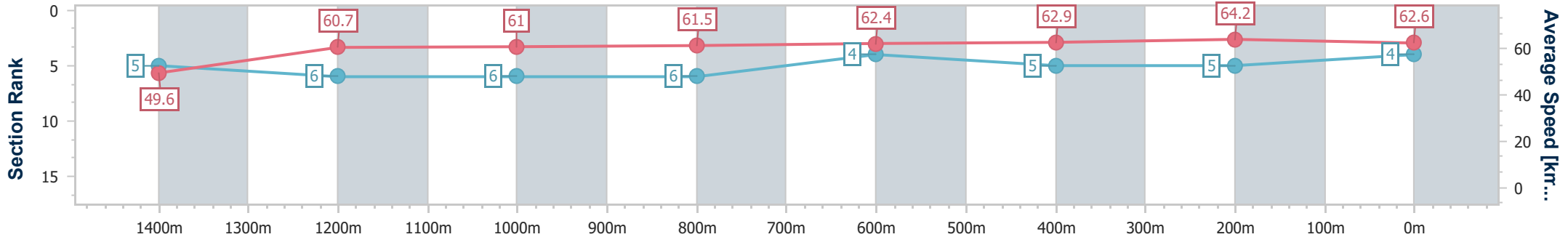


Doomben QLD Professional
Race 9: BECOME A BRC MEMBER BENCHMARK 78 Handicap - 1600m
 08 February 2025 - 17:10
 Track Rating: Good 3, Weather: Fine, Rail Position: +2m Entire



BRISBANE
RACING CLUB

Section	Overall	1400m	1200m	1000m	800m	600m	400m	200m
Section Times	1:35.50 [4] (0:14.52)	1:20.98 [5] (0:11.69)	1:09.29 [6] (0:11.84)	0:57.45 [6] (0:11.64)	0:45.81 [6] (0:11.52)	0:34.29 [4] (0:11.55)	0:22.74 [5] (0:11.25)	0:11.49 [5] (0:11.49)
Average Speed [km/h]	49.6	60.7	61.0	61.5	62.4	62.9	64.2	62.6
Top Speed [km/h]	61.1	61.4	61.5	63.2	63.3	63.5	65.4	64.6
Avg. Dist. to Rail [m]	1.6	1.9	1.2	1.6	0.7	1.1	0.6	1.0
Avg. Stride Freq. [Hz]	2.2	2.3	2.2	2.2	2.2	2.2	2.3	2.3
Avg. Stride Length [m]	6.3	7.2	7.5	7.5	7.8	7.5	7.7	7.5



- [] Ranking at each section and finish
- .-.- No data available at this section
- NA No data available



Horse/Jockey Name	Expectant
Final Rank	5
Fastest Section Time (Section)	0:11.24 (400m)
Top Speed [km/h] (Section)	65.7 (400m)
Race State	Finished



Doomben QLD Professional
Race 9: BECOME A BRC MEMBER BENCHMARK 78 Handicap - 1600m

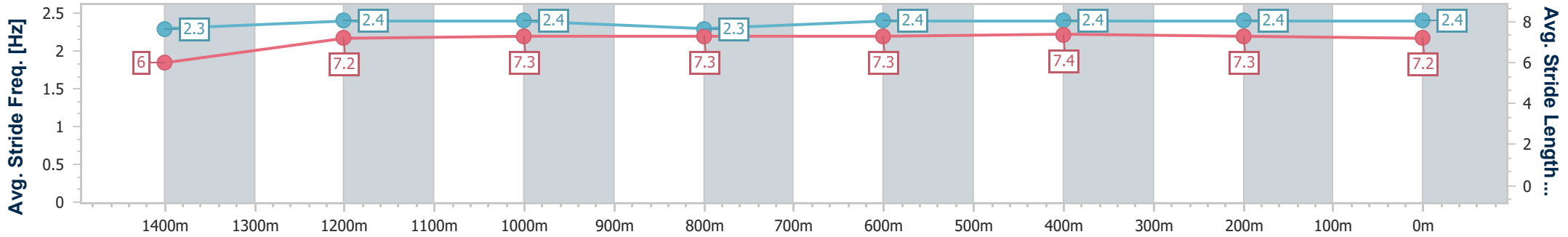
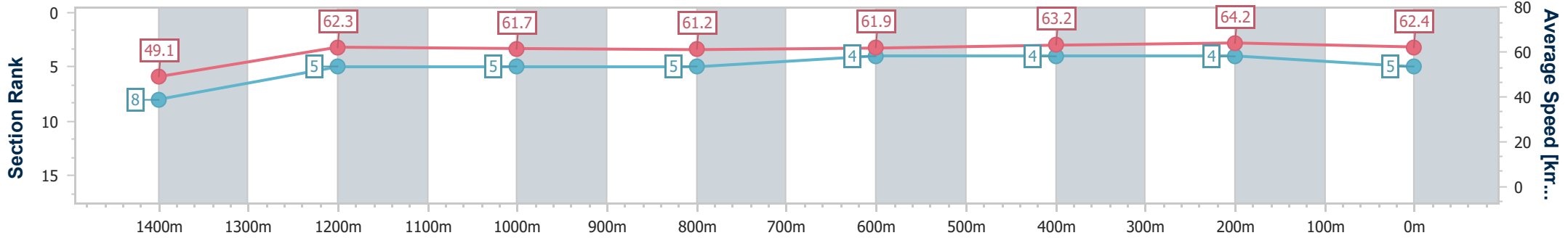


08 February 2025 - 17:10

BRISBANE
RACING CLUB

Track Rating: Good 3, Weather: Fine, Rail Position: +2m Entire

Section	Overall	1400m	1200m	1000m	800m	600m	400m	200m
Section Times	1:35.53 [5] (0:14.69)	1:20.84 [8] (0:11.42)	1:09.42 [5] (0:11.70)	0:57.72 [5] (0:11.73)	0:45.99 [5] (0:11.67)	0:34.32 [4] (0:11.52)	0:22.80 [4] (0:11.24)	0:11.56 [4] (0:11.56)
Average Speed [km/h]	49.1	62.3	61.7	61.2	61.9	63.2	64.2	62.4
Top Speed [km/h]	63.5	62.8	62.2	62.8	63.6	64.2	65.7	64.3
Avg. Dist. to Rail [m]	2.0	1.6	0.3	0.2	0.9	1.4	5.1	7.3
Avg. Stride Freq. [Hz]	2.3	2.4	2.4	2.3	2.4	2.4	2.4	2.4
Avg. Stride Length [m]	6.0	7.2	7.3	7.3	7.3	7.4	7.3	7.2



- [] Ranking at each section and finish
- .-.- No data available at this section
- NA No data available



Horse/Jockey Name	Koruto
Final Rank	6
Fastest Section Time (Section)	0:10.82 (400m)
Top Speed [km/h] (Section)	68.8 (400m)
Race State	Finished



Doomben QLD Professional
Race 9: BECOME A BRC MEMBER BENCHMARK 78 Handicap - 1600m

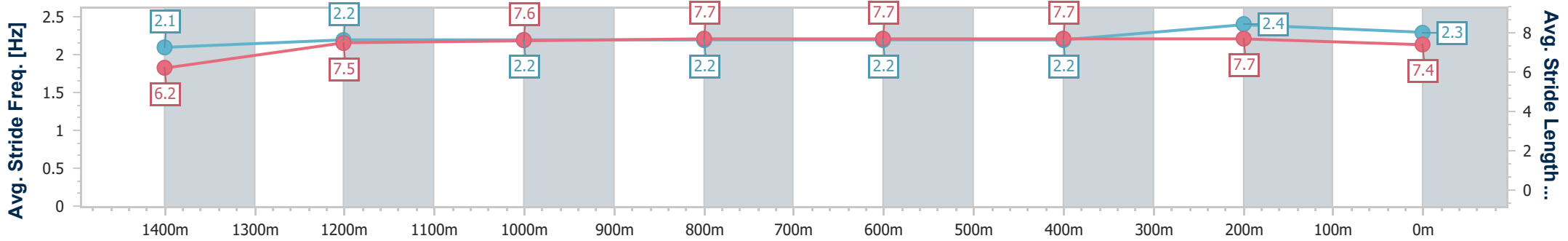
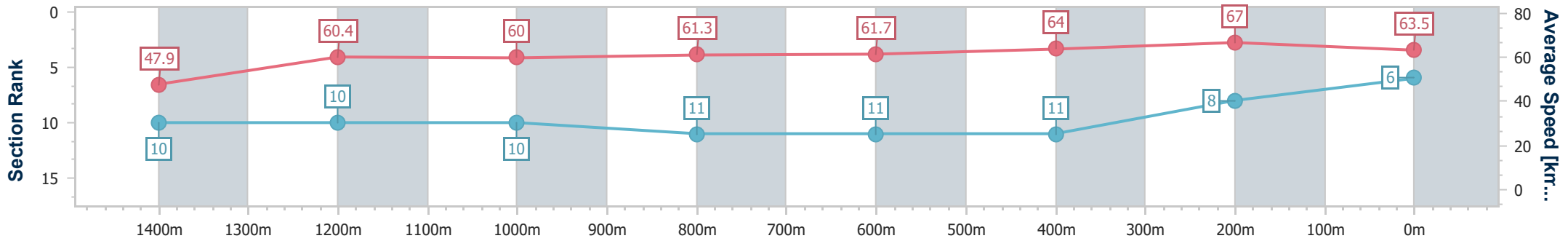


08 February 2025 - 17:10

BRISBANE RACING CLUB

Track Rating: Good 3, Weather: Fine, Rail Position: +2m Entire

Section	Overall	1400m	1200m	1000m	800m	600m	400m	200m
Section Times	1:35.61 [6] (0:15.02)	1:20.59 [10] (0:11.79)	1:08.80 [10] (0:12.00)	0:56.80 [10] (0:11.70)	0:45.10 [11] (0:11.66)	0:33.44 [11] (0:11.28)	0:22.16 [11] (0:10.82)	0:11.34 [8] (0:11.34)
Average Speed [km/h]	47.9	60.4	60.0	61.3	61.7	64.0	67.0	63.5
Top Speed [km/h]	62.0	62.2	61.3	62.4	64.1	67.2	68.8	67.9
Avg. Dist. to Rail [m]	4.0	2.0	1.3	1.1	0.5	0.6	4.5	6.3
Avg. Stride Freq. [Hz]	2.1	2.2	2.2	2.2	2.2	2.2	2.4	2.3
Avg. Stride Length [m]	6.2	7.5	7.6	7.7	7.7	7.7	7.7	7.4



- [] Ranking at each section and finish
- .-.- No data available at this section
- NA No data available



Horse/Jockey Name	Hadouken
Final Rank	7
Fastest Section Time (Section)	0:11.31 (400m)
Top Speed [km/h] (Section)	66.0 (1400m)
Race State	Finished

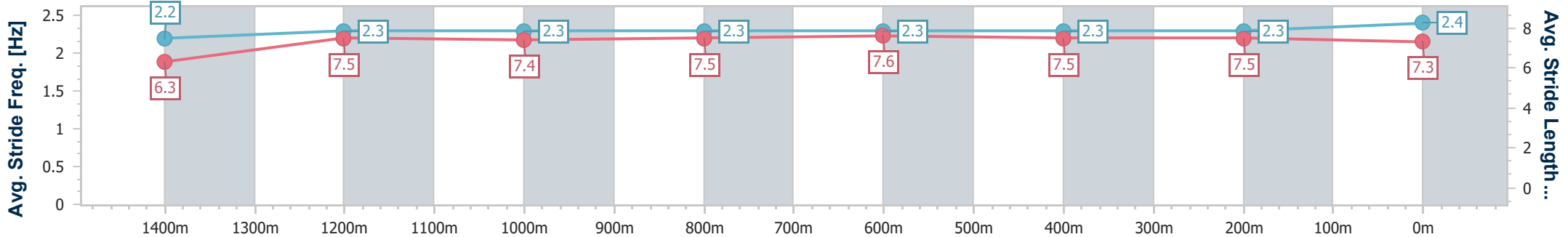
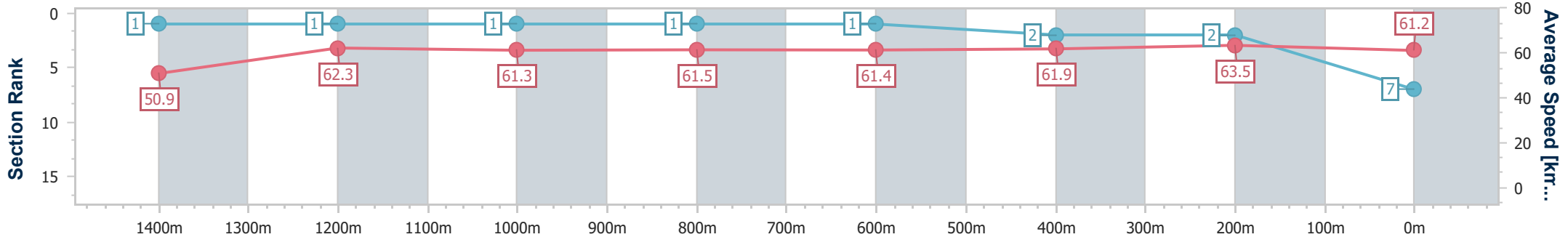


Doomben QLD Professional
Race 9: BECOME A BRC MEMBER BENCHMARK 78 Handicap - 1600m
 08 February 2025 - 17:10
 Track Rating: Good 3, Weather: Fine, Rail Position: +2m Entire



BRISBANE
RACING CLUB

Section	Overall	1400m	1200m	1000m	800m	600m	400m	200m
Section Times	1:35.74 [7] (0:14.18)	1:21.56 [1] (0:11.50)	1:10.06 [1] (0:11.74)	0:58.32 [1] (0:11.77)	0:46.55 [1] (0:11.80)	0:34.75 [1] (0:11.66)	0:23.09 [2] (0:11.31)	0:11.78 [2] (0:11.78)
Average Speed [km/h]	50.9	62.3	61.3	61.5	61.4	61.9	63.5	61.2
Top Speed [km/h]	65.6	66.0	62.2	62.4	62.8	62.7	64.6	62.8
Avg. Dist. to Rail [m]	6.2	1.0	1.3	2.2	1.6	0.6	1.6	3.9
Avg. Stride Freq. [Hz]	2.2	2.3	2.3	2.3	2.3	2.3	2.3	2.4
Avg. Stride Length [m]	6.3	7.5	7.4	7.5	7.6	7.5	7.5	7.3



- [] Ranking at each section and finish
- .-.- No data available at this section
- NA No data available



Horse/Jockey Name	Yet He Moves
Final Rank	8
Fastest Section Time (Section)	0:11.18 (400m)
Top Speed [km/h] (Section)	66.0 (400m)
Race State	Finished

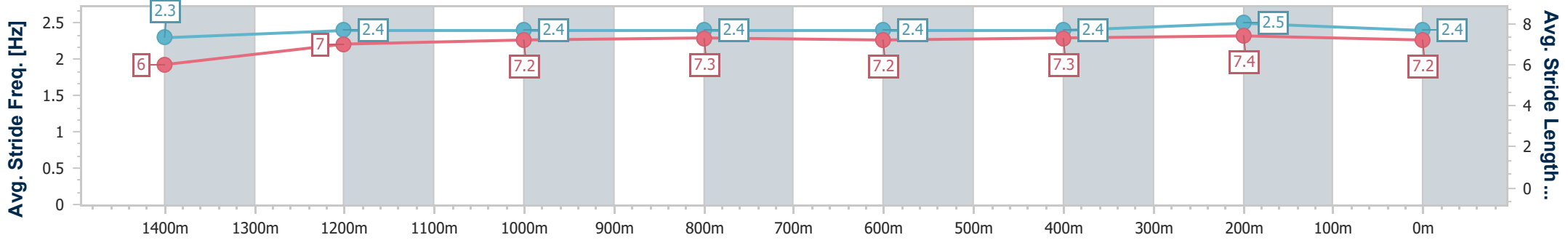
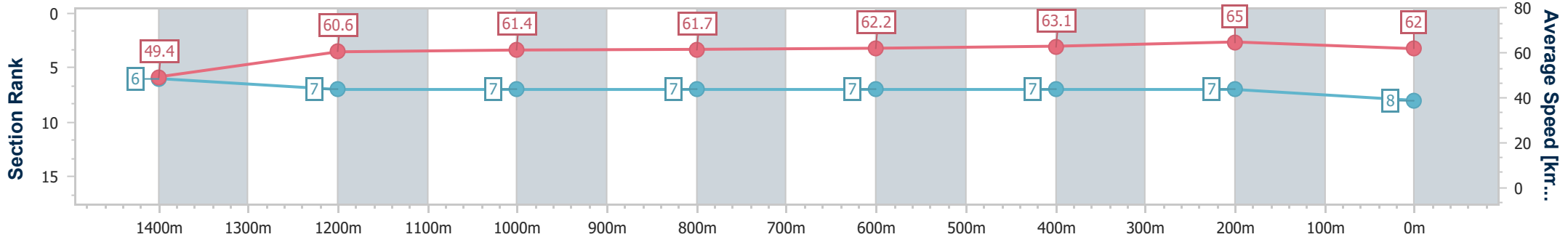


Doomben QLD Professional
Race 9: BECOME A BRC MEMBER BENCHMARK 78 Handicap - 1600m
 08 February 2025 - 17:10
 Track Rating: Good 3, Weather: Fine, Rail Position: +2m Entire



BRISBANE
RACING CLUB

Section	Overall	1400m	1200m	1000m	800m	600m	400m	200m
Section Times	1:35.74 [8] (0:14.60)	1:21.14 [6] (0:11.85)	1:09.29 [7] (0:11.75)	0:57.54 [7] (0:11.70)	0:45.84 [7] (0:11.59)	0:34.25 [7] (0:11.47)	0:22.78 [7] (0:11.18)	0:11.60 [7] (0:11.60)
Average Speed [km/h]	49.4	60.6	61.4	61.7	62.2	63.1	65.0	62.0
Top Speed [km/h]	61.7	61.9	62.5	63.3	64.2	65.3	66.0	64.9
Avg. Dist. to Rail [m]	5.0	0.5	0.4	0.6	0.7	1.0	5.4	6.4
Avg. Stride Freq. [Hz]	2.3	2.4	2.4	2.4	2.4	2.4	2.5	2.4
Avg. Stride Length [m]	6.0	7.0	7.2	7.3	7.2	7.3	7.4	7.2



- [] Ranking at each section and finish
- .-.- No data available at this section
- NA No data available



Horse/Jockey Name	Without Thinking
Final Rank	9
Fastest Section Time (Section)	0:11.24 (400m)
Top Speed [km/h] (Section)	66.0 (600m)
Race State	Finished



Doomben QLD Professional
Race 9: BECOME A BRC MEMBER BENCHMARK 78 Handicap - 1600m

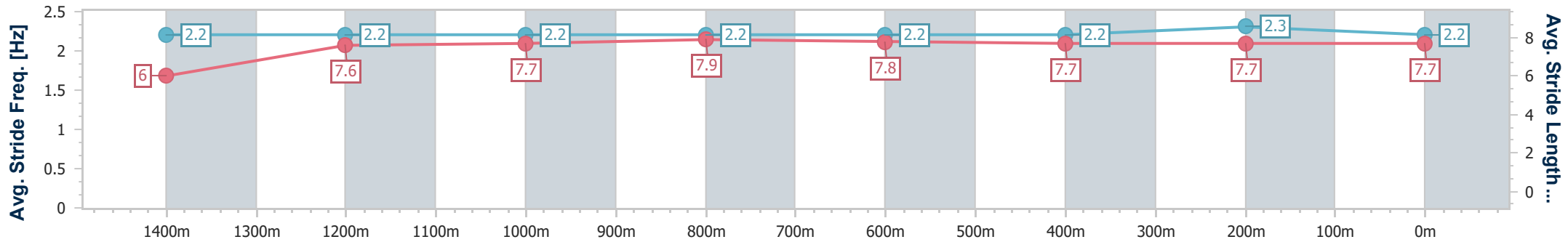
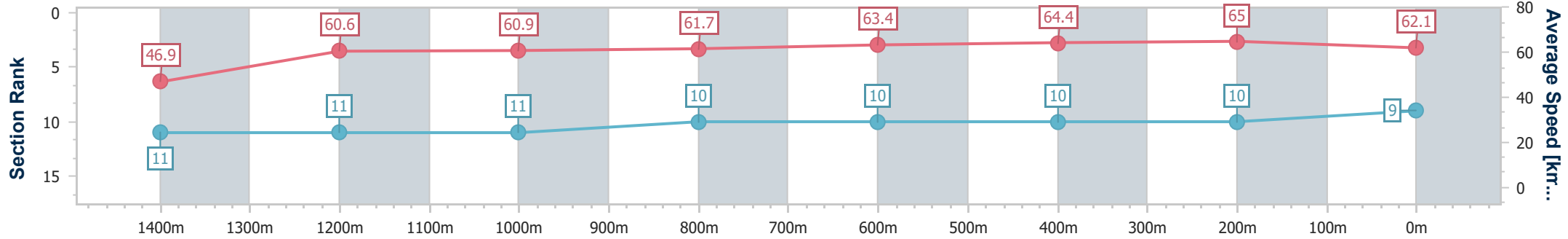


08 February 2025 - 17:10

BRISBANE RACING CLUB

Track Rating: Good 3, Weather: Fine, Rail Position: +2m Entire

Section	Overall	1400m	1200m	1000m	800m	600m	400m	200m
Section Times	1:35.99 [9] (0:15.36)	1:20.63 [11] (0:11.67)	1:08.96 [11] (0:11.84)	0:57.12 [11] (0:11.59)	0:45.53 [10] (0:11.35)	0:34.18 [10] (0:11.35)	0:22.83 [10] (0:11.24)	0:11.59 [10] (0:11.59)
Average Speed [km/h]	46.9	60.6	60.9	61.7	63.4	64.4	65.0	62.1
Top Speed [km/h]	59.2	62.0	61.6	62.4	65.1	66.0	65.9	64.7
Avg. Dist. to Rail [m]	2.0	2.9	2.1	1.9	1.2	2.7	8.5	9.5
Avg. Stride Freq. [Hz]	2.2	2.2	2.2	2.2	2.2	2.2	2.3	2.2
Avg. Stride Length [m]	6.0	7.6	7.7	7.9	7.8	7.7	7.7	7.7



- [] Ranking at each section and finish
- .-.- No data available at this section
- NA No data available



Horse/Jockey Name	Trifling
Final Rank	10
Fastest Section Time (Section)	0:11.58 (1400m)
Top Speed [km/h] (Section)	64.1 (1400m)
Race State	Finished



Doomben QLD Professional
Race 9: BECOME A BRC MEMBER BENCHMARK 78 Handicap - 1600m

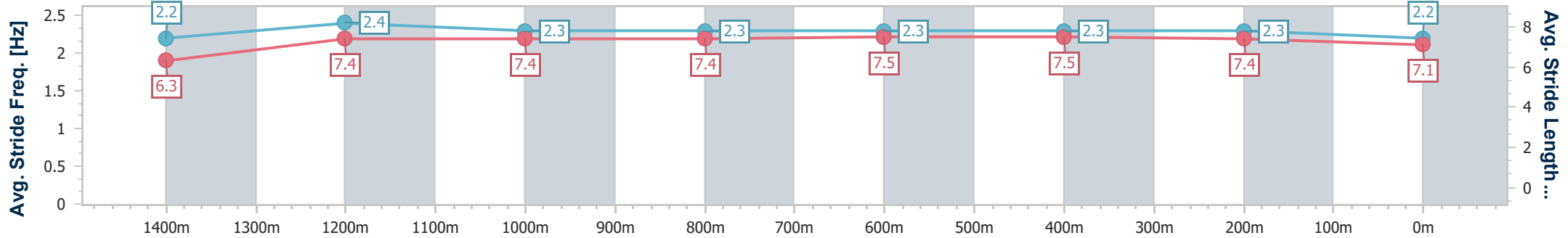
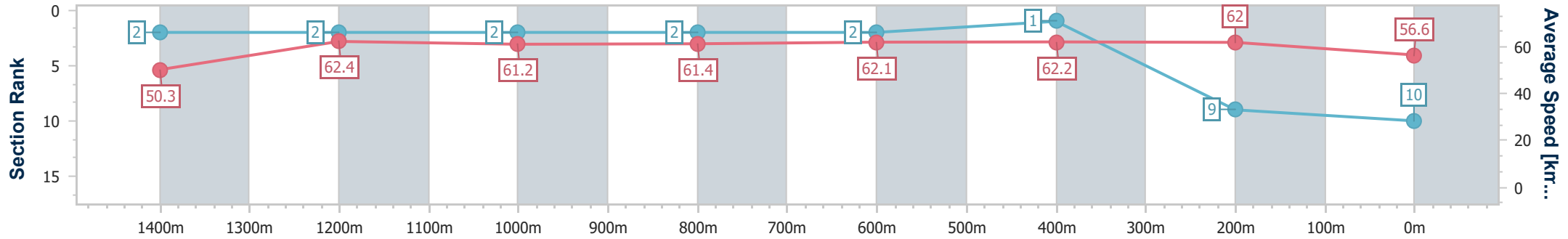


08 February 2025 - 17:10

BRISBANE RACING CLUB

Track Rating: Good 3, Weather: Fine, Rail Position: +2m Entire

Section	Overall	1400m	1200m	1000m	800m	600m	400m	200m
Section Times	1:37.01 [10] (0:14.28)	1:22.73 [2] (0:11.58)	1:11.15 [2] (0:11.74)	0:59.41 [2] (0:11.76)	0:47.65 [2] (0:11.67)	0:35.98 [2] (0:11.62)	0:24.36 [1] (0:11.63)	0:12.73 [9] (0:12.73)
Average Speed [km/h]	50.3	62.4	61.2	61.4	62.1	62.2	62.0	56.6
Top Speed [km/h]	64.0	64.1	62.5	62.4	63.2	63.4	62.8	61.2
Avg. Dist. to Rail [m]	3.3	0.5	1.6	1.4	0.8	0.8	2.8	3.8
Avg. Stride Freq. [Hz]	2.2	2.4	2.3	2.3	2.3	2.3	2.3	2.2
Avg. Stride Length [m]	6.3	7.4	7.4	7.4	7.5	7.5	7.4	7.1



- [] Ranking at each section and finish
- .-.- No data available at this section
- NA No data available



Horse/Jockey Name	Youth Spirit
Final Rank	11
Fastest Section Time (Section)	0:11.60 (600m)
Top Speed [km/h] (Section)	65.4 (Overall)
Race State	Finished



Doomben QLD Professional
Race 9: BECOME A BRC MEMBER BENCHMARK 78 Handicap - 1600m

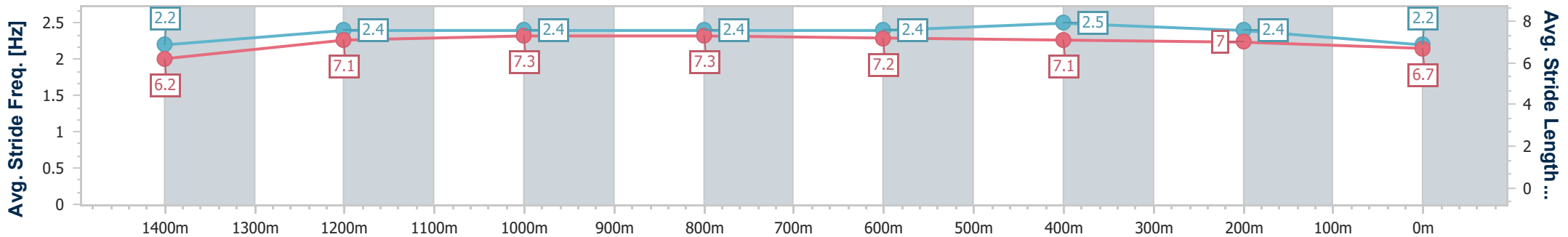
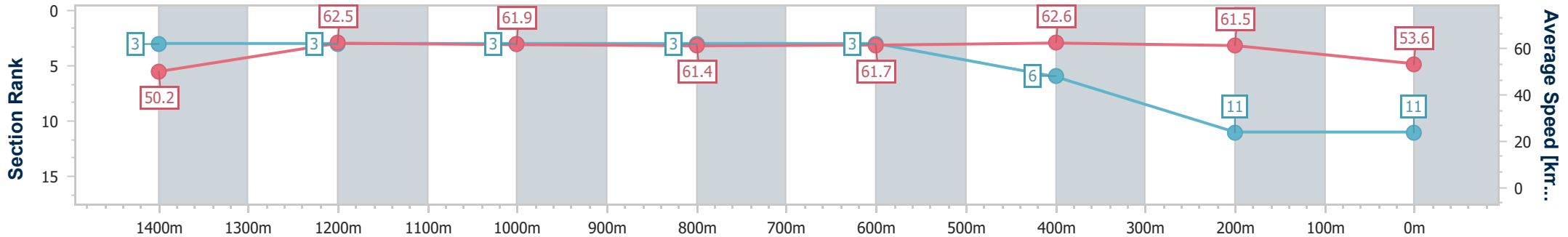


08 February 2025 - 17:10

BRISBANE RACING CLUB

Track Rating: Good 3, Weather: Fine, Rail Position: +2m Entire

Section	Overall	1400m	1200m	1000m	800m	600m	400m	200m
Section Times	1:37.94 [11] (0:14.36)	1:23.58 [3] (0:11.66)	1:11.92 [3] (0:11.65)	1:00.27 [3] (0:11.77)	0:48.50 [3] (0:11.77)	0:36.73 [3] (0:11.60)	0:25.13 [6] (0:11.75)	0:13.38 [11] (0:13.38)
Average Speed [km/h]	50.2	62.5	61.9	61.4	61.7	62.6	61.5	53.6
Top Speed [km/h]	65.4	63.7	62.4	61.9	63.0	63.1	63.2	60.1
Avg. Dist. to Rail [m]	2.9	1.5	2.3	2.2	1.7	1.2	3.9	5.5
Avg. Stride Freq. [Hz]	2.2	2.4	2.4	2.4	2.4	2.5	2.4	2.2
Avg. Stride Length [m]	6.2	7.1	7.3	7.3	7.2	7.1	7.0	6.7



- [] Ranking at each section and finish
- .-.- No data available at this section
- NA No data available