



Doomben QLD Professional

Race 10: LADBROKES BLACKBOOK BENCHMARK 85 Handicap - 1200m

08 February 2025 - 17:50



BRISBANE
RACING CLUB

Track Rating: Good 3, Weather: Fine, Rail Position: +2m Entire

Section													Last 600m				
Field Times		Overall	1000m	800m	600m	400m	200m						0:34.30				
		1:09.02 (0:13.04)	0:55.98 (0:10.42)	0:45.56 (0:11.26)	0:34.30 (0:11.19)	0:23.11 (0:11.31)	0:11.80 (0:11.80)										
Rank	TAB Horse/Jockey	Barrier	Top Speed [km/h]	Fastest Section												Margin	Distance Travelled [m]
1	6 MASTER SHOWMAN Angela Jones	3	68.1 1000m	0:10.79 1000m	1:09.02 [1] (0:13.51)	0:55.51 [6] (0:10.79)	0:44.72 [7] (0:11.03)	0:33.69 [6] (0:11.21)	0:22.48 [6] (0:10.97)	0:11.51 [6] (0:11.51)	1:09.02	0:33.69					
2	13 ZOUPERB Emily Lang	9	69.1 400m	0:10.75 1000m	1:09.06 [2] (0:13.78)	0:55.28 [9] (0:10.75)	0:44.53 [9] (0:10.97)	0:33.56 [9] (0:11.21)	0:22.35 [7] (0:10.81)	0:11.54 [7] (0:11.54)	0.24L	0:33.56	+4				
3	3 LOST IN TRANSIT Cody Collis	1	70.8 1000m	0:10.60 1000m	1:09.13 [3] (0:13.39)	0:55.74 [5] (0:10.60)	0:45.14 [5] (0:11.19)	0:33.95 [5] (0:11.23)	0:22.72 [5] (0:11.07)	0:11.65 [5] (0:11.65)	0.64L	0:33.95	+1				
4	8 HURTS SO GOOD James Orman	6	69.9 Overall	0:10.64 1000m	1:09.20 [4] (0:13.28)	0:55.92 [3] (0:10.64)	0:45.28 [4] (0:11.11)	0:34.17 [3] (0:11.22)	0:22.95 [4] (0:11.03)	0:11.92 [2] (0:11.92)	1.09L	0:34.17	-1				
5	4 SHOW SOME DECORUM Andrew Mallyon	4	67.9 800m	0:10.82 1000m	1:09.26 [5] (0:13.68)	0:55.58 [8] (0:10.82)	0:44.76 [8] (0:10.98)	0:33.78 [8] (0:11.31)	0:22.47 [9] (0:11.00)	0:11.47 [9] (0:11.47)	1.4L	0:33.78	+1				
6	7 BEAUX RUMBLE Michael Rodd	7	70.6 1000m	0:10.45 1000m	1:09.34 [6] (0:13.31)	0:56.03 [4] (0:10.45)	0:45.58 [3] (0:11.28)	0:34.30 [4] (0:11.08)	0:23.22 [2] (0:11.17)	0:12.05 [3] (0:12.05)	1.88L	0:34.30	+4				
7	5 PIZARRO Ryan Maloney	14	67.9 800m	0:10.76 1000m	1:09.34 [7] (0:13.98)	0:55.36 [10] (0:10.76)	0:44.60 [10] (0:10.96)	0:33.64 [10] (0:11.30)	0:22.34 [10] (0:10.93)	0:11.41 [10] (0:11.41)	1.92L	0:33.64	+4				
8	11 AMORE VELOCE Vlad Duric	12	71.6 1000m	0:10.42 1000m	1:09.42 [8] (0:13.04)	0:56.38 [1] (0:10.42)	0:45.96 [1] (0:11.26)	0:34.70 [1] (0:11.19)	0:23.51 [1] (0:11.31)	0:12.20 [1] (0:12.20)	2.37L	0:34.70	+1				
9	1 OVIDIUS Tahlia Fenlon	5	69.4 1000m	0:10.54 1000m	1:09.61 [9] (0:13.19)	0:56.42 [2] (0:10.54)	0:45.88 [2] (0:11.16)	0:34.72 [2] (0:11.28)	0:23.44 [3] (0:11.26)	0:12.18 [4] (0:12.18)	3.51L	0:34.72	-1				
10	2 DALAVIN Martin Harley	2	68.4 1000m	0:10.70 1000m	1:09.72 [10] (0:13.57)	0:56.15 [7] (0:10.70)	0:45.45 [6] (0:11.12)	0:34.33 [7] (0:11.36)	0:22.97 [8] (0:10.95)	0:12.02 [8] (0:12.02)	4.11L	0:34.33	+1				

Scratched: La Amigo (#9), Zelgaria (#12), Blue Spinel (#14)

[] Ranking at each section and finish
 -:-:- No data available at this section
 NA No data available

SCN Saddle cloth number
 DNF Did not finish
 DNT Did not track



Doomben QLD Professional

Race 10: LADBROKES BLACKBOOK BENCHMARK 85 Handicap - 1200m

08 February 2025 - 17:50



BRISBANE
RACING CLUB

Track Rating: Good 3, Weather: Fine, Rail Position: +2m Entire

Section	Overall	1000m	800m	600m	400m	200m	Last 600m
Field Times	1:09.02 (0:13.04)	0:55.98 (0:10.42)	0:45.56 (0:11.26)	0:34.30 (0:11.19)	0:23.11 (0:11.31)	0:11.80 (0:11.80)	0:34.30

Rank	TAB	Horse/Jockey	Barrier	Top Speed [km/h]	Fastest Section	Overall	1000m	800m	600m	400m	200m	Margin	Distance Travelled [m]	
11	10	YOSHINO	10	68.2	0:10.73	1:09.88 [11]	0:55.86 [11]	0:45.13 [11]	0:34.18 [11]	0:22.87 [11]	0:11.84 [11]	5.1L	0:34.18	-2
		Jake Bayliss		1000m	1000m	(0:14.02)	(0:10.73)	(0:10.95)	(0:11.31)	(0:11.03)	(0:11.84)			

Scratched: La Amigo (#9), Zelgaria (#12), Blue Spinel (#14)

[] Ranking at each section and finish
 -:-:- No data available at this section
 NA No data available

SCN Saddle cloth number
 DNF Did not finish
 DNT Did not track



Horse/Jockey Name	Master Showman
Final Rank	1
Fastest Section Time (Section)	0:10.79 (1000m)
Top Speed [km/h] (Section)	68.1 (1000m)
Race State	Finished

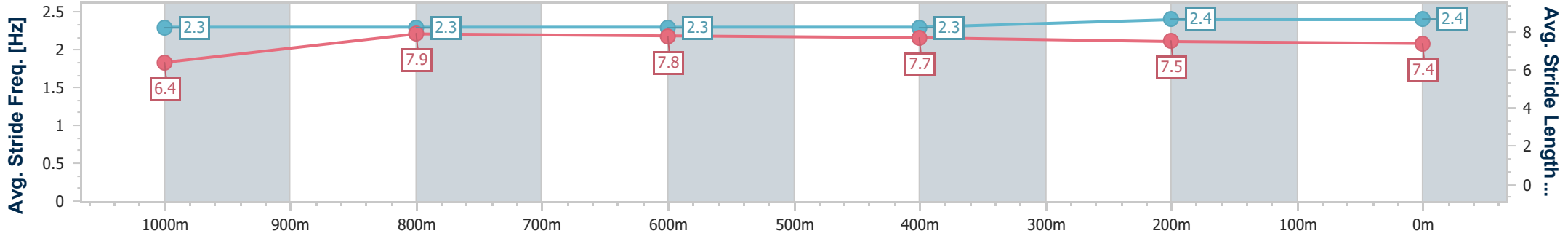
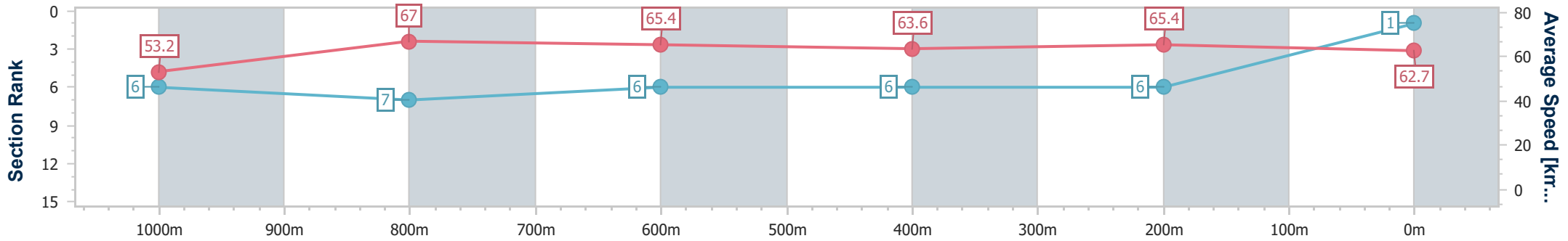


Doomben QLD Professional
Race 10: LADBROKES BLACKBOOK BENCHMARK 85
Handicap - 1200m
08 February 2025 - 17:50
Track Rating: Good 3, Weather: Fine, Rail Position: +2m Entire



BRISBANE
RACING CLUB

Section	Overall	1000m	800m	600m	400m	200m
Section Times	1:09.02 [1] (0:13.51)	0:55.51 [6] (0:10.79)	0:44.72 [7] (0:11.03)	0:33.69 [6] (0:11.21)	0:22.48 [6] (0:10.97)	0:11.51 [6] (0:11.51)
Average Speed [km/h]	53.2	67.0	65.4	63.6	65.4	62.7
Top Speed [km/h]	68.1	68.1	67.2	64.8	66.5	64.6
Avg. Dist. to Rail [m]	2.9	1.2	0.2	1.4	2.0	4.2
Avg. Stride Freq. [Hz]	2.3	2.3	2.3	2.3	2.4	2.4
Avg. Stride Length [m]	6.4	7.9	7.8	7.7	7.5	7.4



- [] Ranking at each section and finish
- .-.- No data available at this section
- NA No data available



Horse/Jockey Name	Zouperb
Final Rank	2
Fastest Section Time (Section)	0:10.75 (1000m)
Top Speed [km/h] (Section)	69.1 (400m)
Race State	Finished

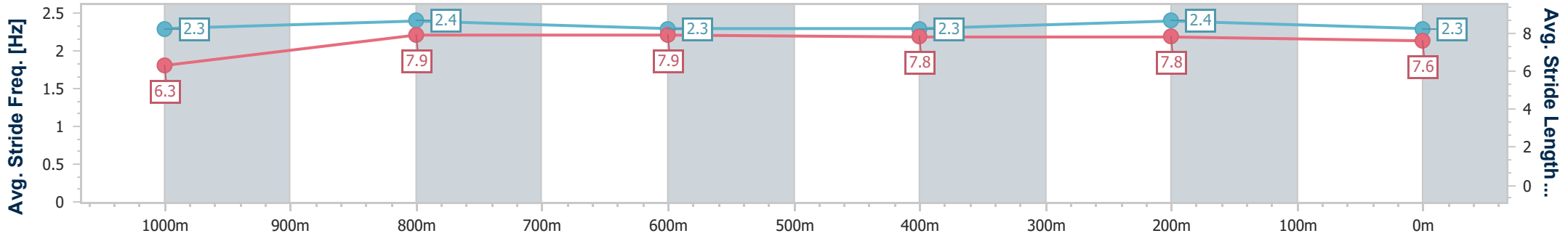
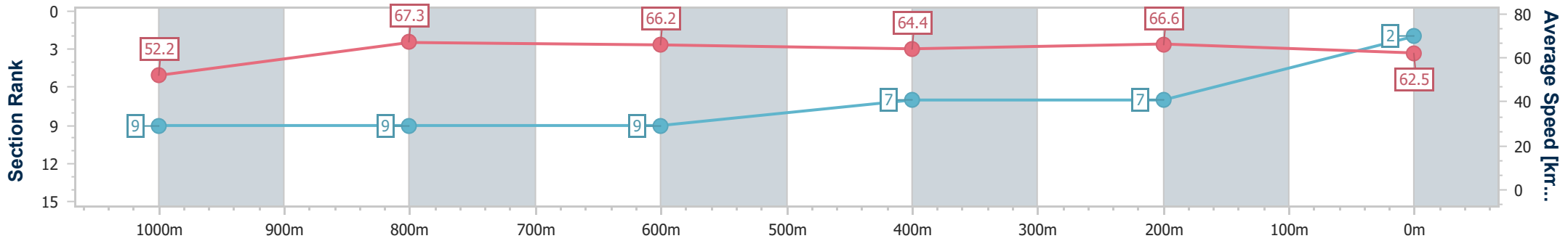


Doomben QLD Professional
Race 10: LADBROKES BLACKBOOK BENCHMARK 85
Handicap - 1200m
08 February 2025 - 17:50
Track Rating: Good 3, Weather: Fine, Rail Position: +2m Entire



BRISBANE
RACING CLUB

Section	Overall	1000m	800m	600m	400m	200m
Section Times	1:09.06 [2] (0:13.78)	0:55.28 [9] (0:10.75)	0:44.53 [9] (0:10.97)	0:33.56 [9] (0:11.21)	0:22.35 [7] (0:10.81)	0:11.54 [7] (0:11.54)
Average Speed [km/h]	52.2	67.3	66.2	64.4	66.6	62.5
Top Speed [km/h]	66.3	67.7	67.9	65.5	69.1	67.2
Avg. Dist. to Rail [m]	6.0	1.7	1.5	0.4	2.4	5.1
Avg. Stride Freq. [Hz]	2.3	2.4	2.3	2.3	2.4	2.3
Avg. Stride Length [m]	6.3	7.9	7.9	7.8	7.8	7.6



- [] Ranking at each section and finish
- .-.- No data available at this section
- NA No data available



Horse/Jockey Name	Lost In Transit
Final Rank	3
Fastest Section Time (Section)	0:10.60 (1000m)
Top Speed [km/h] (Section)	70.8 (1000m)
Race State	Finished

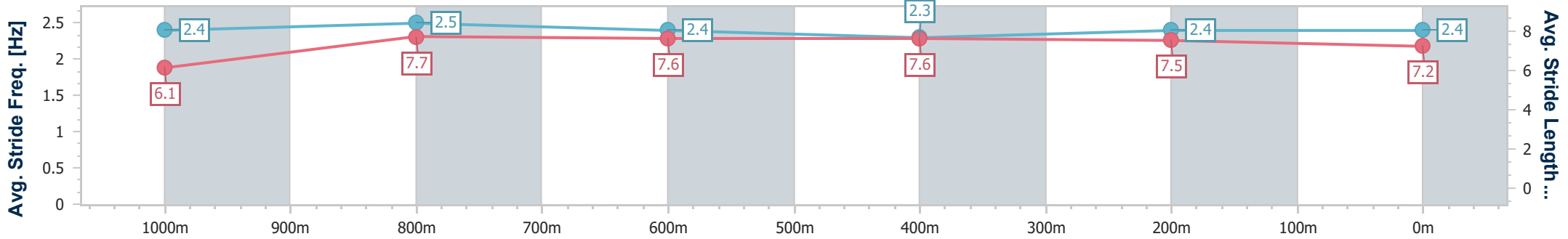
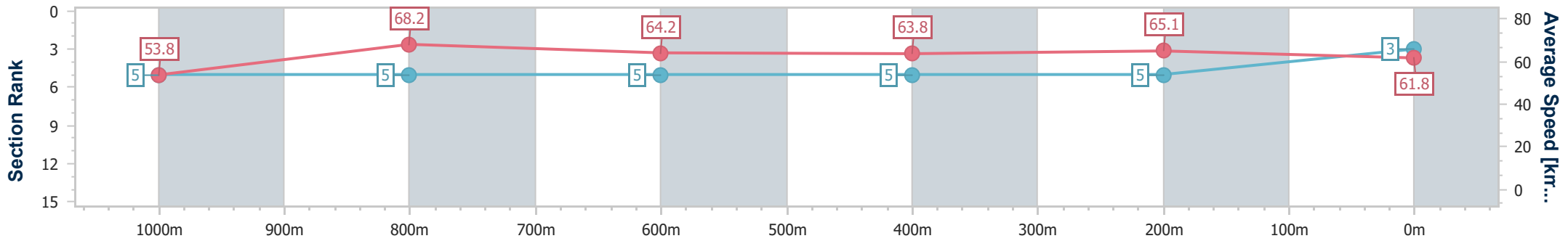


Doomben QLD Professional
Race 10: LADBROKES BLACKBOOK BENCHMARK 85
Handicap - 1200m
08 February 2025 - 17:50
Track Rating: Good 3, Weather: Fine, Rail Position: +2m Entire



BRISBANE
RACING CLUB

Section	Overall	1000m	800m	600m	400m	200m
Section Times	1:09.13 [3] (0:13.39)	0:55.74 [5] (0:10.60)	0:45.14 [5] (0:11.19)	0:33.95 [5] (0:11.23)	0:22.72 [5] (0:11.07)	0:11.65 [5] (0:11.65)
Average Speed [km/h]	53.8	68.2	64.2	63.8	65.1	61.8
Top Speed [km/h]	69.8	70.8	69.1	65.6	66.1	64.6
Avg. Dist. to Rail [m]	0.9	0.6	0.5	0.6	1.7	3.5
Avg. Stride Freq. [Hz]	2.4	2.5	2.4	2.3	2.4	2.4
Avg. Stride Length [m]	6.1	7.7	7.6	7.6	7.5	7.2



- [] Ranking at each section and finish
- .-.- No data available at this section
- NA No data available



Horse/Jockey Name	Hurts So Good
Final Rank	4
Fastest Section Time (Section)	0:10.64 (1000m)
Top Speed [km/h] (Section)	69.9 (Overall)
Race State	Finished



Doomben QLD Professional
Race 10: LADBROKES BLACKBOOK BENCHMARK 85
Handicap - 1200m

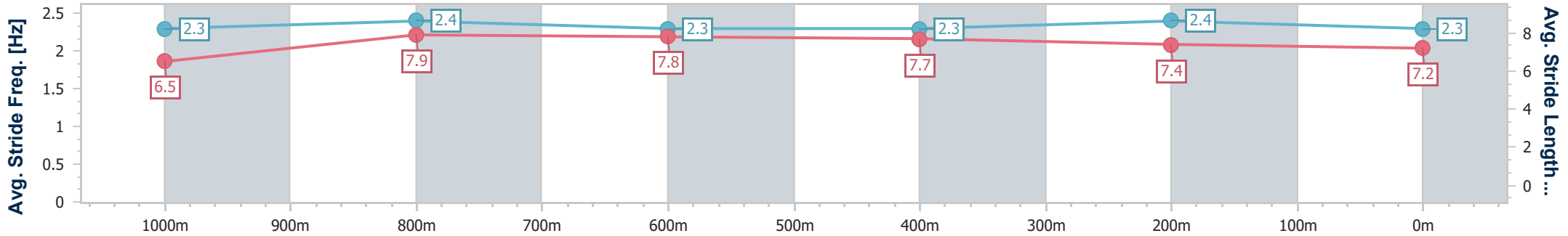
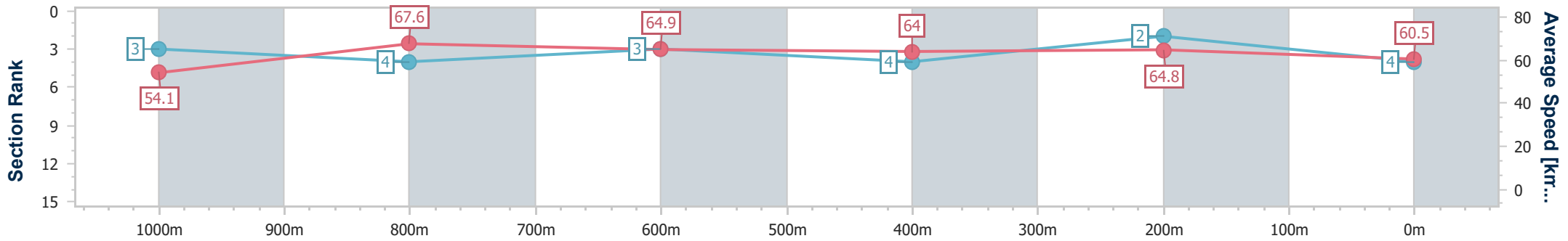
08 February 2025 - 17:50

Track Rating: Good 3, Weather: Fine, Rail Position: +2m Entire



BRISBANE
RACING CLUB

Section	Overall	1000m	800m	600m	400m	200m
Section Times	1:09.20 [4] (0:13.28)	0:55.92 [3] (0:10.64)	0:45.28 [4] (0:11.11)	0:34.17 [3] (0:11.22)	0:22.95 [4] (0:11.03)	0:11.92 [2] (0:11.92)
Average Speed [km/h]	54.1	67.6	64.9	64.0	64.8	60.5
Top Speed [km/h]	69.9	69.1	67.2	65.9	66.7	64.2
Avg. Dist. to Rail [m]	3.9	0.8	0.3	0.8	1.1	1.6
Avg. Stride Freq. [Hz]	2.3	2.4	2.3	2.3	2.4	2.3
Avg. Stride Length [m]	6.5	7.9	7.8	7.7	7.4	7.2



- [] Ranking at each section and finish
- .-.- No data available at this section
- NA No data available



Horse/Jockey Name	Show Some Decorum
Final Rank	5
Fastest Section Time (Section)	0:10.82 (1000m)
Top Speed [km/h] (Section)	67.9 (800m)
Race State	Finished

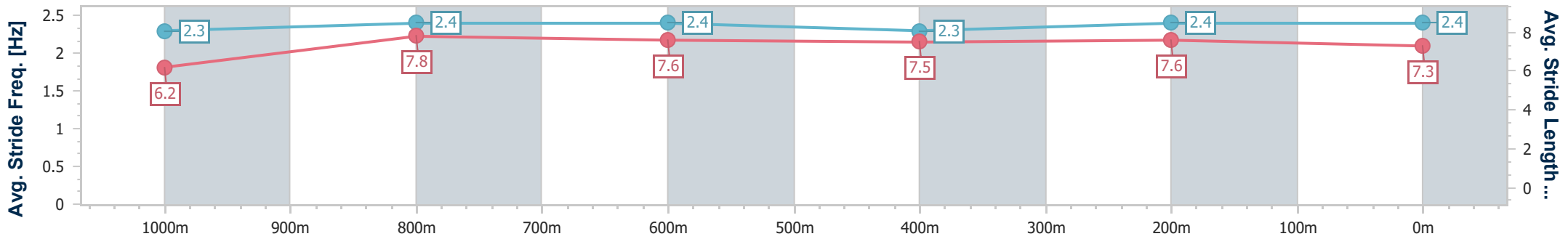
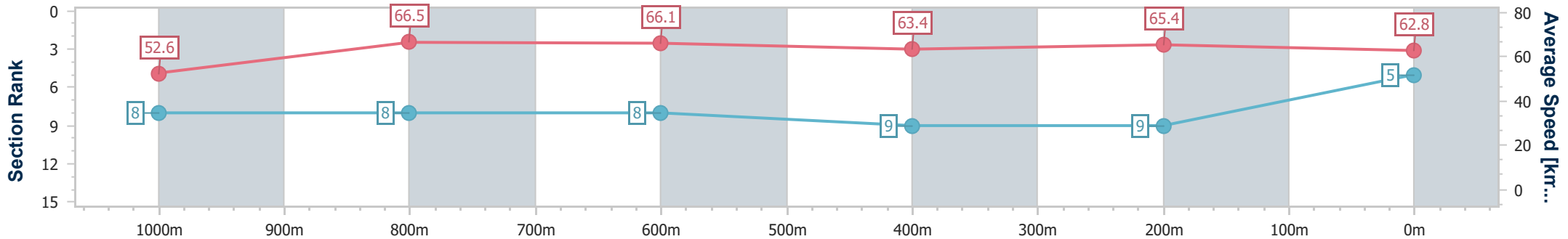


Doomben QLD Professional
Race 10: LADBROKES BLACKBOOK BENCHMARK 85
Handicap - 1200m
08 February 2025 - 17:50
Track Rating: Good 3, Weather: Fine, Rail Position: +2m Entire



BRISBANE
RACING CLUB

Section	Overall	1000m	800m	600m	400m	200m
Section Times	1:09.26 [5] (0:13.68)	0:55.58 [8] (0:10.82)	0:44.76 [8] (0:10.98)	0:33.78 [8] (0:11.31)	0:22.47 [9] (0:11.00)	0:11.47 [9] (0:11.47)
Average Speed [km/h]	52.6	66.5	66.1	63.4	65.4	62.8
Top Speed [km/h]	67.1	67.4	67.9	64.3	66.7	65.3
Avg. Dist. to Rail [m]	3.7	1.3	1.0	0.5	0.6	0.4
Avg. Stride Freq. [Hz]	2.3	2.4	2.4	2.3	2.4	2.4
Avg. Stride Length [m]	6.2	7.8	7.6	7.5	7.6	7.3



- [] Ranking at each section and finish
- .-.- No data available at this section
- NA No data available



Horse/Jockey Name	Beaux Rumble
Final Rank	6
Fastest Section Time (Section)	0:10.45 (1000m)
Top Speed [km/h] (Section)	70.6 (1000m)
Race State	Finished



Doomben QLD Professional
Race 10: LADBROKES BLACKBOOK BENCHMARK 85
Handicap - 1200m

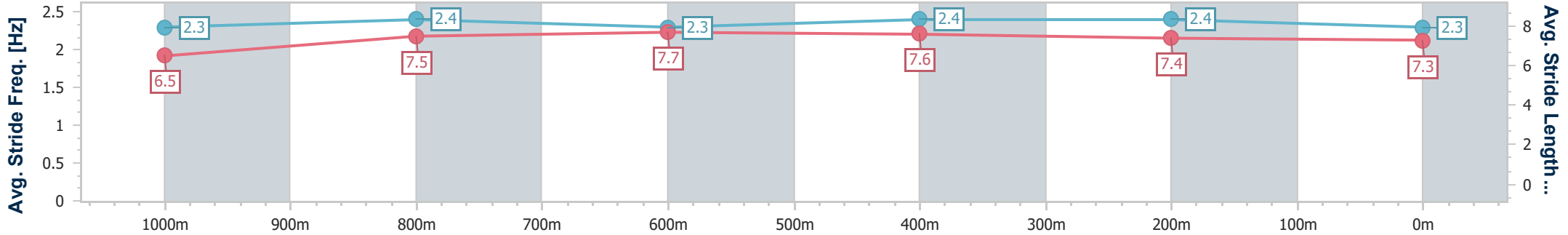
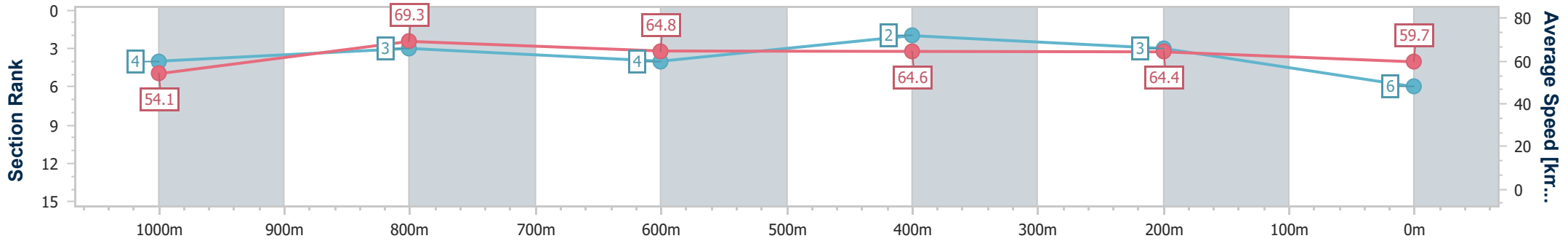
08 February 2025 - 17:50

Track Rating: Good 3, Weather: Fine, Rail Position: +2m Entire



BRISBANE
RACING CLUB

Section	Overall	1000m	800m	600m	400m	200m
Section Times	1:09.34 [6] (0:13.31)	0:56.03 [4] (0:10.45)	0:45.58 [3] (0:11.28)	0:34.30 [4] (0:11.08)	0:23.22 [2] (0:11.17)	0:12.05 [3] (0:12.05)
Average Speed [km/h]	54.1	69.3	64.8	64.6	64.4	59.7
Top Speed [km/h]	69.7	70.6	66.4	65.1	65.0	63.5
Avg. Dist. to Rail [m]	6.4	3.7	2.5	1.0	1.0	1.8
Avg. Stride Freq. [Hz]	2.3	2.4	2.3	2.4	2.4	2.3
Avg. Stride Length [m]	6.5	7.5	7.7	7.6	7.4	7.3



- [] Ranking at each section and finish
- .-.- No data available at this section
- NA No data available



Horse/Jockey Name	Pizarro
Final Rank	7
Fastest Section Time (Section)	0:10.76 (1000m)
Top Speed [km/h] (Section)	67.9 (800m)
Race State	Finished

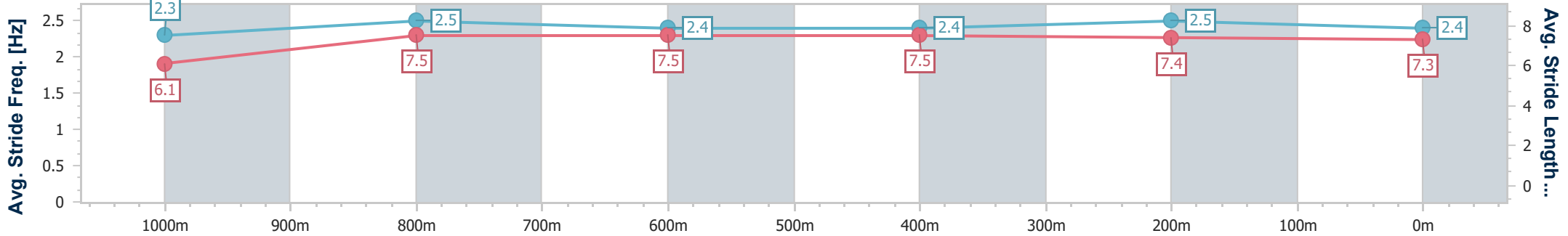
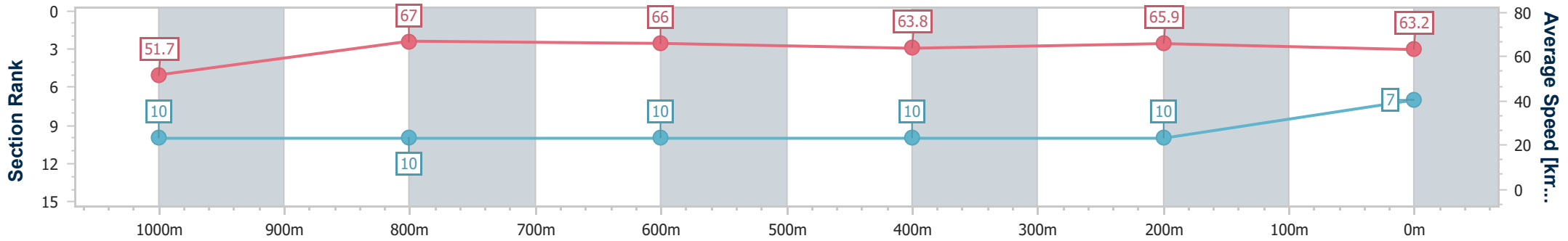


Doomben QLD Professional
Race 10: LADBROKES BLACKBOOK BENCHMARK 85
Handicap - 1200m
08 February 2025 - 17:50
Track Rating: Good 3, Weather: Fine, Rail Position: +2m Entire



BRISBANE
 RACING CLUB

Section	Overall	1000m	800m	600m	400m	200m
Section Times	1:09.34 [7] (0:13.98)	0:55.36 [10] (0:10.76)	0:44.60 [10] (0:10.96)	0:33.64 [10] (0:11.30)	0:22.34 [10] (0:10.93)	0:11.41 [10] (0:11.41)
Average Speed [km/h]	51.7	67.0	66.0	63.8	65.9	63.2
Top Speed [km/h]	65.9	67.9	67.9	64.6	67.2	65.3
Avg. Dist. to Rail [m]	9.3	1.9	1.2	0.8	1.9	3.6
Avg. Stride Freq. [Hz]	2.3	2.5	2.4	2.4	2.5	2.4
Avg. Stride Length [m]	6.1	7.5	7.5	7.5	7.4	7.3



- [] Ranking at each section and finish
- .-.- No data available at this section
- NA No data available



Horse/Jockey Name	Amore Veloce
Final Rank	8
Fastest Section Time (Section)	0:10.42 (1000m)
Top Speed [km/h] (Section)	71.6 (1000m)
Race State	Finished



Doomben QLD Professional
Race 10: LADBROKES BLACKBOOK BENCHMARK 85
Handicap - 1200m

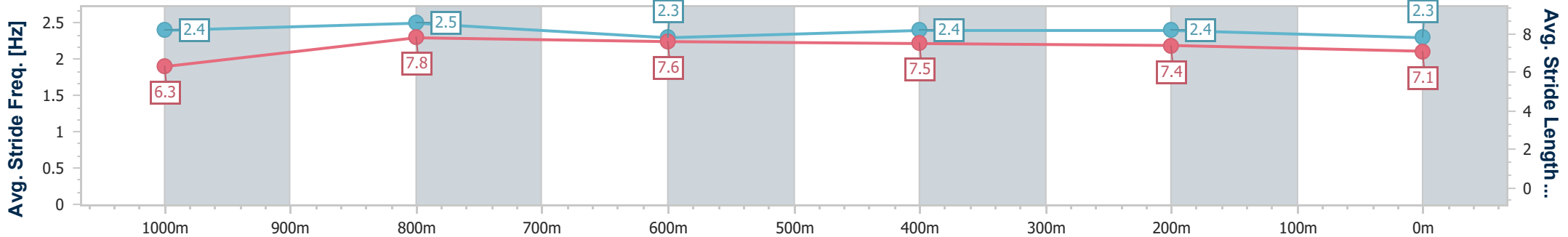
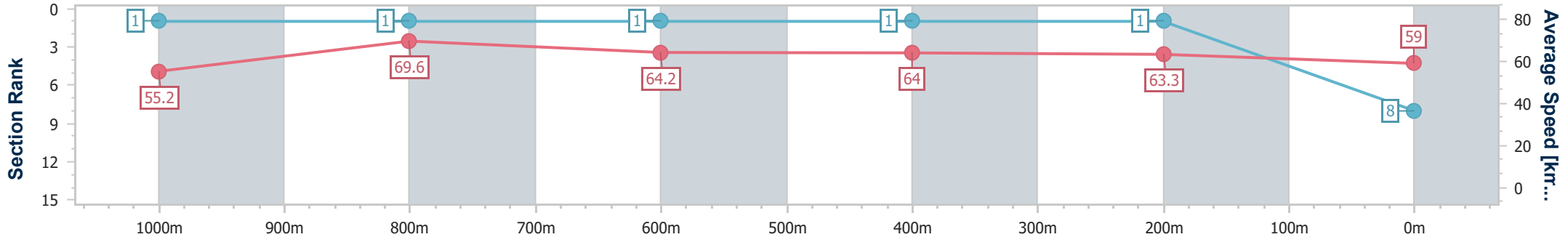
08 February 2025 - 17:50

Track Rating: Good 3, Weather: Fine, Rail Position: +2m Entire



BRISBANE
RACING CLUB

Section	Overall	1000m	800m	600m	400m	200m
Section Times	1:09.42 [8] (0:13.04)	0:56.38 [1] (0:10.42)	0:45.96 [1] (0:11.26)	0:34.70 [1] (0:11.19)	0:23.51 [1] (0:11.31)	0:12.20 [1] (0:12.20)
Average Speed [km/h]	55.2	69.6	64.2	64.0	63.3	59.0
Top Speed [km/h]	71.1	71.6	65.9	64.9	64.5	62.0
Avg. Dist. to Rail [m]	8.0	2.8	1.0	1.2	1.5	0.4
Avg. Stride Freq. [Hz]	2.4	2.5	2.3	2.4	2.4	2.3
Avg. Stride Length [m]	6.3	7.8	7.6	7.5	7.4	7.1



- [] Ranking at each section and finish
- .-.- No data available at this section
- NA No data available



Horse/Jockey Name	Ovidius
Final Rank	9
Fastest Section Time (Section)	0:10.54 (1000m)
Top Speed [km/h] (Section)	69.4 (1000m)
Race State	Finished

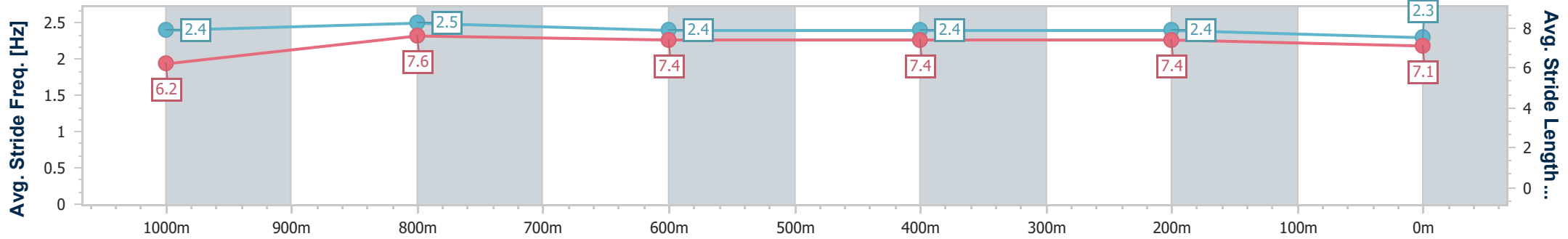
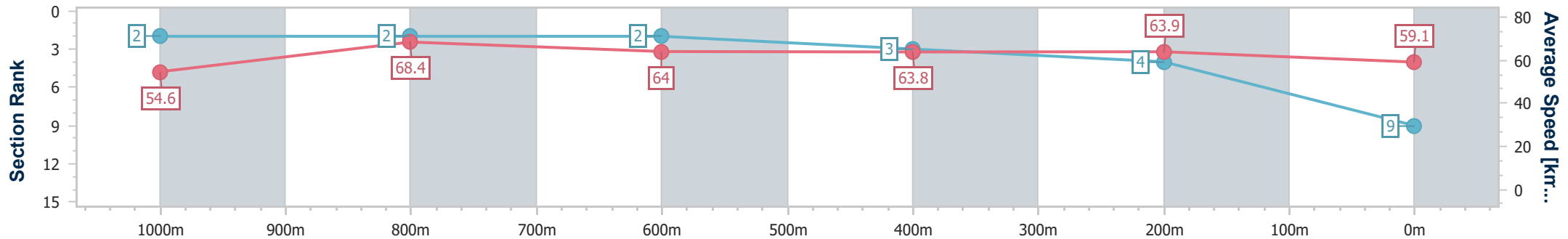


Doomben QLD Professional
Race 10: LADBROKES BLACKBOOK BENCHMARK 85
Handicap - 1200m
08 February 2025 - 17:50
Track Rating: Good 3, Weather: Fine, Rail Position: +2m Entire



BRISBANE
RACING CLUB

Section	Overall	1000m	800m	600m	400m	200m
Section Times	1:09.61 [9] (0:13.19)	0:56.42 [2] (0:10.54)	0:45.88 [2] (0:11.16)	0:34.72 [2] (0:11.28)	0:23.44 [3] (0:11.26)	0:12.18 [4] (0:12.18)
Average Speed [km/h]	54.6	68.4	64.0	63.8	63.9	59.1
Top Speed [km/h]	69.0	69.4	65.6	64.3	64.6	62.0
Avg. Dist. to Rail [m]	3.1	0.6	0.7	0.3	0.4	1.5
Avg. Stride Freq. [Hz]	2.4	2.5	2.4	2.4	2.4	2.3
Avg. Stride Length [m]	6.2	7.6	7.4	7.4	7.4	7.1



- [] Ranking at each section and finish
- .-.- No data available at this section
- NA No data available



Horse/Jockey Name	Dalavin
Final Rank	10
Fastest Section Time (Section)	0:10.70 (1000m)
Top Speed [km/h] (Section)	68.4 (1000m)
Race State	Finished

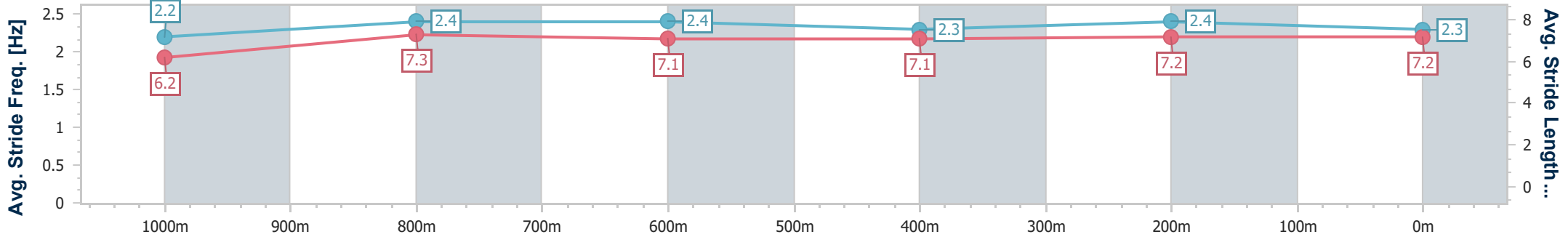
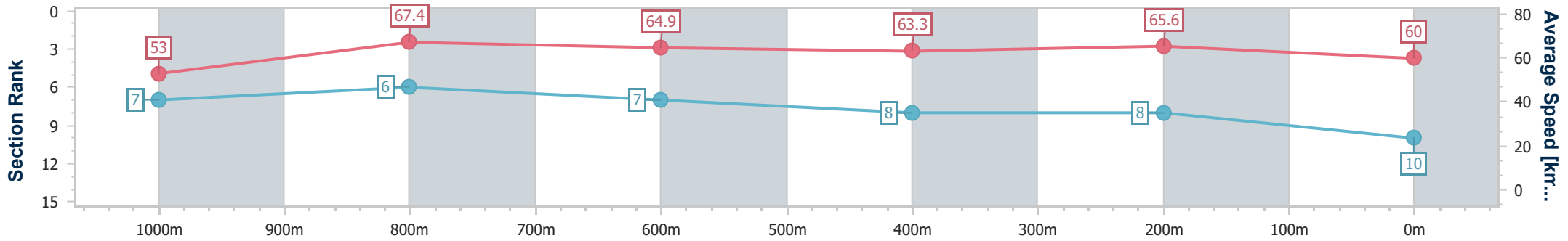


Doomben QLD Professional
Race 10: LADBROKES BLACKBOOK BENCHMARK 85
Handicap - 1200m
08 February 2025 - 17:50
Track Rating: Good 3, Weather: Fine, Rail Position: +2m Entire



BRISBANE
RACING CLUB

Section	Overall	1000m	800m	600m	400m	200m
Section Times	1:09.72 [10] (0:13.57)	0:56.15 [7] (0:10.70)	0:45.45 [6] (0:11.12)	0:34.33 [7] (0:11.36)	0:22.97 [8] (0:10.95)	0:12.02 [8] (0:12.02)
Average Speed [km/h]	53.0	67.4	64.9	63.3	65.6	60.0
Top Speed [km/h]	67.0	68.4	68.3	64.6	66.5	64.4
Avg. Dist. to Rail [m]	1.7	0.2	0.5	0.4	1.4	0.8
Avg. Stride Freq. [Hz]	2.2	2.4	2.4	2.3	2.4	2.3
Avg. Stride Length [m]	6.2	7.3	7.1	7.1	7.2	7.2



- [] Ranking at each section and finish
- .-.- No data available at this section
- NA No data available



Horse/Jockey Name	Yoshino
Final Rank	11
Fastest Section Time (Section)	0:10.73 (1000m)
Top Speed [km/h] (Section)	68.2 (1000m)
Race State	Finished

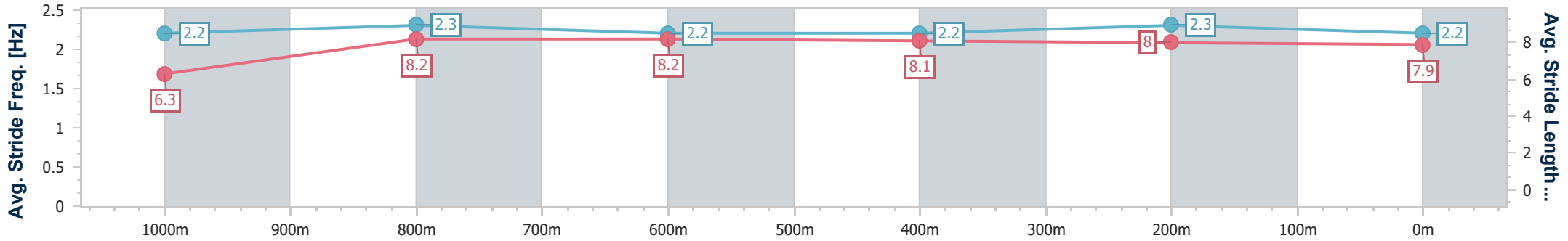
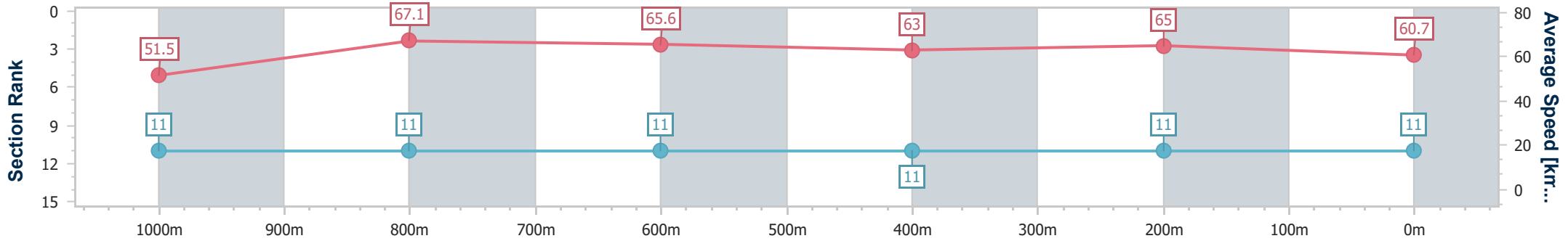


Doomben QLD Professional
Race 10: LADBROKES BLACKBOOK BENCHMARK 85
Handicap - 1200m
08 February 2025 - 17:50
Track Rating: Good 3, Weather: Fine, Rail Position: +2m Entire



BRISBANE
RACING CLUB

Section	Overall	1000m	800m	600m	400m	200m
Section Times	1:09.88 [11] (0:14.02)	0:55.86 [11] (0:10.73)	0:45.13 [11] (0:10.95)	0:34.18 [11] (0:11.31)	0:22.87 [11] (0:11.03)	0:11.84 [11] (0:11.84)
Average Speed [km/h]	51.5	67.1	65.6	63.0	65.0	60.7
Top Speed [km/h]	65.6	68.2	66.5	63.8	66.4	64.4
Avg. Dist. to Rail [m]	7.0	0.4	0.2	1.3	2.0	0.9
Avg. Stride Freq. [Hz]	2.2	2.3	2.2	2.2	2.3	2.2
Avg. Stride Length [m]	6.3	8.2	8.2	8.1	8.0	7.9



- [] Ranking at each section and finish
- .-.- No data available at this section
- NA No data available