



# Sunshine Coast QLD Professional

## Race 7: BOLD CONSTRUCTION GROUP Class 2 Handicap - 1200m

09 February 2025 - 16:10



Track Rating: Good 4, Weather: Overcast, Rail Position: +5m Entire

Section													Last 600m					
Field Times													0:34.49					
		Overall	1000m	800m	600m	400m	200m											
		1:11.43 (0:13.93)	0:57.50 (0:11.31)	0:46.19 (0:11.70)	0:34.49 (0:11.83)	0:22.66 (0:11.06)	0:11.60 (0:11.60)											
Rank	TAB	Horse/Jockey	Barrier	Top Speed [km/h]	Fastest Section												Margin	Distance Travelled [m]
1	4	KEEP SAFE Vlad Duric	9	66.5 400m	0:10.96 400m	1:11.43 [1] (0:14.02)	0:57.41 [2] (0:11.65)	0:45.76 [2] (0:11.62)	0:34.14 [2] (0:11.58)	0:22.56 [2] (0:10.96)	0:11.60 [1] (0:11.60)	1:11.43	0:34.14					
2	15	AQUAHOLIC Bailey Wheeler	3	65.9 400m	0:11.08 400m	1:11.84 [2] (0:14.10)	0:57.74 [3] (0:11.73)	0:46.01 [3] (0:11.72)	0:34.29 [3] (0:11.51)	0:22.78 [3] (0:11.08)	0:11.70 [2] (0:11.70)	2.3L	0:34.29	+6				
3	7	THE PLAYER Ryan Curatolo	1	66.5 400m	0:10.93 400m	1:12.26 [3] (0:14.83)	0:57.43 [11] (0:11.99)	0:45.44 [11] (0:11.68)	0:33.76 [11] (0:11.47)	0:22.29 [11] (0:10.93)	0:11.36 [9] (0:11.36)	4.6L	0:33.76	+6				
4	9	ANSON BAY Angela Jones	10	65.1 Overall	0:11.31 1000m	1:12.28 [4] (0:13.93)	0:58.35 [1] (0:11.31)	0:47.04 [1] (0:11.70)	0:35.34 [1] (0:11.83)	0:23.51 [1] (0:11.46)	0:12.05 [3] (0:12.05)	4.7L	0:35.34	+1				
5	8	BONJOUR RUPERT Andrew Mallyon	5	65.5 400m	0:11.12 400m	1:12.30 [5] (0:14.43)	0:57.87 [7] (0:11.90)	0:45.97 [6] (0:11.55)	0:34.42 [6] (0:11.42)	0:23.00 [6] (0:11.12)	0:11.88 [5] (0:11.88)	4.8L	0:34.42	+4				
6	3	DEALING'S DONE Samantha Collett	6	66.1 400m	0:11.02 400m	1:12.32 [6] (0:14.62)	0:57.70 [9] (0:11.97)	0:45.73 [9] (0:11.71)	0:34.02 [9] (0:11.42)	0:22.60 [8] (0:11.02)	0:11.58 [8] (0:11.58)	4.9L	0:34.02	+1				
7	1	HELL AND BACK Ryan Maloney	11	65.1 400m	0:11.22 400m	1:12.47 [7] (0:14.14)	0:58.33 [4] (0:11.89)	0:46.44 [4] (0:11.76)	0:34.68 [5] (0:11.48)	0:23.20 [5] (0:11.22)	0:11.98 [6] (0:11.98)	5.7L	0:34.68	+5				
7	10	WHISKEY AND BEER Micheal Hellyer	2	66.2 400m	0:11.09 400m	1:12.47 [7] (0:14.56)	0:57.91 [8] (0:11.93)	0:45.98 [8] (0:11.61)	0:34.37 [7] (0:11.45)	0:22.92 [7] (0:11.09)	0:11.83 [7] (0:11.83)	5.7L	0:34.37	+1				
9	14	SHORE TO HAPPEN Anthony Allen	4	65.6 400m	0:11.19 400m	1:12.85 [9] (0:14.17)	0:58.68 [5] (0:11.92)	0:46.76 [5] (0:11.64)	0:35.12 [4] (0:11.42)	0:23.70 [4] (0:11.19)	0:12.51 [4] (0:12.51)	7.7L	0:35.12	+3				
10	11	CATTRALL Jace McMurray	7	65.3 400m	0:11.17 400m	1:13.14 [10] (0:14.41)	0:58.73 [6] (0:11.96)	0:46.77 [7] (0:11.79)	0:34.98 [8] (0:11.64)	0:23.34 [9] (0:11.17)	0:12.17 [10] (0:12.17)	9.2L	0:34.98	+5				

Scratched: Reign Of Power (#12), Californian (#2), Paris Affair (#6), Mr Caleb (#5)

[ ] Ranking at each section and finish  
 -:-:- No data available at this section  
 NA No data available

SCN Saddle cloth number  
 DNF Did not finish  
 DNT Did not track



# Sunshine Coast QLD Professional

## Race 7: BOLD CONSTRUCTION GROUP Class 2 Handicap - 1200m

09 February 2025 - 16:10



Track Rating: Good 4, Weather: Overcast, Rail Position: +5m Entire

Section		Overall	1000m	800m	600m	400m	200m	Last 600m					
Field Times		1:11.43 (0:13.93)	0:57.50 (0:11.31)	0:46.19 (0:11.70)	0:34.49 (0:11.83)	0:22.66 (0:11.06)	0:11.60 (0:11.60)	0:34.49					
Rank	TAB Horse/Jockey	Barrier	Top Speed [km/h]	Fastest Section	Margin							Distance Travelled [m]	
11	13 WHISKY TRAIN	8	65.5	0:11.14	1:13.48 [11]	0:58.78 [10]	0:46.80 [10]	0:35.03 [10]	0:23.64 [10]	0:12.50 [11]	11L	0:35.03	+4
	Jake Bayliss		400m	400m	(0:14.70)	(0:11.98)	(0:11.77)	(0:11.39)	(0:11.14)	(0:12.50)			

Scratched: Reign Of Power (#12), Californian (#2), Paris Affair (#6), Mr Caleb (#5)

[ ] Ranking at each section and finish  
 -:-:-:- No data available at this section  
 NA No data available

SCN Saddle cloth number  
 DNF Did not finish  
 DNT Did not track



Horse/Jockey Name	Keep Safe
Final Rank	1
Fastest Section Time (Section)	0:10.96 (400m)
Top Speed [km/h] (Section)	66.5 (400m)
Race State	Finished



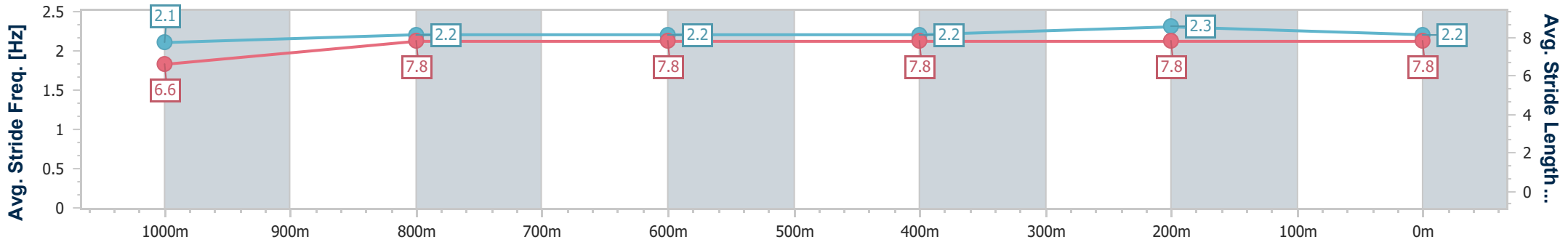
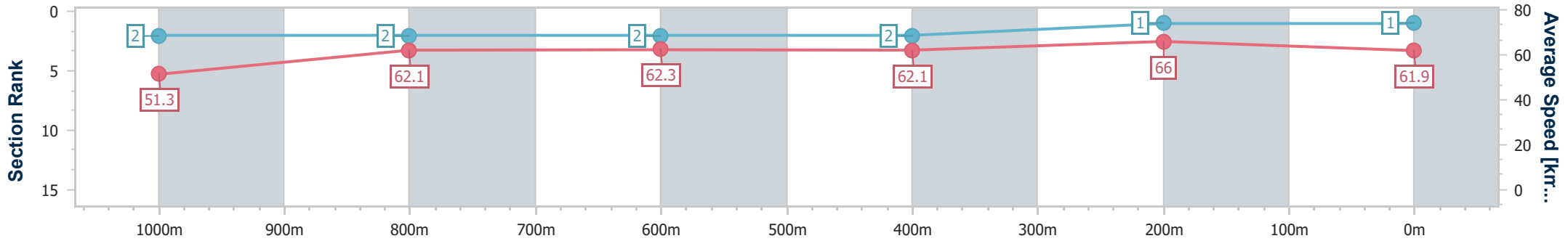
Sunshine Coast QLD Professional  
Race 7: BOLD CONSTRUCTION GROUP Class 2 Handicap - 1200m



09 February 2025 - 16:10

Track Rating: Good 4, Weather: Overcast, Rail Position: +5m Entire

Section	Overall	1000m	800m	600m	400m	200m
Section Times	1:11.43 [1] (0:14.02)	0:57.41 [2] (0:11.65)	0:45.76 [2] (0:11.62)	0:34.14 [2] (0:11.58)	0:22.56 [2] (0:10.96)	0:11.60 [1] (0:11.60)
Average Speed [km/h]	51.3	62.1	62.3	62.1	66.0	61.9
Top Speed [km/h]	62.7	62.9	63.5	64.4	66.5	65.2
Avg. Dist. to Rail [m]	9.4	2.8	0.6	0.3	4.4	5.7
Avg. Stride Freq. [Hz]	2.1	2.2	2.2	2.2	2.3	2.2
Avg. Stride Length [m]	6.6	7.8	7.8	7.8	7.8	7.8



- [ ] Ranking at each section and finish
- .-.- No data available at this section
- NA No data available



Horse/Jockey Name	Aquaholic
Final Rank	2
Fastest Section Time (Section)	0:11.08 (400m)
Top Speed [km/h] (Section)	65.9 (400m)
Race State	Finished



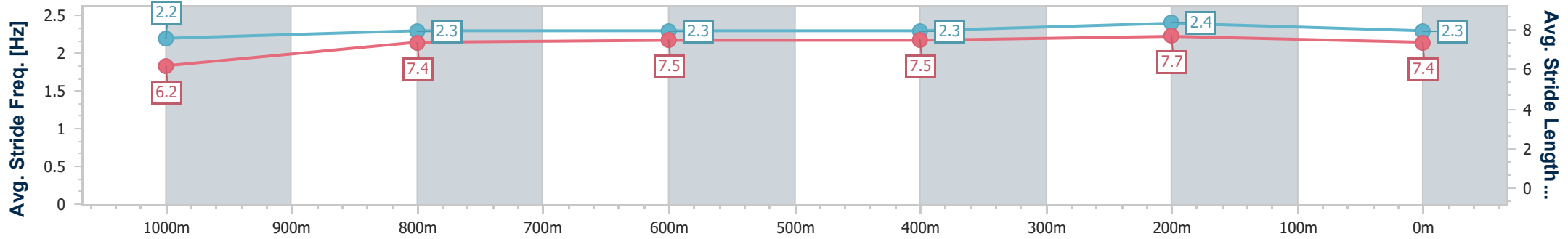
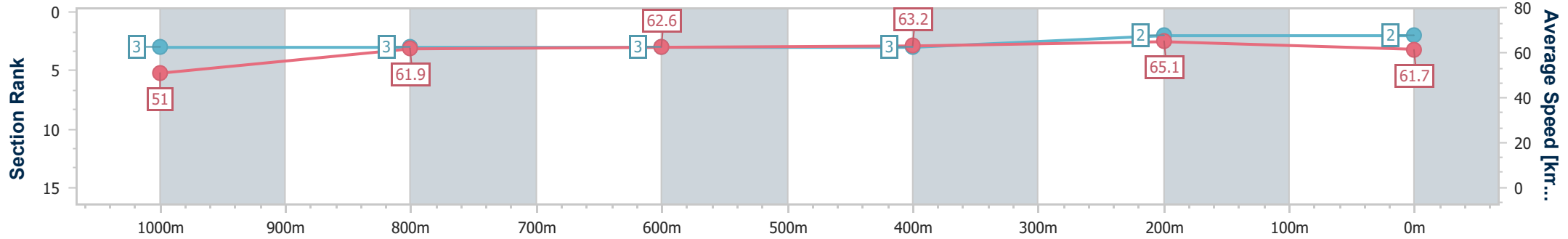
Sunshine Coast QLD Professional  
Race 7: BOLD CONSTRUCTION GROUP Class 2 Handicap - 1200m



09 February 2025 - 16:10

Track Rating: Good 4, Weather: Overcast, Rail Position: +5m Entire

Section	Overall	1000m	800m	600m	400m	200m
Section Times	1:11.84 [2] (0:14.10)	0:57.74 [3] (0:11.73)	0:46.01 [3] (0:11.72)	0:34.29 [3] (0:11.51)	0:22.78 [3] (0:11.08)	0:11.70 [2] (0:11.70)
Average Speed [km/h]	51.0	61.9	62.6	63.2	65.1	61.7
Top Speed [km/h]	62.0	62.9	63.5	65.4	65.9	64.1
Avg. Dist. to Rail [m]	4.8	2.2	2.8	2.3	5.4	6.7
Avg. Stride Freq. [Hz]	2.2	2.3	2.3	2.3	2.4	2.3
Avg. Stride Length [m]	6.2	7.4	7.5	7.5	7.7	7.4



- [ ] Ranking at each section and finish
- .-.- No data available at this section
- NA No data available



Horse/Jockey Name	The Player
Final Rank	3
Fastest Section Time (Section)	0:10.93 (400m)
Top Speed [km/h] (Section)	66.5 (400m)
Race State	Finished



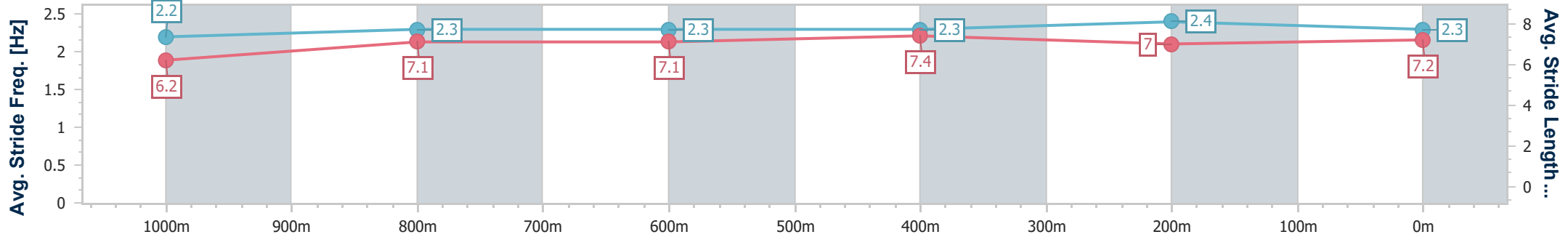
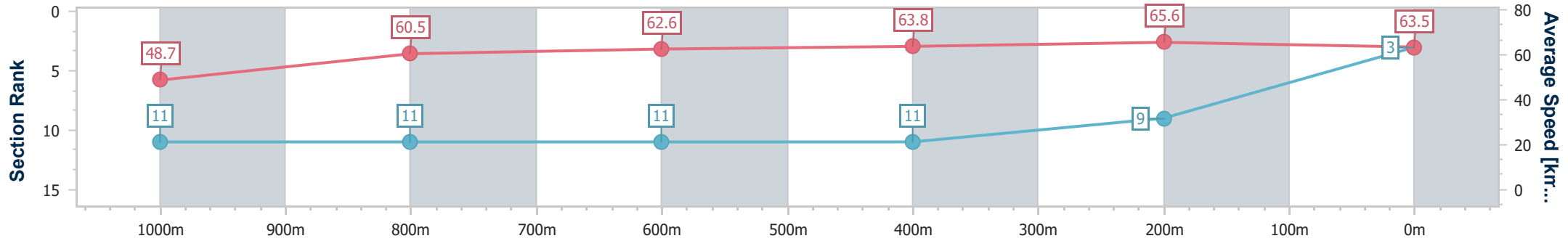
Sunshine Coast QLD Professional  
 Race 7: BOLD CONSTRUCTION GROUP Class 2 Handicap - 1200m



09 February 2025 - 16:10

Track Rating: Good 4, Weather: Overcast, Rail Position: +5m Entire

Section	Overall	1000m	800m	600m	400m	200m
Section Times	1:12.26 [3] (0:14.83)	0:57.43 [11] (0:11.99)	0:45.44 [11] (0:11.68)	0:33.76 [11] (0:11.47)	0:22.29 [11] (0:10.93)	0:11.36 [9] (0:11.36)
Average Speed [km/h]	48.7	60.5	62.6	63.8	65.6	63.5
Top Speed [km/h]	61.3	61.8	64.4	65.6	66.5	65.6
Avg. Dist. to Rail [m]	3.4	4.0	2.8	2.1	5.5	8.3
Avg. Stride Freq. [Hz]	2.2	2.3	2.3	2.3	2.4	2.3
Avg. Stride Length [m]	6.2	7.1	7.1	7.4	7.0	7.2



- [ ] Ranking at each section and finish
- .-.- No data available at this section
- NA No data available



Horse/Jockey Name	Anson Bay
Final Rank	4
Fastest Section Time (Section)	0:11.31 (1000m)
Top Speed [km/h] (Section)	65.1 (Overall)
Race State	Finished



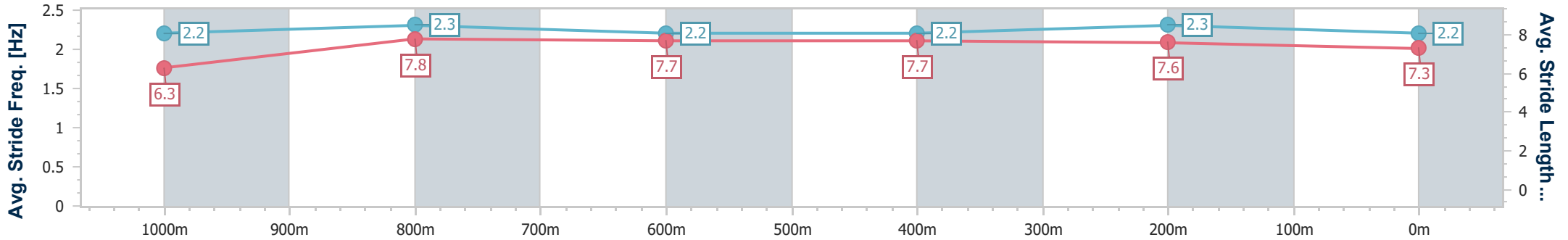
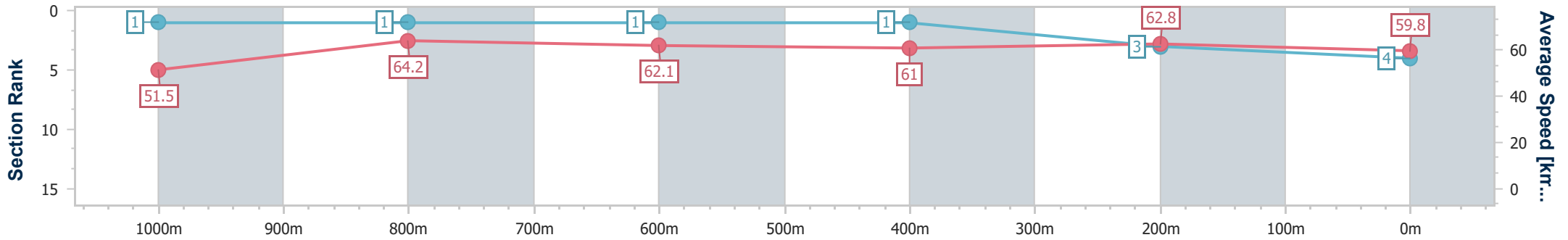
Sunshine Coast QLD Professional  
Race 7: BOLD CONSTRUCTION GROUP Class 2 Handicap - 1200m



09 February 2025 - 16:10

Track Rating: Good 4, Weather: Overcast, Rail Position: +5m Entire

Section	Overall	1000m	800m	600m	400m	200m
Section Times	1:12.28 [4] (0:13.93)	0:58.35 [1] (0:11.31)	0:47.04 [1] (0:11.70)	0:35.34 [1] (0:11.83)	0:23.51 [1] (0:11.46)	0:12.05 [3] (0:12.05)
Average Speed [km/h]	51.5	64.2	62.1	61.0	62.8	59.8
Top Speed [km/h]	65.1	64.9	62.8	62.4	64.1	61.8
Avg. Dist. to Rail [m]	9.4	2.4	1.6	0.5	3.7	5.1
Avg. Stride Freq. [Hz]	2.2	2.3	2.2	2.2	2.3	2.2
Avg. Stride Length [m]	6.3	7.8	7.7	7.7	7.6	7.3



- [ ] Ranking at each section and finish
- .-.- No data available at this section
- NA No data available



Horse/Jockey Name	Bonjour Rupert
Final Rank	5
Fastest Section Time (Section)	0:11.12 (400m)
Top Speed [km/h] (Section)	65.5 (400m)
Race State	Finished



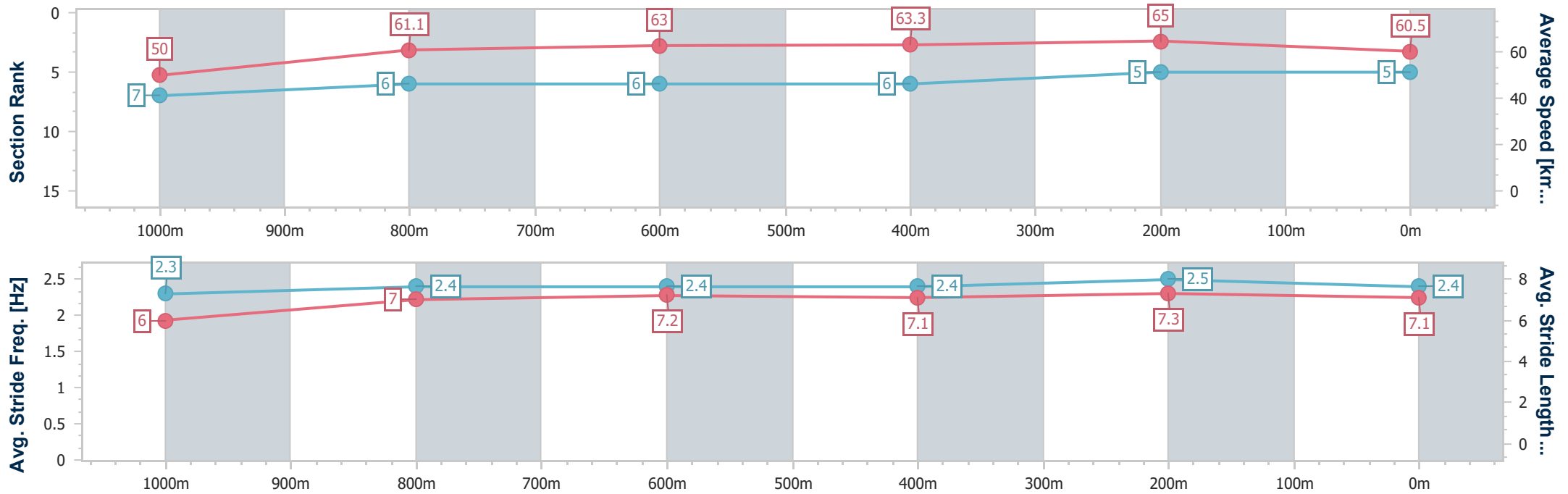
Sunshine Coast QLD Professional  
Race 7: BOLD CONSTRUCTION GROUP Class 2 Handicap - 1200m



09 February 2025 - 16:10

Track Rating: Good 4, Weather: Overcast, Rail Position: +5m Entire

Section	Overall	1000m	800m	600m	400m	200m
Section Times	1:12.30 [5] (0:14.43)	0:57.87 [7] (0:11.90)	0:45.97 [6] (0:11.55)	0:34.42 [6] (0:11.42)	0:23.00 [6] (0:11.12)	0:11.88 [5] (0:11.88)
Average Speed [km/h]	50.0	61.1	63.0	63.3	65.0	60.5
Top Speed [km/h]	61.0	62.8	64.0	64.9	65.5	63.3
Avg. Dist. to Rail [m]	6.3	3.3	1.8	1.3	3.1	5.2
Avg. Stride Freq. [Hz]	2.3	2.4	2.4	2.4	2.5	2.4
Avg. Stride Length [m]	6.0	7.0	7.2	7.1	7.3	7.1



- [ ] Ranking at each section and finish
- .-.- No data available at this section
- NA No data available



Horse/Jockey Name	Dealing's Done
Final Rank	6
Fastest Section Time (Section)	0:11.02 (400m)
Top Speed [km/h] (Section)	66.1 (400m)
Race State	Finished



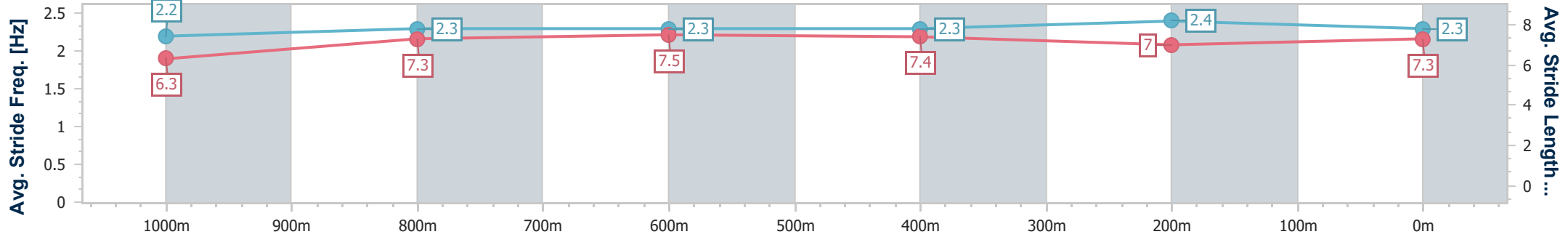
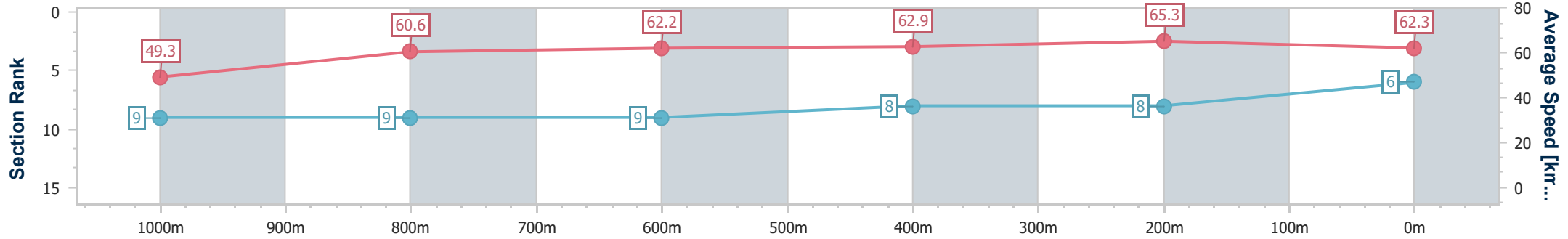
Sunshine Coast QLD Professional  
Race 7: BOLD CONSTRUCTION GROUP Class 2 Handicap - 1200m



09 February 2025 - 16:10

Track Rating: Good 4, Weather: Overcast, Rail Position: +5m Entire

Section	Overall	1000m	800m	600m	400m	200m
Section Times	1:12.32 [6] (0:14.62)	0:57.70 [9] (0:11.97)	0:45.73 [9] (0:11.71)	0:34.02 [9] (0:11.42)	0:22.60 [8] (0:11.02)	0:11.58 [8] (0:11.58)
Average Speed [km/h]	49.3	60.6	62.2	62.9	65.3	62.3
Top Speed [km/h]	62.2	62.1	63.9	65.3	66.1	64.7
Avg. Dist. to Rail [m]	5.5	3.1	1.6	0.8	0.4	0.5
Avg. Stride Freq. [Hz]	2.2	2.3	2.3	2.3	2.4	2.3
Avg. Stride Length [m]	6.3	7.3	7.5	7.4	7.0	7.3



- [ ] Ranking at each section and finish
- .-.- No data available at this section
- NA No data available





Horse/Jockey Name	Whiskey And Beer
Final Rank	7
Fastest Section Time (Section)	0:11.09 (400m)
Top Speed [km/h] (Section)	66.2 (400m)
Race State	Finished



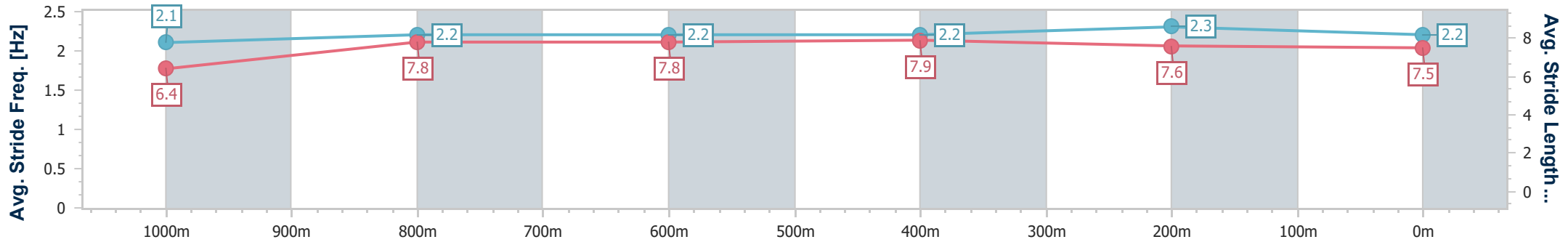
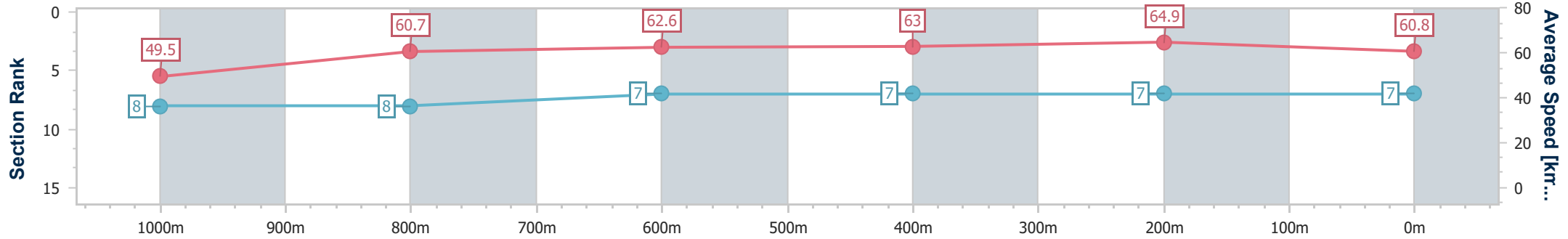
Sunshine Coast QLD Professional  
Race 7: BOLD CONSTRUCTION GROUP Class 2 Handicap - 1200m



09 February 2025 - 16:10

Track Rating: Good 4, Weather: Overcast, Rail Position: +5m Entire

Section	Overall	1000m	800m	600m	400m	200m
Section Times	1:12.47 [7] (0:14.56)	0:57.91 [8] (0:11.93)	0:45.98 [8] (0:11.61)	0:34.37 [7] (0:11.45)	0:22.92 [7] (0:11.09)	0:11.83 [7] (0:11.83)
Average Speed [km/h]	49.5	60.7	62.6	63.0	64.9	60.8
Top Speed [km/h]	62.2	62.4	64.1	64.2	66.2	63.3
Avg. Dist. to Rail [m]	3.8	2.3	1.5	0.6	0.5	0.3
Avg. Stride Freq. [Hz]	2.1	2.2	2.2	2.2	2.3	2.2
Avg. Stride Length [m]	6.4	7.8	7.8	7.9	7.6	7.5



- [ ] Ranking at each section and finish
- .-.- No data available at this section
- NA No data available



Horse/Jockey Name	Hell And Back
Final Rank	7
Fastest Section Time (Section)	0:11.22 (400m)
Top Speed [km/h] (Section)	65.1 (400m)
Race State	Finished



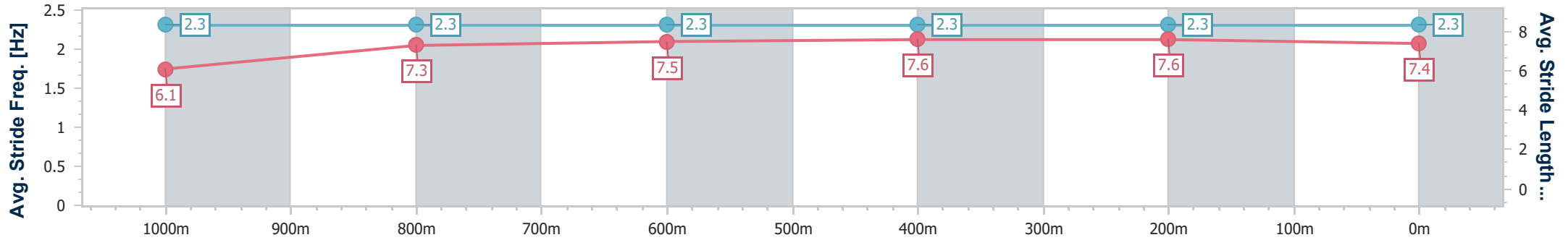
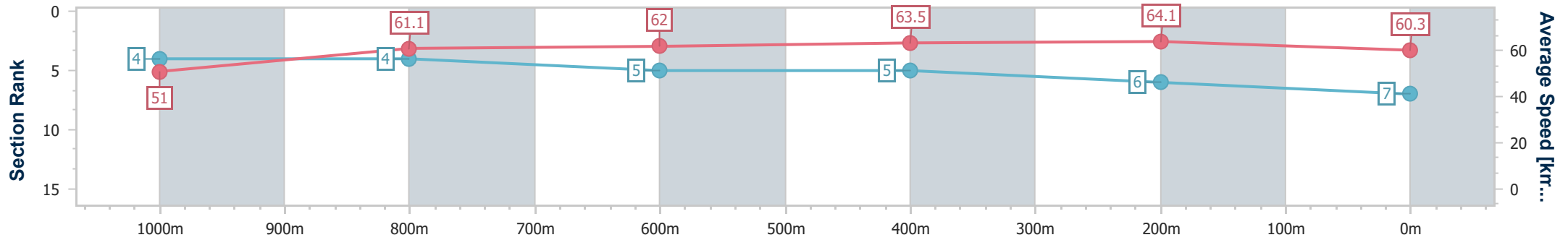
Sunshine Coast QLD Professional  
Race 7: BOLD CONSTRUCTION GROUP Class 2 Handicap - 1200m



09 February 2025 - 16:10

Track Rating: Good 4, Weather: Overcast, Rail Position: +5m Entire

Section	Overall	1000m	800m	600m	400m	200m
Section Times	1:12.47 [7] (0:14.14)	0:58.33 [4] (0:11.89)	0:46.44 [4] (0:11.76)	0:34.68 [5] (0:11.48)	0:23.20 [5] (0:11.22)	0:11.98 [6] (0:11.98)
Average Speed [km/h]	51.0	61.1	62.0	63.5	64.1	60.3
Top Speed [km/h]	61.8	63.0	63.3	64.6	65.1	62.8
Avg. Dist. to Rail [m]	10.3	3.2	2.3	2.0	4.0	6.0
Avg. Stride Freq. [Hz]	2.3	2.3	2.3	2.3	2.3	2.3
Avg. Stride Length [m]	6.1	7.3	7.5	7.6	7.6	7.4



- [ ] Ranking at each section and finish
- .-.- No data available at this section
- NA No data available



Horse/Jockey Name	Shore To Happen
Final Rank	9
Fastest Section Time (Section)	0:11.19 (400m)
Top Speed [km/h] (Section)	65.6 (400m)
Race State	Finished



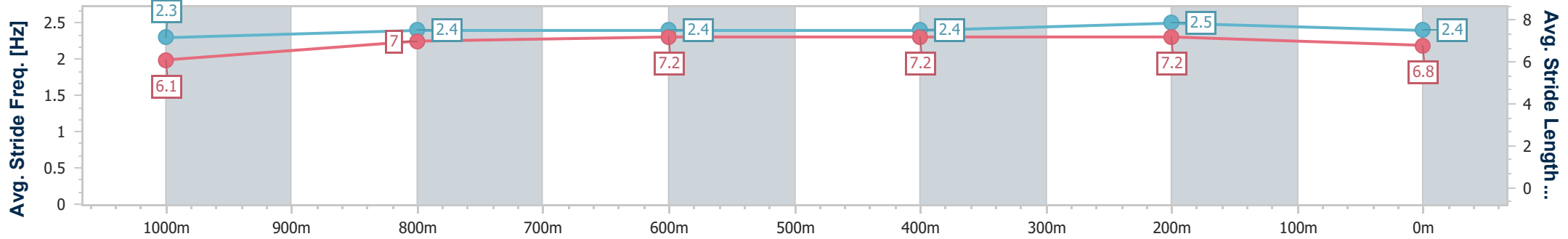
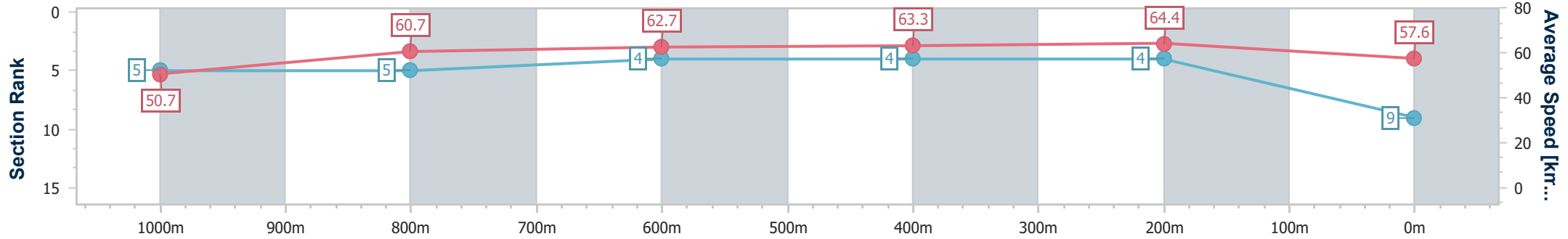
Sunshine Coast QLD Professional  
Race 7: BOLD CONSTRUCTION GROUP Class 2 Handicap - 1200m



09 February 2025 - 16:10

Track Rating: Good 4, Weather: Overcast, Rail Position: +5m Entire

Section	Overall	1000m	800m	600m	400m	200m
Section Times	1:12.85 [9] (0:14.17)	0:58.68 [5] (0:11.92)	0:46.76 [5] (0:11.64)	0:35.12 [4] (0:11.42)	0:23.70 [4] (0:11.19)	0:12.51 [4] (0:12.51)
Average Speed [km/h]	50.7	60.7	62.7	63.3	64.4	57.6
Top Speed [km/h]	63.6	63.6	63.8	64.5	65.6	61.2
Avg. Dist. to Rail [m]	5.5	2.6	1.9	0.8	1.7	2.8
Avg. Stride Freq. [Hz]	2.3	2.4	2.4	2.4	2.5	2.4
Avg. Stride Length [m]	6.1	7.0	7.2	7.2	7.2	6.8



- [ ] Ranking at each section and finish
- .-.- No data available at this section
- NA No data available



Horse/Jockey Name	Catrall
Final Rank	10
Fastest Section Time (Section)	0:11.17 (400m)
Top Speed [km/h] (Section)	65.3 (400m)
Race State	Finished



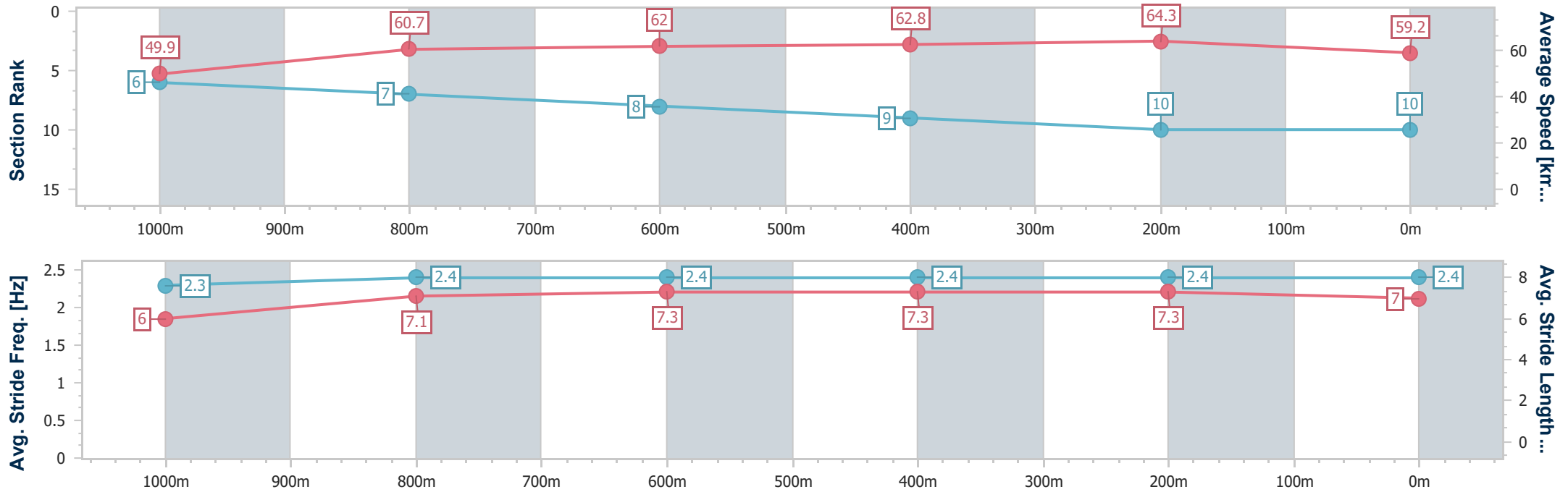
Sunshine Coast QLD Professional  
Race 7: BOLD CONSTRUCTION GROUP Class 2 Handicap - 1200m



09 February 2025 - 16:10

Track Rating: Good 4, Weather: Overcast, Rail Position: +5m Entire

Section	Overall	1000m	800m	600m	400m	200m
Section Times	1:13.14 [10] (0:14.41)	0:58.73 [6] (0:11.96)	0:46.77 [7] (0:11.79)	0:34.98 [8] (0:11.64)	0:23.34 [9] (0:11.17)	0:12.17 [10] (0:12.17)
Average Speed [km/h]	49.9	60.7	62.0	62.8	64.3	59.2
Top Speed [km/h]	62.2	61.8	63.5	63.4	65.3	63.8
Avg. Dist. to Rail [m]	6.9	3.5	2.5	2.2	4.1	4.2
Avg. Stride Freq. [Hz]	2.3	2.4	2.4	2.4	2.4	2.4
Avg. Stride Length [m]	6.0	7.1	7.3	7.3	7.3	7.0



- [ ] Ranking at each section and finish
- .-.- No data available at this section
- NA No data available



Horse/Jockey Name	Whisky Train
Final Rank	11
Fastest Section Time (Section)	0:11.14 (400m)
Top Speed [km/h] (Section)	65.5 (400m)
Race State	Finished



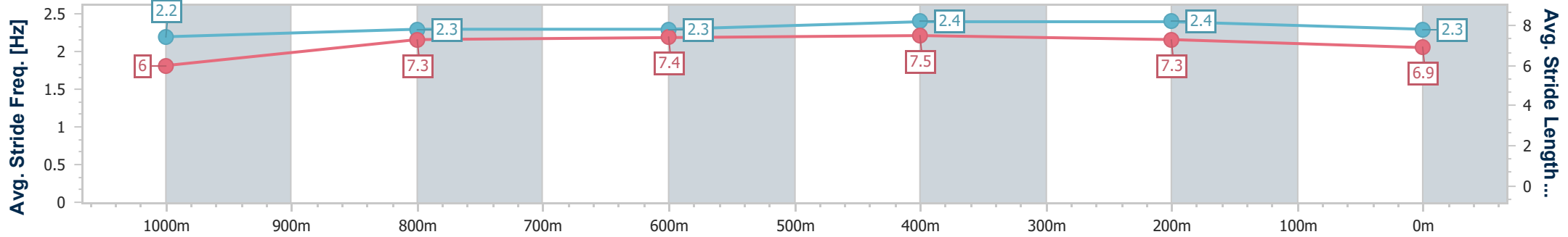
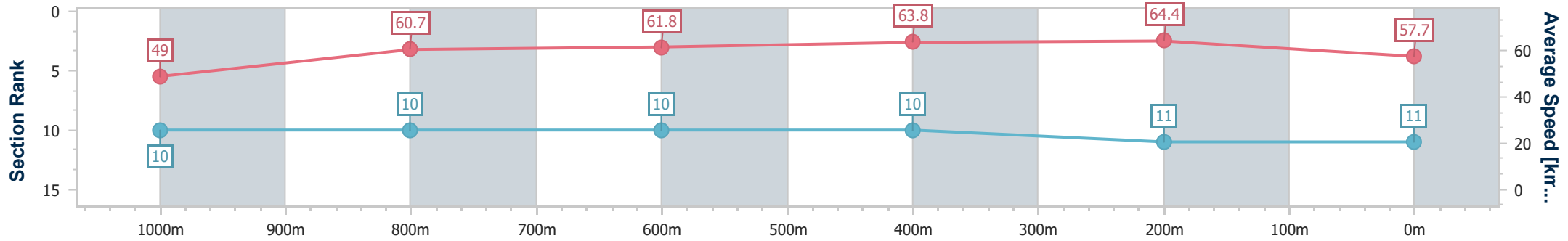
Sunshine Coast QLD Professional  
Race 7: BOLD CONSTRUCTION GROUP Class 2 Handicap - 1200m



09 February 2025 - 16:10

Track Rating: Good 4, Weather: Overcast, Rail Position: +5m Entire

Section	Overall	1000m	800m	600m	400m	200m
Section Times	1:13.48 [11] (0:14.70)	0:58.78 [10] (0:11.98)	0:46.80 [10] (0:11.77)	0:35.03 [10] (0:11.39)	0:23.64 [10] (0:11.14)	0:12.50 [11] (0:12.50)
Average Speed [km/h]	49.0	60.7	61.8	63.8	64.4	57.7
Top Speed [km/h]	61.1	61.3	63.2	65.2	65.5	62.9
Avg. Dist. to Rail [m]	7.6	3.3	1.8	1.5	5.5	6.0
Avg. Stride Freq. [Hz]	2.2	2.3	2.3	2.4	2.4	2.3
Avg. Stride Length [m]	6.0	7.3	7.4	7.5	7.3	6.9



- [ ] Ranking at each section and finish
- .-.- No data available at this section
- NA No data available