



Sunshine Coast QLD Professional

Race 8: TAB BENCHMARK 58 Handicap - 1600m



09 February 2025 - 16:45

Track Rating: Good 4, Weather: Overcast, Rail Position: +5m Entire

Section		Overall	1400m	1200m	1000m	800m	600m	400m	Last 600m				
Field Times		1:37.66 (0:13.15)	1:24.51 (0:11.02)	1:13.49 (0:12.07)	1:01.42 (0:12.68)	0:48.74 (0:12.59)	0:36.15 (0:12.39)	0:23.76 (0:11.87)	0:36.15				
Rank	TAB Horse/Jockey	Barrier	Top Speed [km/h]	Fastest Section									Distance Travelled [m]
1	2 KILNA Jasper Franklin	5	64.4 400m	0:11.39 400m	1:37.66 [1] (0:13.88)	1:23.78 [10] (0:11.57)	1:12.21 [10] (0:12.10)	1:00.11 [10] (0:12.50)	0:47.61 [10] (0:12.40)	0:35.21 [10] (0:11.93)	0:23.28 [7] (0:11.39)	0:35.21	
2	5 SEERESS Dan McGillivray	7	67.6 Overall	0:11.35 1400m	1:38.21 [2] (0:13.36)	1:24.85 [5] (0:11.35)	1:13.50 [5] (0:11.94)	1:01.56 [5] (0:12.51)	0:49.05 [5] (0:12.84)	0:36.21 [5] (0:12.20)	0:24.01 [4] (0:11.68)	0:36.21	-3
3	3 CHANCE WITH WOLVES Jai Williams	4	67.3 1400m	0:11.25 1400m	1:38.23 [3] (0:13.34)	1:24.89 [4] (0:11.25)	1:13.64 [4] (0:11.86)	1:01.78 [4] (0:12.59)	0:49.19 [3] (0:12.76)	0:36.43 [3] (0:12.27)	0:24.16 [3] (0:11.85)	0:36.43	-7
4	11 LASQUETI BOOM Taylor Marshall	1	64.9 Overall	0:11.60 400m	1:38.28 [4] (0:13.60)	1:24.68 [7] (0:11.64)	1:13.04 [8] (0:11.97)	1:01.07 [9] (0:12.38)	0:48.69 [7] (0:12.71)	0:35.98 [8] (0:12.00)	0:23.98 [5] (0:11.60)	0:35.98	-7
5	8 EIGHT CYLINDERS Georgina Cartwright	9	67.9 1400m	0:11.23 1400m	1:38.83 [5] (0:13.24)	1:25.59 [3] (0:11.23)	1:14.36 [3] (0:11.96)	1:02.40 [3] (0:12.69)	0:49.71 [4] (0:12.68)	0:37.03 [2] (0:12.20)	0:24.83 [2] (0:11.94)	0:37.03	+1
6	12 PAULI Adam Spinks	3	65.5 Overall	0:11.62 1400m	1:38.90 [6] (0:13.39)	1:25.51 [6] (0:11.62)	1:13.89 [6] (0:11.92)	1:01.97 [6] (0:12.52)	0:49.45 [6] (0:12.69)	0:36.76 [6] (0:12.24)	0:24.52 [8] (0:11.76)	0:36.76	-2
7	7 ATLANTIC ROYAL Jake Bayliss	6	65.5 Overall	0:11.62 1400m	1:39.06 [7] (0:13.79)	1:25.27 [9] (0:11.62)	1:13.65 [9] (0:11.72)	1:01.93 [7] (0:12.46)	0:49.47 [8] (0:12.65)	0:36.82 [7] (0:12.13)	0:24.69 [6] (0:11.87)	0:36.82	-1
8	9 GULF OF SIDRA Olivia Kendal	2	64.0 1400m	0:11.52 1400m	1:39.08 [8] (0:13.68)	1:25.40 [8] (0:11.52)	1:13.88 [7] (0:11.97)	1:01.91 [8] (0:12.62)	0:49.29 [9] (0:12.66)	0:36.63 [9] (0:12.22)	0:24.41 [9] (0:11.77)	0:36.63	-3
9	4 DECRYPT Ryan Wiggins	10	69.1 1400m	0:11.02 1400m	1:40.04 [9] (0:13.15)	1:26.89 [2] (0:11.02)	1:15.87 [2] (0:12.07)	1:03.80 [2] (0:12.68)	0:51.12 [2] (0:12.59)	0:38.53 [1] (0:12.39)	0:26.14 [1] (0:12.50)	0:38.53	-5

Did Not Finish: Mussel Lines (#15)

Scratched: Kasear (#13), Sujeed (#1), Hurricane Rosie (#6), Prophet Of Boom (#14), Lupine (#10)

[] Ranking at each section and finish
 -:-:- No data available at this section
 NA No data available

SCN Saddle cloth number
 DNF Did not finish
 DNT Did not track



Sunshine Coast QLD Professional

Race 8: TAB BENCHMARK 58 Handicap - 1600m

09 February 2025 - 16:45



Track Rating: Good 4, Weather: Overcast, Rail Position: +5m Entire

Section				200m				Last 600m	
Field Times				0:11.89 (0:11.89)				0:36.15	
Rank	TAB	Horse/Jockey	Barrier	Top Speed [km/h]	Fastest Section	Margin			Distance Travelled [m]
1	2	KILNA Jasper Franklin	5	64.4 400m	0:11.39 400m	0:11.89 [1] (0:11.89)	1:37.67		0:35.21
2	5	SEERESS Dan McGillivray	7	67.6 Overall	0:11.35 1400m	0:12.33 [2] (0:12.33)	3L		0:36.21 -3
3	3	CHANCE WITH WOLVES Jai Williams	4	67.3 1400m	0:11.25 1400m	0:12.31 [4] (0:12.31)	3.1L		0:36.43 -7
4	11	LASQUETI BOOM Taylor Marshall	1	64.9 Overall	0:11.60 400m	0:12.38 [3] (0:12.38)	3.3L		0:35.98 -7
5	8	EIGHT CYLINDERS Georgina Cartwright	9	67.9 1400m	0:11.23 1400m	0:12.89 [5] (0:12.89)	6.3L		0:37.03 +1
6	12	PAULI Adam Spinks	3	65.5 Overall	0:11.62 1400m	0:12.76 [6] (0:12.76)	6.6L		0:36.76 -2
7	7	ATLANTIC ROYAL Jake Bayliss	6	65.5 Overall	0:11.62 1400m	0:12.82 [7] (0:12.82)	7.4L		0:36.82 -1
8	9	GULF OF SIDRA Olivia Kendal	2	64.0 1400m	0:11.52 1400m	0:12.64 [9] (0:12.64)	7.5L		0:36.63 -3
9	4	DECRYPT Ryan Wiggins	10	69.1 1400m	0:11.02 1400m	0:13.64 [8] (0:13.64)	13L		0:38.53 -5

Did Not Finish: Mussel Lines (#15)

Scratched: Kasear (#13), Sujeed (#1), Hurricane Rosie (#6), Prophet Of Boom (#14), Lupine (#10)

[] Ranking at each section and finish
 -:-:- No data available at this section
 NA No data available

SCN Saddle cloth number
 DNF Did not finish
 DNT Did not track



Horse/Jockey Name	Kilna
Final Rank	1
Fastest Section Time (Section)	0:11.39 (400m)
Top Speed [km/h] (Section)	64.4 (400m)
Race State	Finished



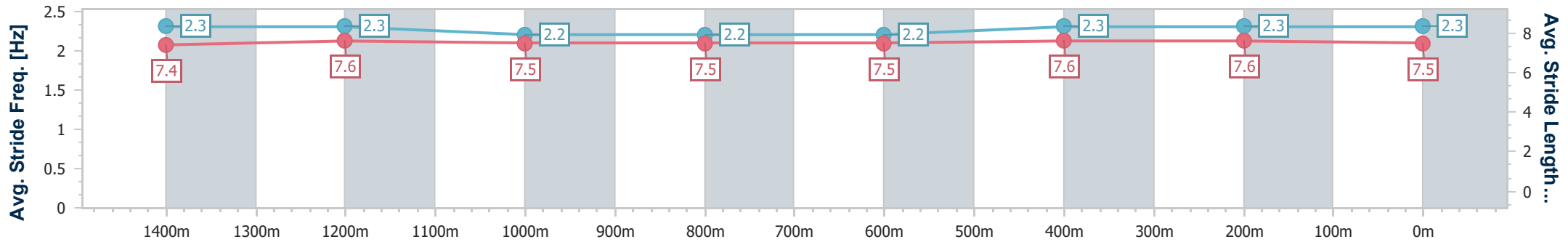
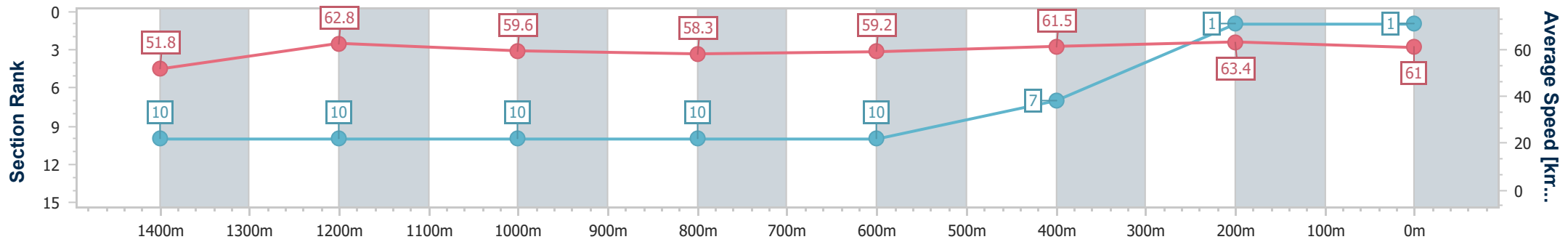
Sunshine Coast QLD Professional
Race 8: TAB BENCHMARK 58 Handicap - 1600m



09 February 2025 - 16:45

Track Rating: Good 4, Weather: Overcast, Rail Position: +5m Entire

Section	Overall	1400m	1200m	1000m	800m	600m	400m	200m
Section Times	1:37.66 [1] (0:13.88)	1:23.78 [10] (0:11.57)	1:12.21 [10] (0:12.10)	1:00.11 [10] (0:12.50)	0:47.61 [10] (0:12.40)	0:35.21 [10] (0:11.93)	0:23.28 [7] (0:11.39)	0:11.89 [1] (0:11.89)
Average Speed [km/h]	51.8	62.8	59.6	58.3	59.2	61.5	63.4	61.0
Top Speed [km/h]	63.4	63.5	61.3	60.7	60.1	62.7	64.4	61.7
Avg. Dist. to Rail [m]	6.2	3.0	3.1	3.6	3.1	3.7	7.2	7.7
Avg. Stride Freq. [Hz]	2.3	2.3	2.2	2.2	2.2	2.3	2.3	2.3
Avg. Stride Length [m]	7.4	7.6	7.5	7.5	7.5	7.6	7.6	7.5



- [] Ranking at each section and finish
- .-.- No data available at this section
- NA No data available



Horse/Jockey Name	Seeress
Final Rank	2
Fastest Section Time (Section)	0:11.35 (1400m)
Top Speed [km/h] (Section)	67.6 (Overall)
Race State	Finished



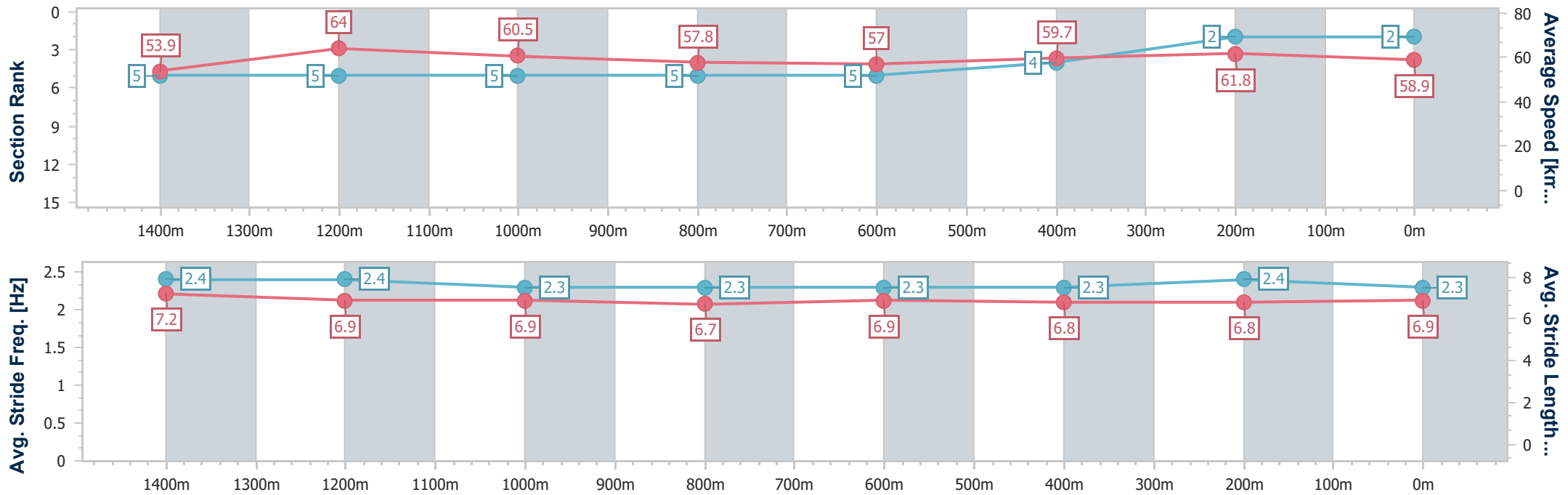
Sunshine Coast QLD Professional
Race 8: TAB BENCHMARK 58 Handicap - 1600m



09 February 2025 - 16:45

Track Rating: Good 4, Weather: Overcast, Rail Position: +5m Entire

Section	Overall	1400m	1200m	1000m	800m	600m	400m	200m
Section Times	1:38.21 [2] (0:13.36)	1:24.85 [5] (0:11.35)	1:13.50 [5] (0:11.94)	1:01.56 [5] (0:12.51)	0:49.05 [5] (0:12.84)	0:36.21 [5] (0:12.20)	0:24.01 [4] (0:11.68)	0:12.33 [2] (0:12.33)
Average Speed [km/h]	53.9	64.0	60.5	57.8	57.0	59.7	61.8	58.9
Top Speed [km/h]	67.6	66.9	62.0	58.7	58.3	61.9	62.2	60.8
Avg. Dist. to Rail [m]	7.3	3.7	2.8	2.3	2.5	2.2	2.6	4.4
Avg. Stride Freq. [Hz]	2.4	2.4	2.3	2.3	2.3	2.3	2.4	2.3
Avg. Stride Length [m]	7.2	6.9	6.9	6.7	6.9	6.8	6.8	6.9



- [] Ranking at each section and finish
- .-.- No data available at this section
- NA No data available



Horse/Jockey Name	Chance With Wolves
Final Rank	3
Fastest Section Time (Section)	0:11.25 (1400m)
Top Speed [km/h] (Section)	67.3 (1400m)
Race State	Finished



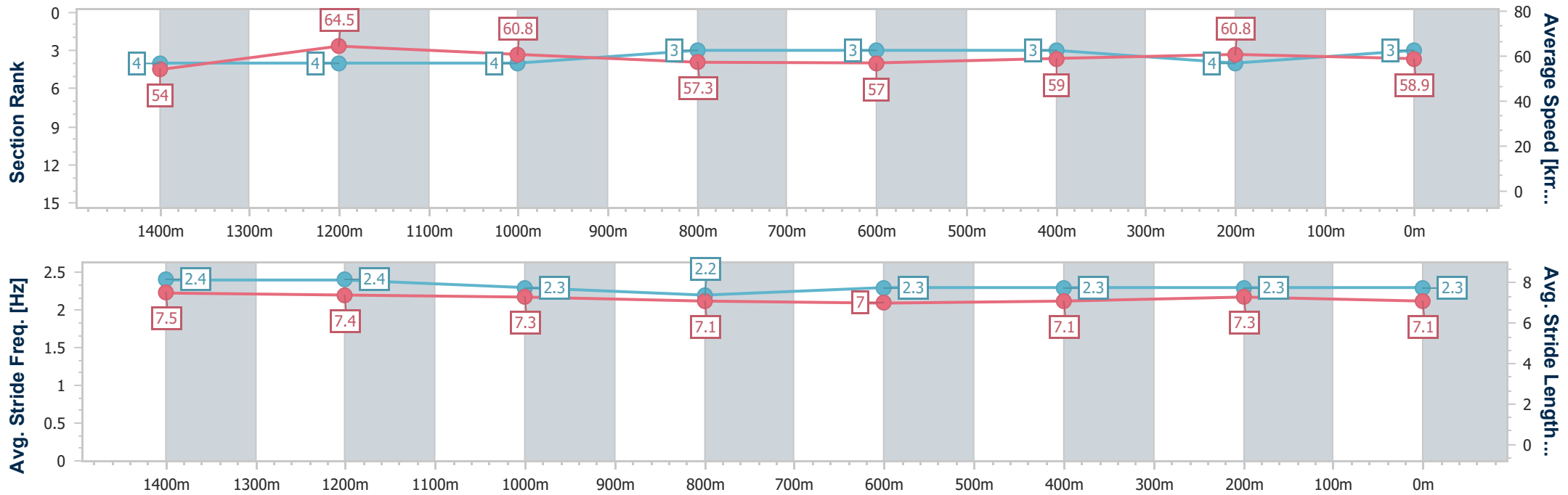
Sunshine Coast QLD Professional
Race 8: TAB BENCHMARK 58 Handicap - 1600m



09 February 2025 - 16:45

Track Rating: Good 4, Weather: Overcast, Rail Position: +5m Entire

Section	Overall	1400m	1200m	1000m	800m	600m	400m	200m
Section Times	1:38.23 [3] (0:13.34)	1:24.89 [4] (0:11.25)	1:13.64 [4] (0:11.86)	1:01.78 [4] (0:12.59)	0:49.19 [3] (0:12.76)	0:36.43 [3] (0:12.27)	0:24.16 [3] (0:11.85)	0:12.31 [4] (0:12.31)
Average Speed [km/h]	54.0	64.5	60.8	57.3	57.0	59.0	60.8	58.9
Top Speed [km/h]	66.5	67.3	62.4	59.3	58.8	59.8	61.9	60.2
Avg. Dist. to Rail [m]	5.7	2.8	2.2	1.8	1.4	1.0	1.1	2.5
Avg. Stride Freq. [Hz]	2.4	2.4	2.3	2.2	2.3	2.3	2.3	2.3
Avg. Stride Length [m]	7.5	7.4	7.3	7.1	7.0	7.1	7.3	7.1



- [] Ranking at each section and finish
- .-.- No data available at this section
- NA No data available



Horse/Jockey Name	Lasqueti Boom
Final Rank	4
Fastest Section Time (Section)	0:11.60 (400m)
Top Speed [km/h] (Section)	64.9 (Overall)
Race State	Finished



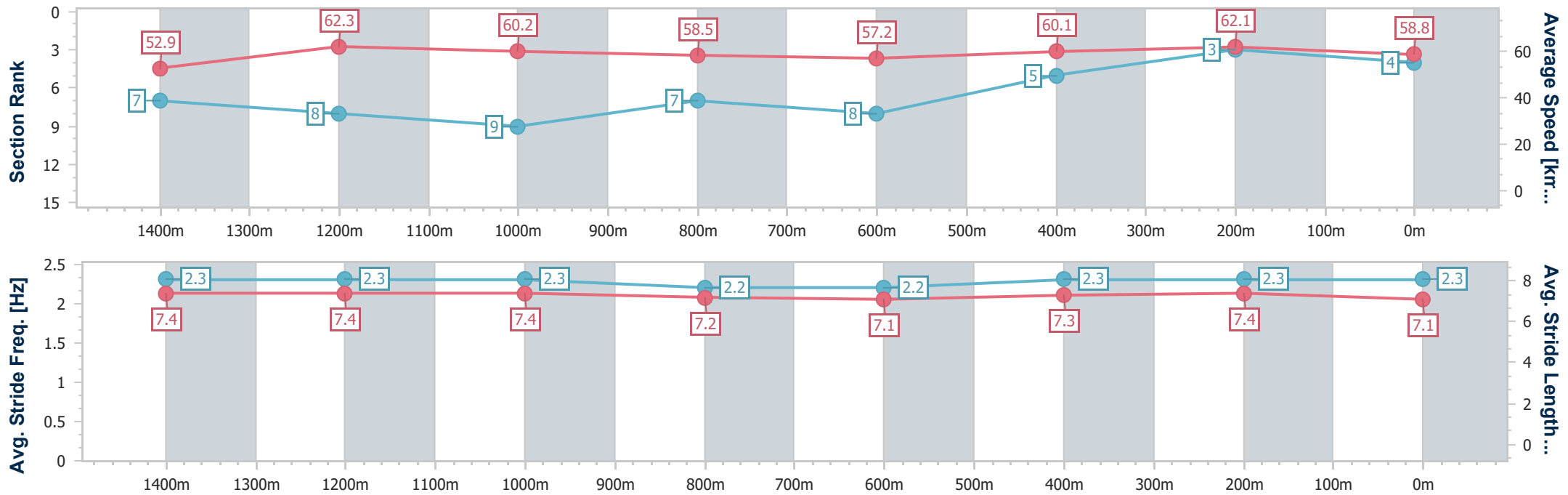
Sunshine Coast QLD Professional
Race 8: TAB BENCHMARK 58 Handicap - 1600m



09 February 2025 - 16:45

Track Rating: Good 4, Weather: Overcast, Rail Position: +5m Entire

Section	Overall	1400m	1200m	1000m	800m	600m	400m	200m
Section Times	1:38.28 [4] (0:13.60)	1:24.68 [7] (0:11.64)	1:13.04 [8] (0:11.97)	1:01.07 [9] (0:12.38)	0:48.69 [7] (0:12.71)	0:35.98 [8] (0:12.00)	0:23.98 [5] (0:11.60)	0:12.38 [3] (0:12.38)
Average Speed [km/h]	52.9	62.3	60.2	58.5	57.2	60.1	62.1	58.8
Top Speed [km/h]	64.9	63.1	61.7	61.3	58.7	62.5	62.8	60.8
Avg. Dist. to Rail [m]	3.3	2.4	2.3	2.1	1.5	1.0	0.6	0.7
Avg. Stride Freq. [Hz]	2.3	2.3	2.3	2.2	2.2	2.3	2.3	2.3
Avg. Stride Length [m]	7.4	7.4	7.4	7.2	7.1	7.3	7.4	7.1



- [] Ranking at each section and finish
- .-.- No data available at this section
- NA No data available



Horse/Jockey Name	Eight Cylinders
Final Rank	5
Fastest Section Time (Section)	0:11.23 (1400m)
Top Speed [km/h] (Section)	67.9 (1400m)
Race State	Finished



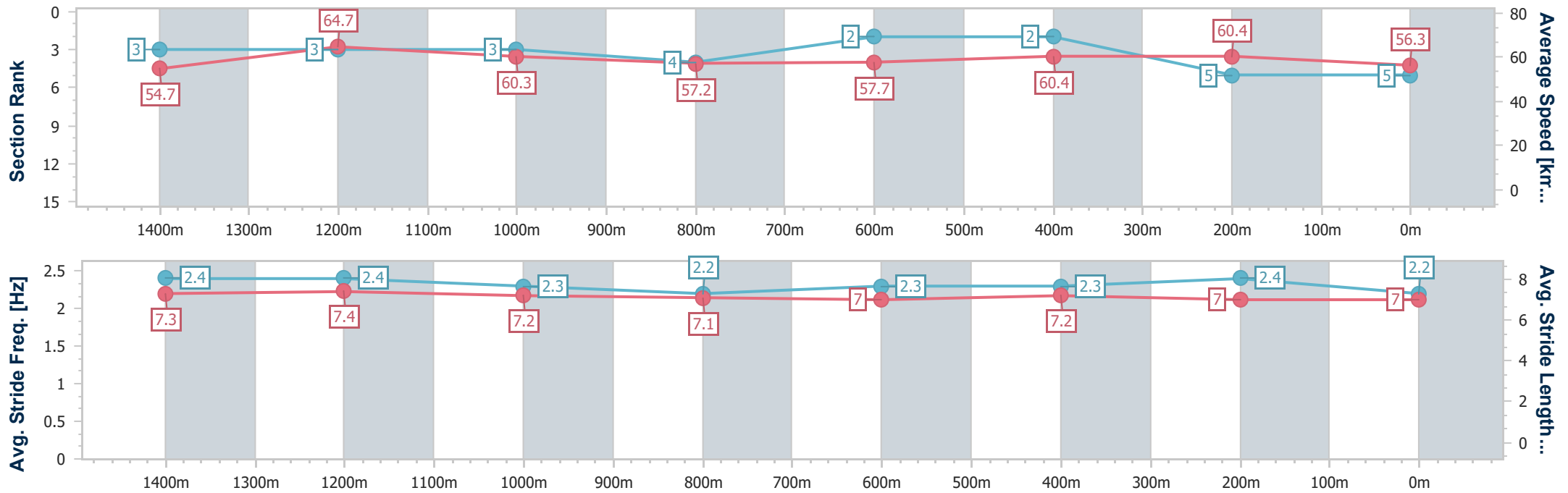
Sunshine Coast QLD Professional
Race 8: TAB BENCHMARK 58 Handicap - 1600m



09 February 2025 - 16:45

Track Rating: Good 4, Weather: Overcast, Rail Position: +5m Entire

Section	Overall	1400m	1200m	1000m	800m	600m	400m	200m
Section Times	1:38.83 [5] (0:13.24)	1:25.59 [3] (0:11.23)	1:14.36 [3] (0:11.96)	1:02.40 [3] (0:12.69)	0:49.71 [4] (0:12.68)	0:37.03 [2] (0:12.20)	0:24.83 [2] (0:11.94)	0:12.89 [5] (0:12.89)
Average Speed [km/h]	54.7	64.7	60.3	57.2	57.7	60.4	60.4	56.3
Top Speed [km/h]	67.6	67.9	62.4	58.5	59.1	62.1	62.1	59.4
Avg. Dist. to Rail [m]	9.3	4.4	4.0	2.8	2.9	4.1	5.5	5.6
Avg. Stride Freq. [Hz]	2.4	2.4	2.3	2.2	2.3	2.3	2.4	2.2
Avg. Stride Length [m]	7.3	7.4	7.2	7.1	7.0	7.2	7.0	7.0



- [] Ranking at each section and finish
- .-.- No data available at this section
- NA No data available



Horse/Jockey Name	Pauli
Final Rank	6
Fastest Section Time (Section)	0:11.62 (1400m)
Top Speed [km/h] (Section)	65.5 (Overall)
Race State	Finished



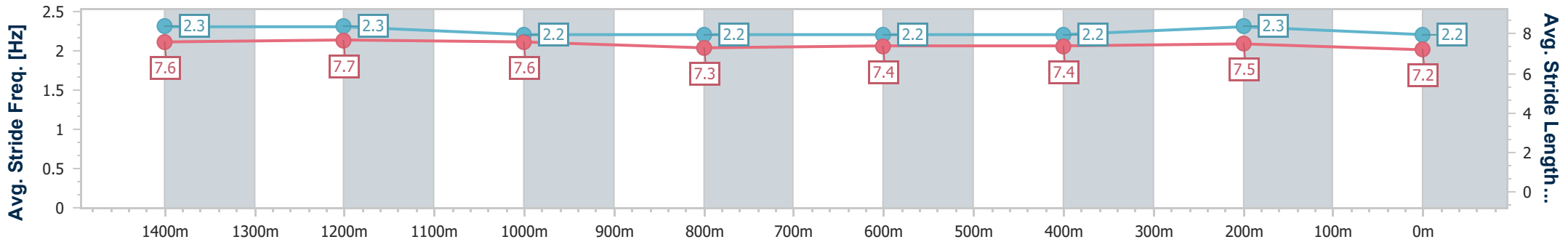
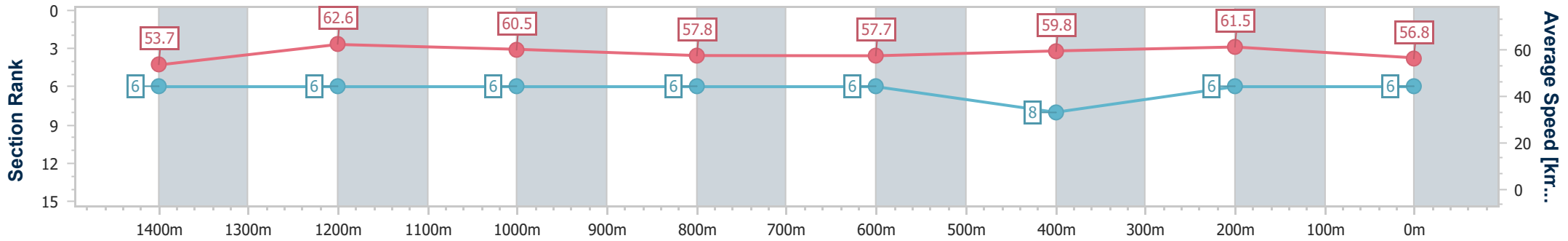
Sunshine Coast QLD Professional
Race 8: TAB BENCHMARK 58 Handicap - 1600m



09 February 2025 - 16:45

Track Rating: Good 4, Weather: Overcast, Rail Position: +5m Entire

Section	Overall	1400m	1200m	1000m	800m	600m	400m	200m
Section Times	1:38.90 [6] (0:13.39)	1:25.51 [6] (0:11.62)	1:13.89 [6] (0:11.92)	1:01.97 [6] (0:12.52)	0:49.45 [6] (0:12.69)	0:36.76 [6] (0:12.24)	0:24.52 [8] (0:11.76)	0:12.76 [6] (0:12.76)
Average Speed [km/h]	53.7	62.6	60.5	57.8	57.7	59.8	61.5	56.8
Top Speed [km/h]	65.5	64.2	61.2	60.9	59.0	61.3	62.7	59.0
Avg. Dist. to Rail [m]	4.5	2.5	2.7	2.6	2.9	3.2	6.1	7.4
Avg. Stride Freq. [Hz]	2.3	2.3	2.2	2.2	2.2	2.2	2.3	2.2
Avg. Stride Length [m]	7.6	7.7	7.6	7.3	7.4	7.4	7.5	7.2



- [] Ranking at each section and finish
- .-.- No data available at this section
- NA No data available



Horse/Jockey Name	Atlantic Royal
Final Rank	7
Fastest Section Time (Section)	0:11.62 (1400m)
Top Speed [km/h] (Section)	65.5 (Overall)
Race State	Finished



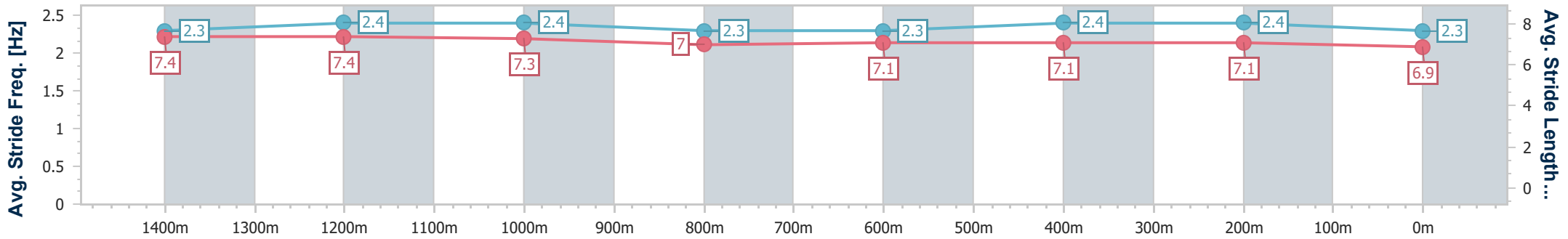
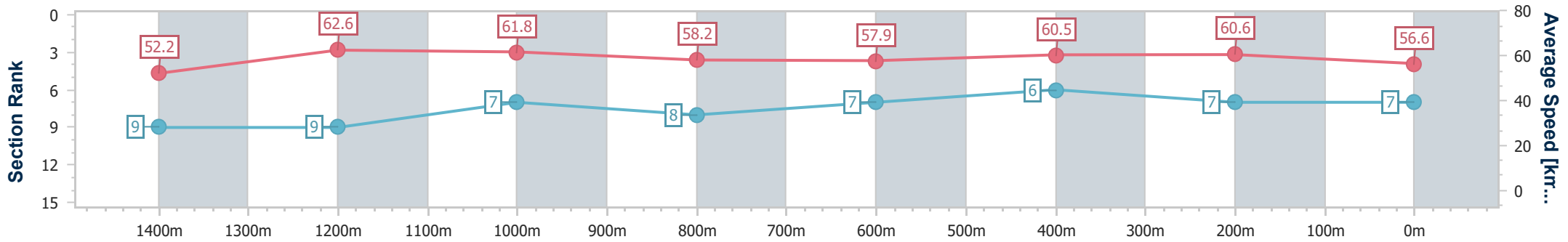
Sunshine Coast QLD Professional
Race 8: TAB BENCHMARK 58 Handicap - 1600m



09 February 2025 - 16:45

Track Rating: Good 4, Weather: Overcast, Rail Position: +5m Entire

Section	Overall	1400m	1200m	1000m	800m	600m	400m	200m
Section Times	1:39.06 [7] (0:13.79)	1:25.27 [9] (0:11.62)	1:13.65 [9] (0:11.72)	1:01.93 [7] (0:12.46)	0:49.47 [8] (0:12.65)	0:36.82 [7] (0:12.13)	0:24.69 [6] (0:11.87)	0:12.82 [7] (0:12.82)
Average Speed [km/h]	52.2	62.6	61.8	58.2	57.9	60.5	60.6	56.6
Top Speed [km/h]	65.5	65.3	62.8	62.6	58.6	61.9	62.1	58.7
Avg. Dist. to Rail [m]	7.0	4.6	4.2	3.3	2.9	3.5	6.8	8.1
Avg. Stride Freq. [Hz]	2.3	2.4	2.4	2.3	2.3	2.4	2.4	2.3
Avg. Stride Length [m]	7.4	7.4	7.3	7.0	7.1	7.1	7.1	6.9



- [] Ranking at each section and finish
- .-.- No data available at this section
- NA No data available



Horse/Jockey Name	Gulf Of Sidra
Final Rank	8
Fastest Section Time (Section)	0:11.52 (1400m)
Top Speed [km/h] (Section)	64.0 (1400m)
Race State	Finished



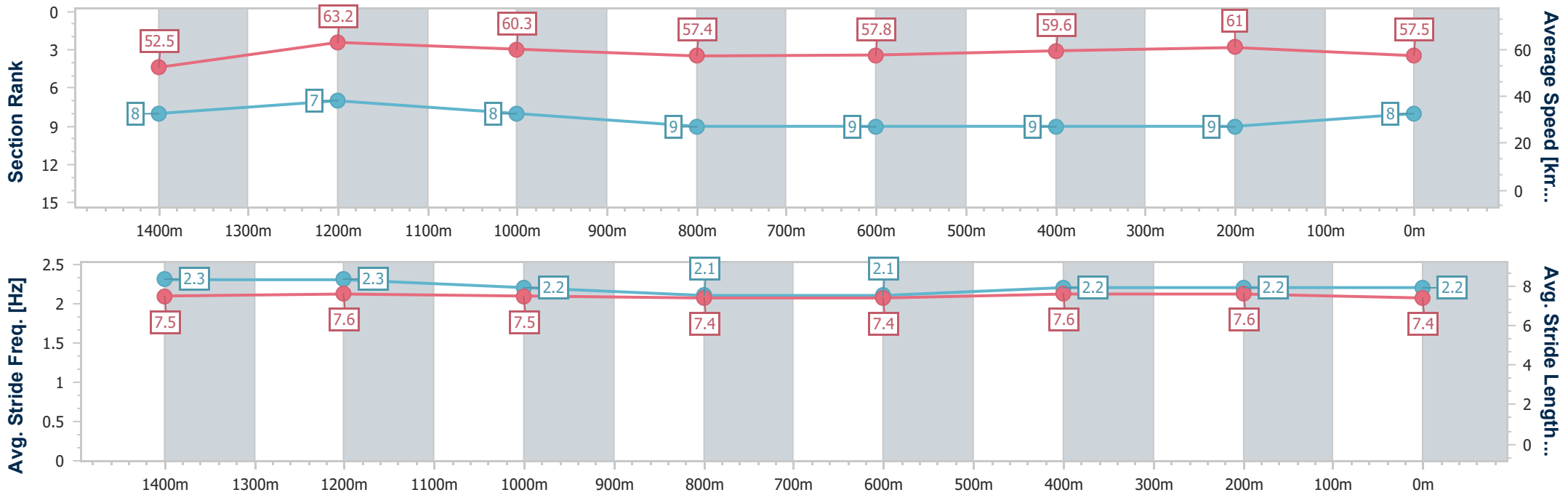
Sunshine Coast QLD Professional
Race 8: TAB BENCHMARK 58 Handicap - 1600m



09 February 2025 - 16:45

Track Rating: Good 4, Weather: Overcast, Rail Position: +5m Entire

Section	Overall	1400m	1200m	1000m	800m	600m	400m	200m
Section Times	1:39.08 [8] (0:13.68)	1:25.40 [8] (0:11.52)	1:13.88 [7] (0:11.97)	1:01.91 [8] (0:12.62)	0:49.29 [9] (0:12.66)	0:36.63 [9] (0:12.22)	0:24.41 [9] (0:11.77)	0:12.64 [9] (0:12.64)
Average Speed [km/h]	52.5	63.2	60.3	57.4	57.8	59.6	61.0	57.5
Top Speed [km/h]	63.7	64.0	61.7	60.4	58.9	61.3	62.6	59.2
Avg. Dist. to Rail [m]	4.3	3.8	3.6	2.9	1.9	2.5	4.7	5.3
Avg. Stride Freq. [Hz]	2.3	2.3	2.2	2.1	2.1	2.2	2.2	2.2
Avg. Stride Length [m]	7.5	7.6	7.5	7.4	7.4	7.6	7.6	7.4



- [] Ranking at each section and finish
- .-.- No data available at this section
- NA No data available



Horse/Jockey Name	Decrypt
Final Rank	9
Fastest Section Time (Section)	0:11.02 (1400m)
Top Speed [km/h] (Section)	69.1 (1400m)
Race State	Finished



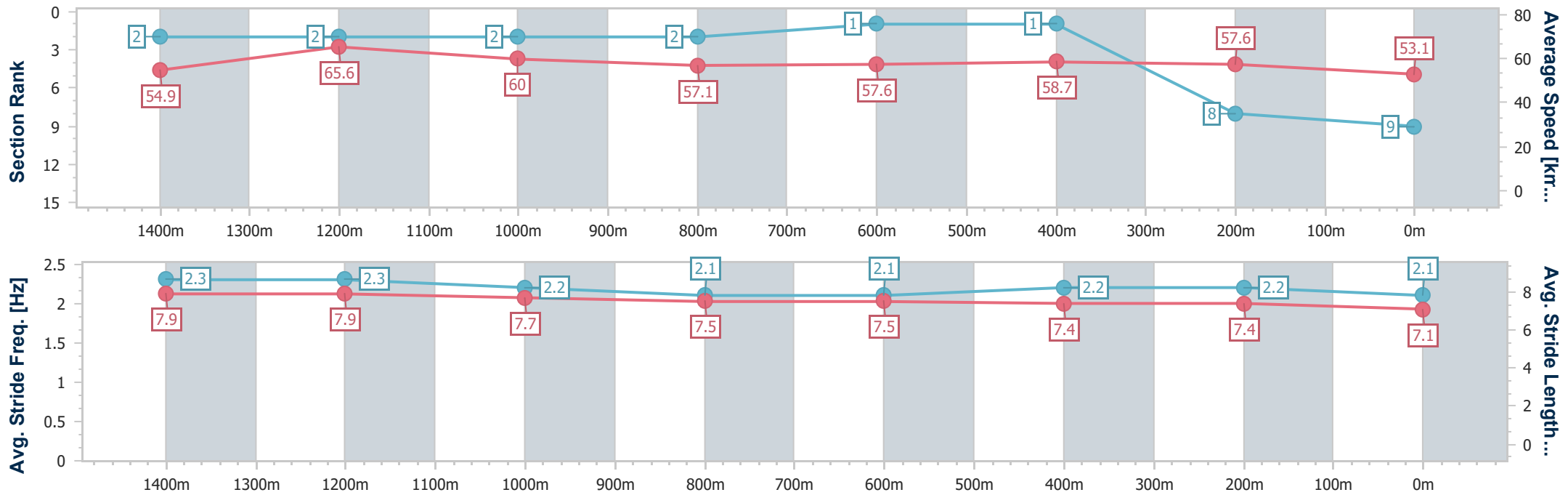
Sunshine Coast QLD Professional
Race 8: TAB BENCHMARK 58 Handicap - 1600m



09 February 2025 - 16:45

Track Rating: Good 4, Weather: Overcast, Rail Position: +5m Entire

Section	Overall	1400m	1200m	1000m	800m	600m	400m	200m
Section Times	1:40.04 [9] (0:13.15)	1:26.89 [2] (0:11.02)	1:15.87 [2] (0:12.07)	1:03.80 [2] (0:12.68)	0:51.12 [2] (0:12.59)	0:38.53 [1] (0:12.39)	0:26.14 [1] (0:12.50)	0:13.64 [8] (0:13.64)
Average Speed [km/h]	54.9	65.6	60.0	57.1	57.6	58.7	57.6	53.1
Top Speed [km/h]	68.6	69.1	63.6	58.6	59.1	59.3	58.4	56.2
Avg. Dist. to Rail [m]	11.3	4.5	3.3	2.7	1.6	1.4	3.8	5.5
Avg. Stride Freq. [Hz]	2.3	2.3	2.2	2.1	2.1	2.2	2.2	2.1
Avg. Stride Length [m]	7.9	7.9	7.7	7.5	7.5	7.4	7.4	7.1



- [] Ranking at each section and finish
- .-.-.- No data available at this section
- NA No data available



Horse/Jockey Name	Mussel Lines
Final Rank	DidNotFinish
Fastest Section Time (Section)	0:10.92 (1400m)
Top Speed [km/h] (Section)	69.9 (Overall)
Race State	DidNotFinish



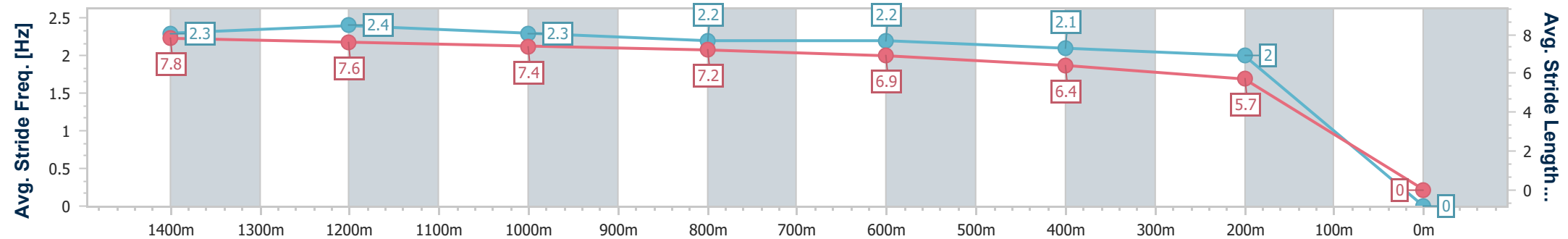
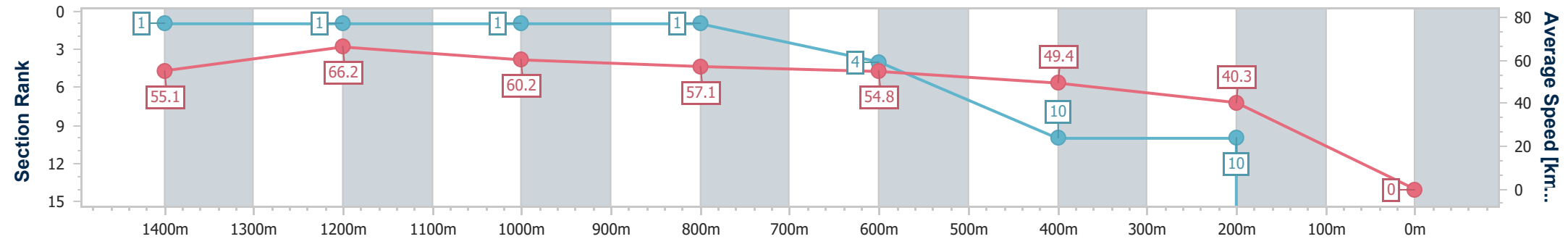
Sunshine Coast QLD Professional
Race 8: TAB BENCHMARK 58 Handicap - 1600m



09 February 2025 - 16:45

Track Rating: Good 4, Weather: Overcast, Rail Position: +5m Entire

Section	Overall	1400m	1200m	1000m	800m	600m	400m	200m					
Section Times	0:00.00 [DNF]	0:00.00 [1] (0:10.92)	0:00.00 [1] (0:11.97)	0:00.00 [1] (0:12.71)	0:00.00 [1] (0:13.21)	0:00.00 [4] (0:14.63)	0:00.00 [10] (0:17.83)	-:--:--					
	(0:13.09)												
Average Speed [km/h]	55.1	66.2	60.2	57.1	54.8	49.4	40.3	0.0					
Top Speed [km/h]	69.9	68.7	63.4	57.7	56.1	53.6	45.0	--					
Avg. Dist. to Rail [m]	8.4	2.3	3.0	1.8	1.1	0.6	0.1	0.0					
Avg. Stride Freq. [Hz]	2.3	2.4	2.3	2.2	2.2	2.1	2.0	--					
Avg. Stride Length [m]	7.8	7.6	7.4	7.2	6.9	6.4	5.7	--					



- [] Ranking at each section and finish
- :--:-- No data available at this section
- NA No data available

- [] Ranking at each section and finish
- :--:- No data available at this section
- NA No data available