



Ipswich QLD Professional

Race 3: SCHWEPPE'S BENCHMARK 70 Handicap - 1690m

12 February 2025 - 14:48



Track Rating: Soft 6, Weather: Overcast, Rail Position: +6.5m Entire

Section		Overall	1400m	1200m	1000m	800m	600m	400m	Last 600m				
Field Times		1:46.01 (0:21.70)	1:24.31 (0:13.02)	1:11.29 (0:12.52)	0:58.77 (0:12.25)	0:46.52 (0:11.41)	0:35.11 (0:11.23)	0:23.88 (0:11.68)	0:35.11				
Rank	TAB Horse/Jockey	Barrier	Top Speed [km/h]	Fastest Section									Distance Travelled [m]
1	4 SUPER CHILLED Ryan Maloney	2	65.1 600m	0:11.21 600m	1:46.01 [1] (0:21.87)	1:24.14 [2] (0:12.97)	1:11.17 [2] (0:12.51)	0:58.66 [2] (0:12.19)	0:46.47 [2] (0:11.39)	0:35.08 [2] (0:11.21)	0:23.87 [2] (0:11.67)	0:35.08	
2	1 TEXAS Dan McGillivray	3	65.2 600m	0:11.13 600m	1:46.23 [2] (0:22.33)	1:23.90 [4] (0:12.82)	1:11.08 [3] (0:12.50)	0:58.58 [3] (0:12.17)	0:46.41 [4] (0:11.49)	0:34.92 [4] (0:11.13)	0:23.79 [4] (0:11.59)	0:34.92	+0
3	3 BANDASHA Martin Harley	4	65.0 600m	0:11.18 600m	1:46.32 [3] (0:22.11)	1:24.21 [3] (0:13.04)	1:11.17 [4] (0:12.54)	0:58.63 [4] (0:12.11)	0:46.52 [3] (0:11.42)	0:35.10 [3] (0:11.18)	0:23.92 [3] (0:11.76)	0:35.10	+3
4	6 AUTUMN MISS Ron Stewart	1	65.3 600m	0:11.23 600m	1:46.69 [4] (0:21.70)	1:24.99 [1] (0:13.02)	1:11.97 [1] (0:12.52)	0:59.45 [1] (0:12.25)	0:47.20 [1] (0:11.41)	0:35.79 [1] (0:11.23)	0:24.56 [1] (0:11.87)	0:35.79	-4

Scratched: Grinzinger Knight (#2), Ichiban (#5)

[] Ranking at each section and finish
 -:-:-:- No data available at this section
 NA No data available

SCN Saddle cloth number
 DNF Did not finish
 DNT Did not track



Ipswich QLD Professional

Race 3: SCHWEPPE'S BENCHMARK 70 Handicap - 1690m

12 February 2025 - 14:48



Track Rating: Soft 6, Weather: Overcast, Rail Position: +6.5m Entire

Section				200m				Last 600m		
Field Times				0:12.20 (0:12.20)				0:35.11		
Rank	TAB	Horse/Jockey	Barrier	Top Speed [km/h]	Fastest Section	Margin			Distance Travelled [m]	
1	4	SUPER CHILLED Ryan Maloney	2	65.1 600m	0:11.21 600m	0:12.20 [1] (0:12.20)	1:46.01		0:35.08	
2	1	TEXAS Dan McGillivray	3	65.2 600m	0:11.13 600m	0:12.20 [3] (0:12.20)	1.3L		0:34.92	+0
3	3	BANDASHA Martin Harley	4	65.0 600m	0:11.18 600m	0:12.16 [4] (0:12.16)	1.83L		0:35.10	+3
4	6	AUTUMN MISS Ron Stewart	1	65.3 600m	0:11.23 600m	0:12.69 [2] (0:12.69)	4.01L		0:35.79	-4

Scratched: Grinzinger Knight (#2), Ichiban (#5)

[] Ranking at each section and finish
 -:-:-:- No data available at this section
 NA No data available

SCN Saddle cloth number
 DNF Did not finish
 DNT Did not track



Horse/Jockey Name	Super Chilled
Final Rank	1
Fastest Section Time (Section)	0:11.21 (600m)
Top Speed [km/h] (Section)	65.1 (600m)
Race State	Finished



Ipswich QLD Professional

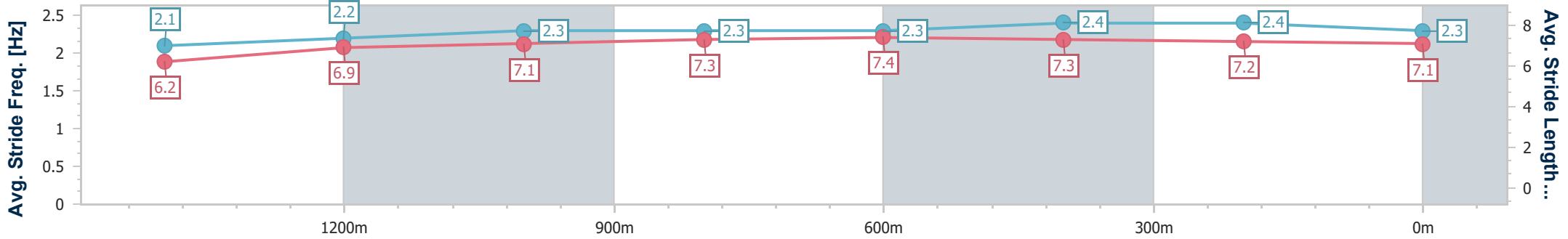
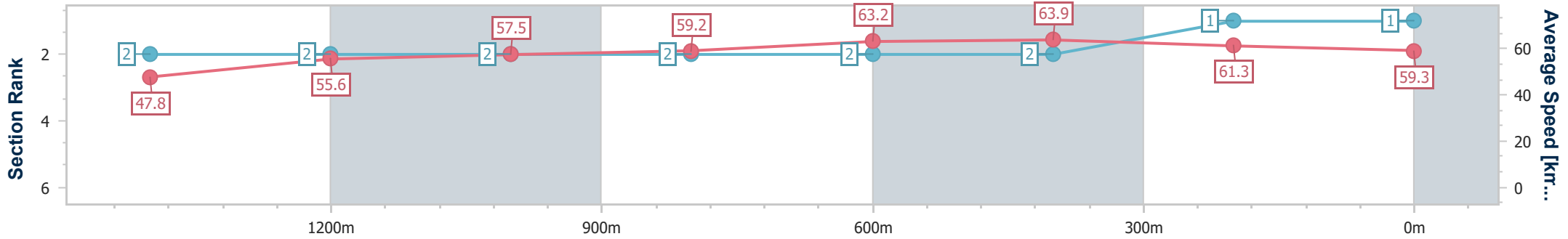
Race 3: SCHWEPPE'S BENCHMARK 70 Handicap - 1690m

12 February 2025 - 14:48



Track Rating: Soft 6, Weather: Overcast, Rail Position: +6.5m Entire

Section	Overall	1400m	1200m	1000m	800m	600m	400m	200m
Section Times	1:46.01 [1] (0:21.87)	1:24.14 [2] (0:12.97)	1:11.17 [2] (0:12.51)	0:58.66 [2] (0:12.19)	0:46.47 [2] (0:11.39)	0:35.08 [2] (0:11.21)	0:23.87 [2] (0:11.67)	0:12.20 [1] (0:12.20)
Average Speed [km/h]	47.8	55.6	57.5	59.2	63.2	63.9	61.3	59.3
Top Speed [km/h]	54.9	56.4	58.1	60.8	64.8	65.1	62.9	60.8
Avg. Dist. to Rail [m]	1.3	0.2	0.1	0.1	0.4	0.8	0.8	0.2
Avg. Stride Freq. [Hz]	2.1	2.2	2.3	2.3	2.3	2.4	2.4	2.3
Avg. Stride Length [m]	6.2	6.9	7.1	7.3	7.4	7.3	7.2	7.1



- [] Ranking at each section and finish
- .-.- No data available at this section
- NA No data available



Horse/Jockey Name	Texas
Final Rank	2
Fastest Section Time (Section)	0:11.13 (600m)
Top Speed [km/h] (Section)	65.2 (600m)
Race State	Finished



Ipswich QLD Professional

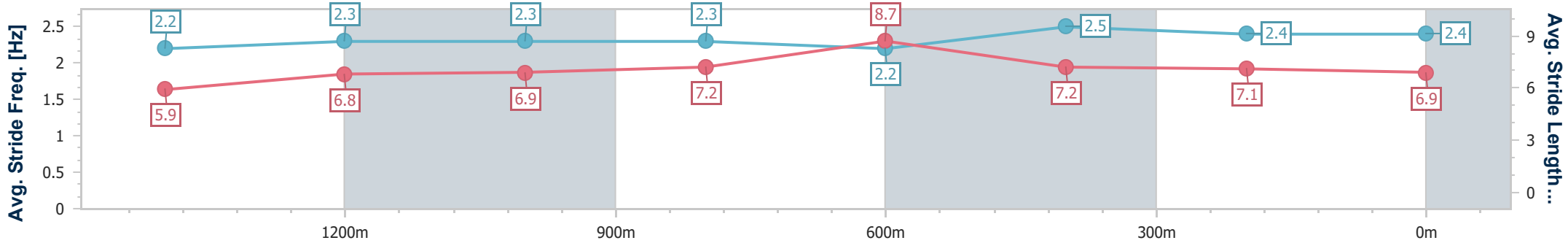
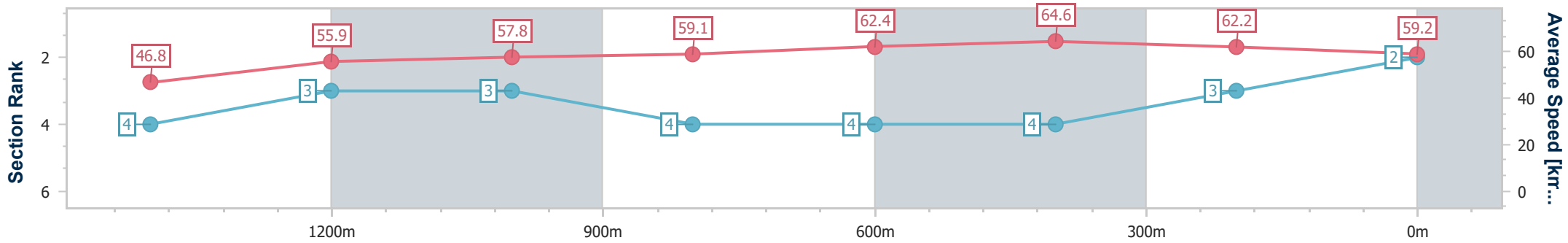
Race 3: SCHWEPPE'S BENCHMARK 70 Handicap - 1690m

12 February 2025 - 14:48



Track Rating: Soft 6, Weather: Overcast, Rail Position: +6.5m Entire

Section	Overall	1400m	1200m	1000m	800m	600m	400m	200m
Section Times	1:46.23 [2] (0:22.33)	1:23.90 [4] (0:12.82)	1:11.08 [3] (0:12.50)	0:58.58 [3] (0:12.17)	0:46.41 [4] (0:11.49)	0:34.92 [4] (0:11.13)	0:23.79 [4] (0:11.59)	0:12.20 [3] (0:12.20)
Average Speed [km/h]	46.8	55.9	57.8	59.1	62.4	64.6	62.2	59.2
Top Speed [km/h]	56.4	57.9	58.7	60.9	64.5	65.2	64.2	61.1
Avg. Dist. to Rail [m]	2.3	0.8	0.8	0.5	0.9	0.8	0.9	1.4
Avg. Stride Freq. [Hz]	2.2	2.3	2.3	2.3	2.2	2.5	2.4	2.4
Avg. Stride Length [m]	5.9	6.8	6.9	7.2	8.7	7.2	7.1	6.9



- [] Ranking at each section and finish
- .-.- No data available at this section
- NA No data available



Horse/Jockey Name	Bandasha
Final Rank	3
Fastest Section Time (Section)	0:11.18 (600m)
Top Speed [km/h] (Section)	65.0 (600m)
Race State	Finished



Ipswich QLD Professional

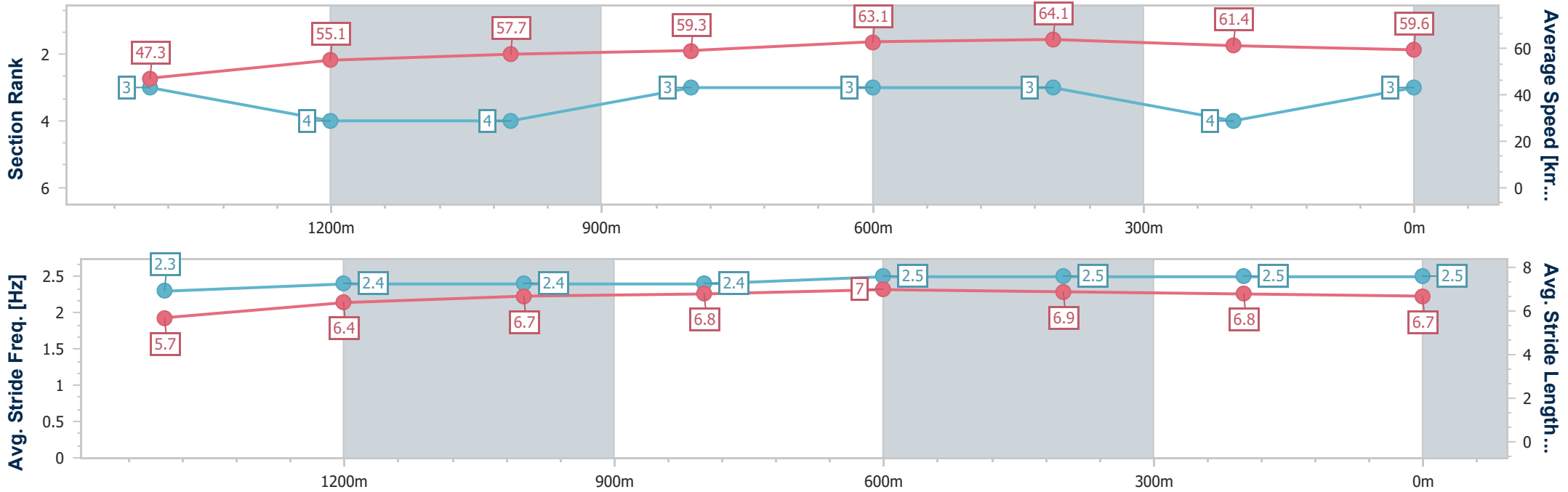
Race 3: SCHWEPPE'S BENCHMARK 70 Handicap - 1690m

12 February 2025 - 14:48



Track Rating: Soft 6, Weather: Overcast, Rail Position: +6.5m Entire

Section	Overall	1400m	1200m	1000m	800m	600m	400m	200m
Section Times	1:46.32 [3] (0:22.11)	1:24.21 [3] (0:13.04)	1:11.17 [4] (0:12.54)	0:58.63 [4] (0:12.11)	0:46.52 [3] (0:11.42)	0:35.10 [3] (0:11.18)	0:23.92 [3] (0:11.76)	0:12.16 [4] (0:12.16)
Average Speed [km/h]	47.3	55.1	57.7	59.3	63.1	64.1	61.4	59.6
Top Speed [km/h]	54.0	56.4	58.2	60.6	64.4	65.0	62.8	61.1
Avg. Dist. to Rail [m]	2.2	0.2	0.3	0.4	0.4	0.6	2.2	3.6
Avg. Stride Freq. [Hz]	2.3	2.4	2.4	2.4	2.5	2.5	2.5	2.5
Avg. Stride Length [m]	5.7	6.4	6.7	6.8	7.0	6.9	6.8	6.7



- [] Ranking at each section and finish
- .-.- No data available at this section
- NA No data available



Horse/Jockey Name	Autumn Miss
Final Rank	4
Fastest Section Time (Section)	0:11.23 (600m)
Top Speed [km/h] (Section)	65.3 (600m)
Race State	Finished



Ipswich QLD Professional

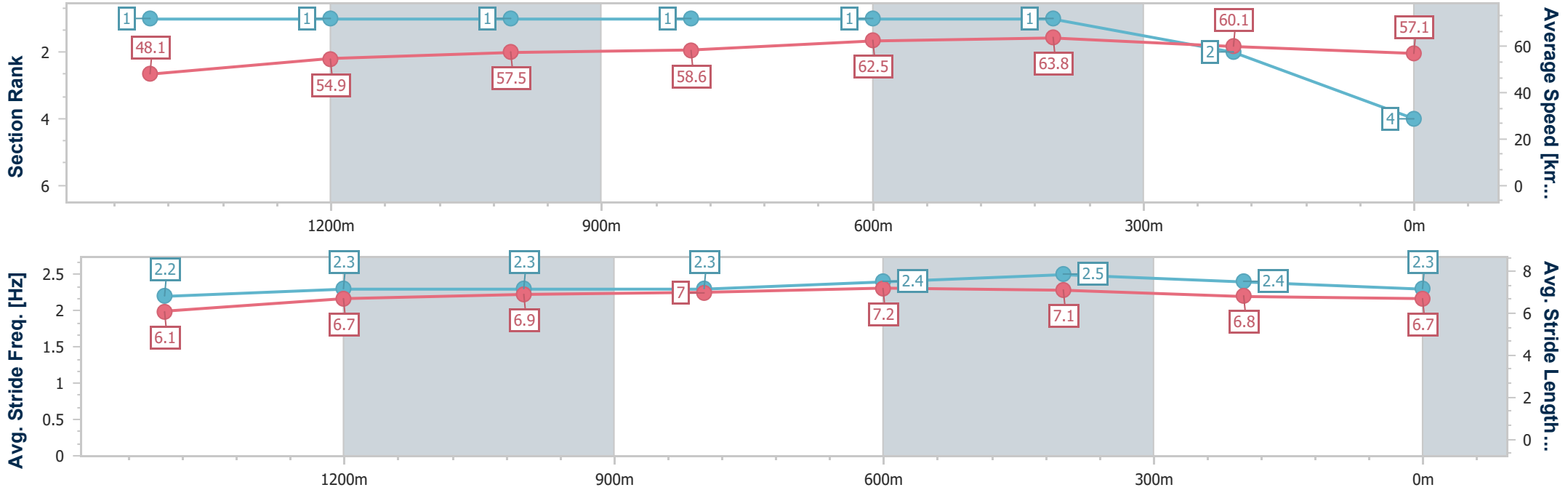
Race 3: SCHWEPPE'S BENCHMARK 70 Handicap - 1690m

12 February 2025 - 14:48



Track Rating: Soft 6, Weather: Overcast, Rail Position: +6.5m Entire

Section	Overall	1400m	1200m	1000m	800m	600m	400m	200m
Section Times	1:46.69 [4] (0:21.70)	1:24.99 [1] (0:13.02)	1:11.97 [1] (0:12.52)	0:59.45 [1] (0:12.25)	0:47.20 [1] (0:11.41)	0:35.79 [1] (0:11.23)	0:24.56 [1] (0:11.87)	0:12.69 [2] (0:12.69)
Average Speed [km/h]	48.1	54.9	57.5	58.6	62.5	63.8	60.1	57.1
Top Speed [km/h]	55.7	56.2	58.2	60.8	64.2	65.3	62.4	58.5
Avg. Dist. to Rail [m]	1.3	1.2	0.7	0.9	1.8	1.6	1.8	1.0
Avg. Stride Freq. [Hz]	2.2	2.3	2.3	2.3	2.4	2.5	2.4	2.3
Avg. Stride Length [m]	6.1	6.7	6.9	7.0	7.2	7.1	6.8	6.7



- [] Ranking at each section and finish
- .-.- No data available at this section
- NA No data available