

Ipswich QLD Professional

Race 4: INGLIS XTRA BONUS SERIES QTIS Three-Year-Old Maiden Plate - 1200m

12 February 2025 - 15:23

Track Rating: Soft 6, Weather: Overcast, Rail Position: +6.5m Entire

Section		Overall	1000m	800m	600m	400m	200m	Last 600m					
Field Times		1:10.94 (0:13.59)	0:57.35 (0:10.67)	0:46.68 (0:11.24)	0:35.44 (0:11.33)	0:24.11 (0:11.68)	0:12.43 (0:12.43)	0:35.44					
Rank	TAB Horse/Jockey	Barrier	Top Speed [km/h]	Fastest Section							Margin	Distance Travelled [m]	
1	6 ANNIE ONE READY James Orman	2	66.7 1000m	0:11.01 1000m	1:10.94 [1] (0:14.31)	0:56.63 [9] (0:11.01)	0:45.62 [8] (0:11.26)	0:34.36 [8] (0:11.52)	0:22.84 [6] (0:11.28)	0:11.56 [4] (0:11.56)	1:10.94	0:34.36	
2	17 CHAMPAGNE TOWER Angela Jones	10	68.5 1000m	0:10.91 1000m	1:11.21 [2] (0:13.96)	0:57.25 [4] (0:10.91)	0:46.34 [4] (0:11.43)	0:34.91 [5] (0:11.76)	0:23.15 [5] (0:11.54)	0:11.61 [5] (0:11.61)	1.57L	0:34.91	+2
3	1 INSAIN Kyle Wilson-Taylor	12	70.8 Overall	0:10.67 1000m	1:11.24 [3] (0:13.59)	0:57.65 [1] (0:10.67)	0:46.98 [1] (0:11.24)	0:35.74 [1] (0:11.33)	0:24.41 [1] (0:11.68)	0:12.73 [1] (0:12.73)	1.73L	0:35.74	-2
4	7 DAZZLING DIAMOND Cody Collis	1	67.8 1000m	0:10.93 1000m	1:11.32 [4] (0:14.11)	0:57.21 [6] (0:10.93)	0:46.28 [5] (0:11.19)	0:35.09 [4] (0:11.44)	0:23.65 [3] (0:11.59)	0:12.06 [3] (0:12.06)	2.24L	0:35.09	-6
5	15 BUSKER Vlad Duric	8	66.2 1000m	0:11.02 1000m	1:11.34 [5] (0:14.57)	0:56.77 [12] (0:11.02)	0:45.75 [11] (0:11.39)	0:34.36 [11] (0:11.51)	0:22.85 [11] (0:11.39)	0:11.46 [9] (0:11.46)	2.34L	0:34.36	+4
6	4 WARRIOR HEAD Andrew Mallyon	9	67.6 1000m	0:10.94 1000m	1:11.36 [6] (0:14.11)	0:57.25 [7] (0:10.94)	0:46.31 [6] (0:11.46)	0:34.85 [7] (0:11.80)	0:23.05 [9] (0:11.52)	0:11.53 [8] (0:11.53)	2.46L	0:34.85	+1
7	10 MACONDA Ryan Maloney	3	68.3 1000m	0:11.00 1000m	1:11.44 [7] (0:14.08)	0:57.36 [5] (0:11.00)	0:46.36 [7] (0:11.35)	0:35.01 [6] (0:11.73)	0:23.28 [7] (0:11.63)	0:11.65 [6] (0:11.65)	2.92L	0:35.01	+1
8	9 FLASH DRIVE Nikita Beriman	6	67.8 1000m	0:10.97 1000m	1:11.68 [8] (0:13.83)	0:57.85 [3] (0:10.97)	0:46.88 [3] (0:11.25)	0:35.63 [2] (0:11.34)	0:24.29 [2] (0:11.81)	0:12.48 [2] (0:12.48)	4.33L	0:35.63	-5
9	2 LINWAR Mark Du Plessis	5	66.7 1000m	0:10.97 1000m	1:11.71 [9] (0:14.54)	0:57.17 [11] (0:10.97)	0:46.20 [10] (0:11.31)	0:34.89 [10] (0:11.38)	0:23.51 [8] (0:11.63)	0:11.88 [7] (0:11.88)	4.49L	0:34.89	-4
10	13 EXPLOSIVE TYCOON Emily Lang	4	66.2 1000m	0:11.08 1000m	1:11.82 [10] (0:14.31)	0:57.51 [9] (0:11.08)	0:46.43 [9] (0:11.33)	0:35.10 [9] (0:11.71)	0:23.39 [10] (0:11.85)	0:11.54 [10] (0:11.54)	5.16L	0:35.10	-1

Scratched: Ten Good Reasons (#14), Divine Di (#8), Wynette (#12), Rugby (#3), Zarippa (#5), Moscow Circus (#19), Kobability (#18), Stylish Angel (#20)



Ipswich QLD Professional
Race 4: INGLIS XTRA BONUS SERIES QTIS Three-Year-Old Maiden Plate
- 1200m
12 February 2025 - 15:23



Track Rating: Soft 6, Weather: Overcast, Rail Position: +6.5m Entire

Section		Overall	1000m	800m	600m	400m	200m	Last 600m					
Field Times		1:10.94 (0:13.59)	0:57.35 (0:10.67)	0:46.68 (0:11.24)	0:35.44 (0:11.33)	0:24.11 (0:11.68)	0:12.43 (0:12.43)	0:35.44					
Rank	TAB Horse/Jockey	Barrier	Top Speed [km/h]	Fastest Section	Margin							Distance Travelled [m]	
11	16 VALLEY OF OWLS Jake Bayliss	7	68.3 Overall	0:11.08 1000m	1:14.35 [11] (0:13.68)	1:00.67 [2] (0:11.08)	0:49.59 [2] (0:11.45)	0:38.14 [3] (0:11.80)	0:26.34 [4] (0:12.35)	0:13.99 [11] (0:13.99)	20.05L	0:38.14	+0
12	11 NUESTRA Bailey Wheeler	11	69.4 Overall	0:11.46 1000m	1:23.28 [12] (0:14.31)	1:08.97 [8] (0:11.46)	0:57.51 [12] (0:11.96)	0:45.55 [12] (0:12.66)	0:32.89 [12] (0:13.87)	0:19.02 [12] (0:19.02)	72.54L	0:45.55	+0

Scratched: Ten Good Reasons (#14), Divine Di (#8), Wynette (#12), Rugby (#3), Zarippa (#5), Moscow Circus (#19), Kobability (#18), Stylish Angel (#20)

[] Ranking at each section and finish
 -:-:-:- No data available at this section
 NA No data available

SCN Saddle cloth number
 DNF Did not finish
 DNT Did not track



Horse/Jockey Name	Annie One Ready
Final Rank	1
Fastest Section Time (Section)	0:11.01 (1000m)
Top Speed [km/h] (Section)	66.7 (1000m)
Race State	Finished

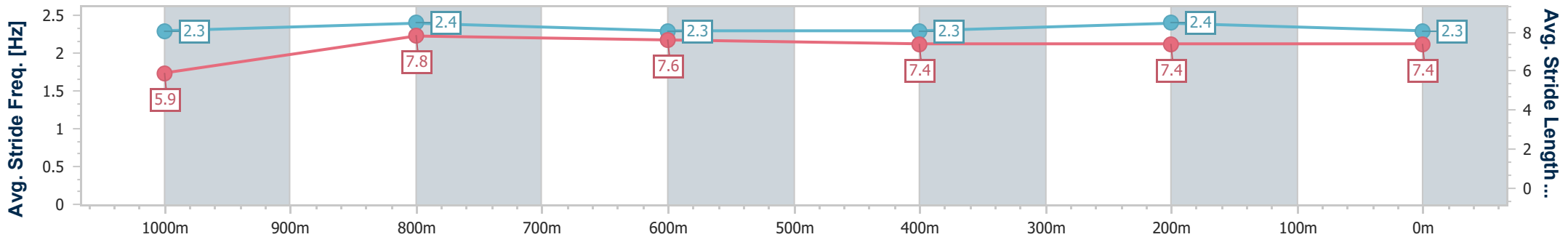
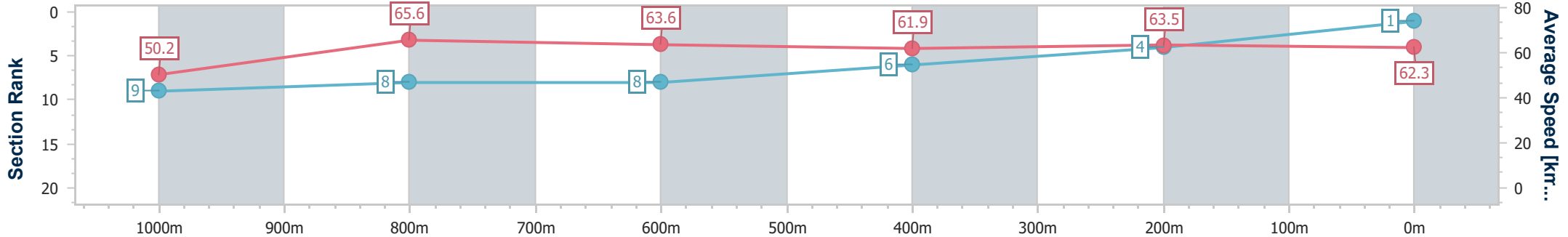


Ipswich QLD Professional
 Race 4: INGLIS XTRA BONUS SERIES QTIS Three-Year-Old
 Maiden Plate - 1200m
 12 February 2025 - 15:23



Track Rating: Soft 6, Weather: Overcast, Rail Position: +6.5m Entire

Section	Overall	1000m	800m	600m	400m	200m
Section Times	1:10.94 [1] (0:14.31)	0:56.63 [9] (0:11.01)	0:45.62 [8] (0:11.26)	0:34.36 [8] (0:11.52)	0:22.84 [6] (0:11.28)	0:11.56 [4] (0:11.56)
Average Speed [km/h]	50.2	65.6	63.6	61.9	63.5	62.3
Top Speed [km/h]	66.1	66.7	64.3	62.6	65.9	64.1
Avg. Dist. to Rail [m]	1.7	0.6	1.4	1.8	1.1	0.5
Avg. Stride Freq. [Hz]	2.3	2.4	2.3	2.3	2.4	2.3
Avg. Stride Length [m]	5.9	7.8	7.6	7.4	7.4	7.4



- [] Ranking at each section and finish
- .-.- No data available at this section
- NA No data available



Horse/Jockey Name	Champagne Tower
Final Rank	2
Fastest Section Time (Section)	0:10.91 (1000m)
Top Speed [km/h] (Section)	68.5 (1000m)
Race State	Finished

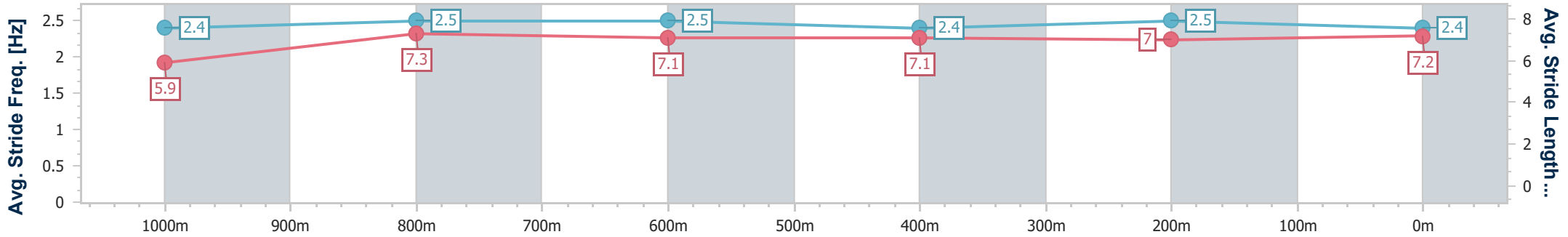
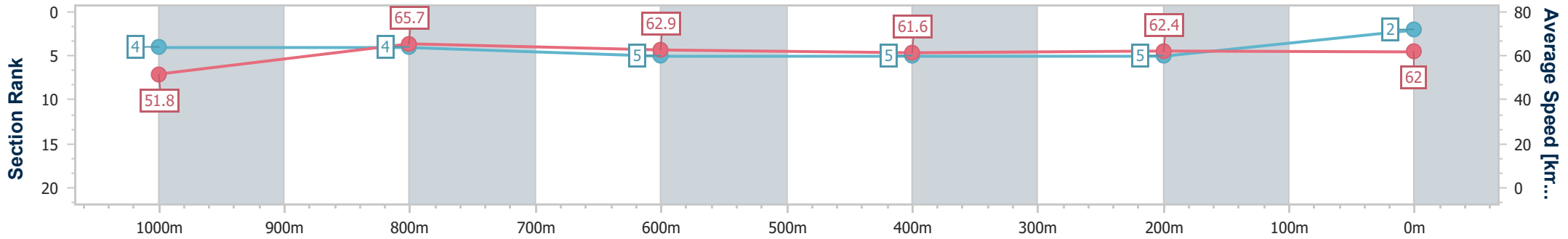


Ipswich QLD Professional
 Race 4: INGLIS XTRA BONUS SERIES QTIS Three-Year-Old
 Maiden Plate - 1200m
 12 February 2025 - 15:23



Track Rating: Soft 6, Weather: Overcast, Rail Position: +6.5m Entire

Section	Overall	1000m	800m	600m	400m	200m
Section Times	1:11.21 [2] (0:13.96)	0:57.25 [4] (0:10.91)	0:46.34 [4] (0:11.43)	0:34.91 [5] (0:11.76)	0:23.15 [5] (0:11.54)	0:11.61 [5] (0:11.61)
Average Speed [km/h]	51.8	65.7	62.9	61.6	62.4	62.0
Top Speed [km/h]	68.2	68.5	64.0	62.2	63.5	62.9
Avg. Dist. to Rail [m]	7.3	0.6	0.3	0.9	1.2	2.1
Avg. Stride Freq. [Hz]	2.4	2.5	2.5	2.4	2.5	2.4
Avg. Stride Length [m]	5.9	7.3	7.1	7.1	7.0	7.2



- [] Ranking at each section and finish
- .-.- No data available at this section
- NA No data available



Horse/Jockey Name	Insain
Final Rank	3
Fastest Section Time (Section)	0:10.67 (1000m)
Top Speed [km/h] (Section)	70.8 (Overall)
Race State	Finished

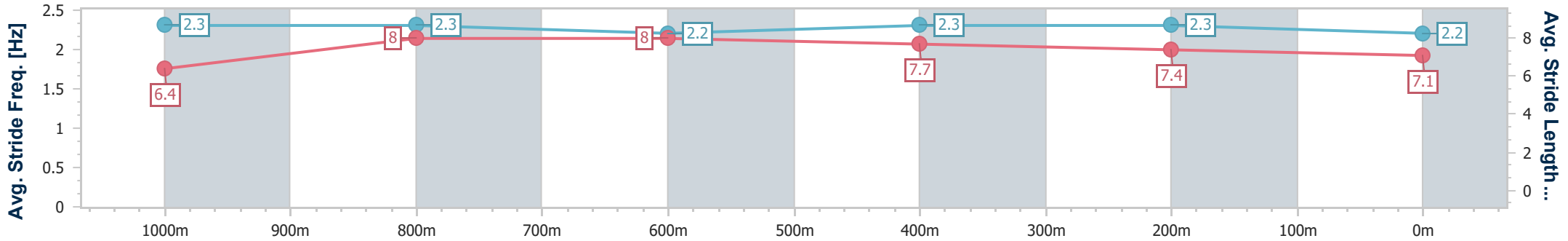
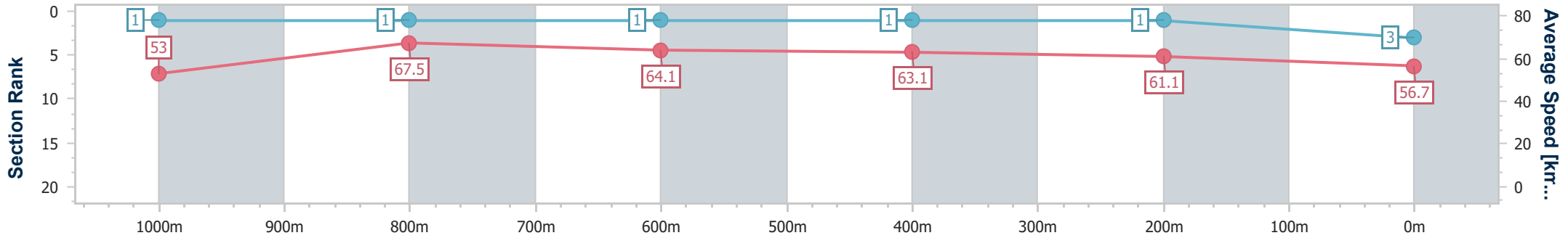


Ipswich QLD Professional
 Race 4: INGLIS XTRA BONUS SERIES QTIS Three-Year-Old
 Maiden Plate - 1200m
 12 February 2025 - 15:23



Track Rating: Soft 6, Weather: Overcast, Rail Position: +6.5m Entire

Section	Overall	1000m	800m	600m	400m	200m
Section Times	1:11.24 [3] (0:13.59)	0:57.65 [1] (0:10.67)	0:46.98 [1] (0:11.24)	0:35.74 [1] (0:11.33)	0:24.41 [1] (0:11.68)	0:12.73 [1] (0:12.73)
Average Speed [km/h]	53.0	67.5	64.1	63.1	61.1	56.7
Top Speed [km/h]	70.8	70.5	65.1	63.6	62.6	58.7
Avg. Dist. to Rail [m]	10.9	1.2	1.0	1.3	2.0	2.1
Avg. Stride Freq. [Hz]	2.3	2.3	2.2	2.3	2.3	2.2
Avg. Stride Length [m]	6.4	8.0	8.0	7.7	7.4	7.1



- [] Ranking at each section and finish
- .-.- No data available at this section
- NA No data available



Horse/Jockey Name	Dazzling Diamond
Final Rank	4
Fastest Section Time (Section)	0:10.93 (1000m)
Top Speed [km/h] (Section)	67.8 (1000m)
Race State	Finished

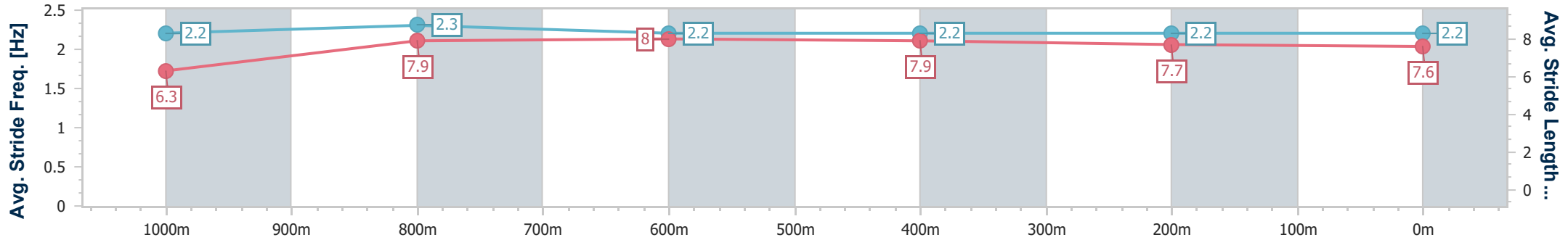
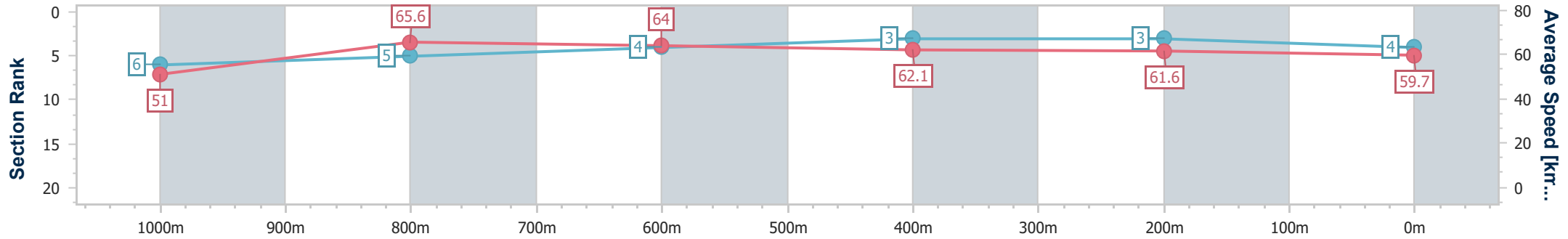


Ipswich QLD Professional
 Race 4: INGLIS XTRA BONUS SERIES QTIS Three-Year-Old
 Maiden Plate - 1200m
 12 February 2025 - 15:23



Track Rating: Soft 6, Weather: Overcast, Rail Position: +6.5m Entire

Section	Overall	1000m	800m	600m	400m	200m
Section Times	1:11.32 [4] (0:14.11)	0:57.21 [6] (0:10.93)	0:46.28 [5] (0:11.19)	0:35.09 [4] (0:11.44)	0:23.65 [3] (0:11.59)	0:12.06 [3] (0:12.06)
Average Speed [km/h]	51.0	65.6	64.0	62.1	61.6	59.7
Top Speed [km/h]	67.0	67.8	64.8	62.8	62.8	60.4
Avg. Dist. to Rail [m]	1.2	0.9	2.2	2.7	2.3	1.5
Avg. Stride Freq. [Hz]	2.2	2.3	2.2	2.2	2.2	2.2
Avg. Stride Length [m]	6.3	7.9	8.0	7.9	7.7	7.6



- [] Ranking at each section and finish
- .-.- No data available at this section
- NA No data available



Horse/Jockey Name	Busker
Final Rank	5
Fastest Section Time (Section)	0:11.02 (1000m)
Top Speed [km/h] (Section)	66.2 (1000m)
Race State	Finished

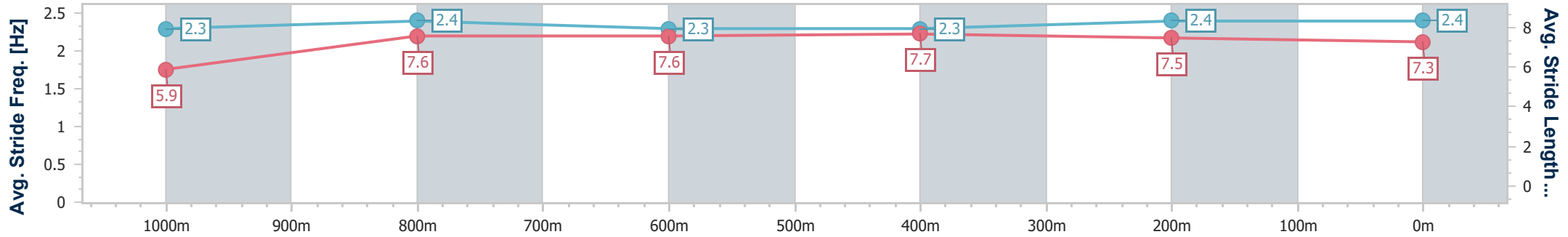
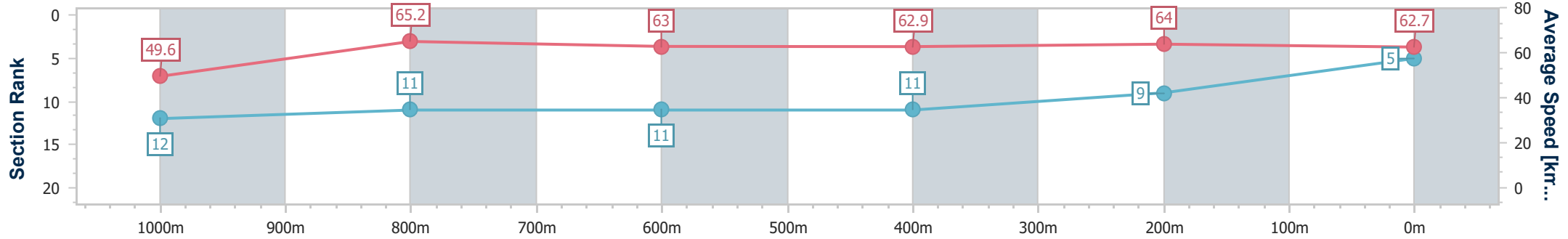


Ipswich QLD Professional
 Race 4: INGLIS XTRA BONUS SERIES QTIS Three-Year-Old
 Maiden Plate - 1200m
 12 February 2025 - 15:23



Track Rating: Soft 6, Weather: Overcast, Rail Position: +6.5m Entire

Section	Overall	1000m	800m	600m	400m	200m
Section Times	1:11.34 [5] (0:14.57)	0:56.77 [12] (0:11.02)	0:45.75 [11] (0:11.39)	0:34.36 [11] (0:11.51)	0:22.85 [11] (0:11.39)	0:11.46 [9] (0:11.46)
Average Speed [km/h]	49.6	65.2	63.0	62.9	64.0	62.7
Top Speed [km/h]	66.1	66.2	64.0	63.7	65.1	65.0
Avg. Dist. to Rail [m]	5.2	0.3	0.8	0.7	3.8	6.1
Avg. Stride Freq. [Hz]	2.3	2.4	2.3	2.3	2.4	2.4
Avg. Stride Length [m]	5.9	7.6	7.6	7.7	7.5	7.3



- [] Ranking at each section and finish
- .-.- No data available at this section
- NA No data available



Horse/Jockey Name	Warrior Head
Final Rank	6
Fastest Section Time (Section)	0:10.94 (1000m)
Top Speed [km/h] (Section)	67.6 (1000m)
Race State	Finished

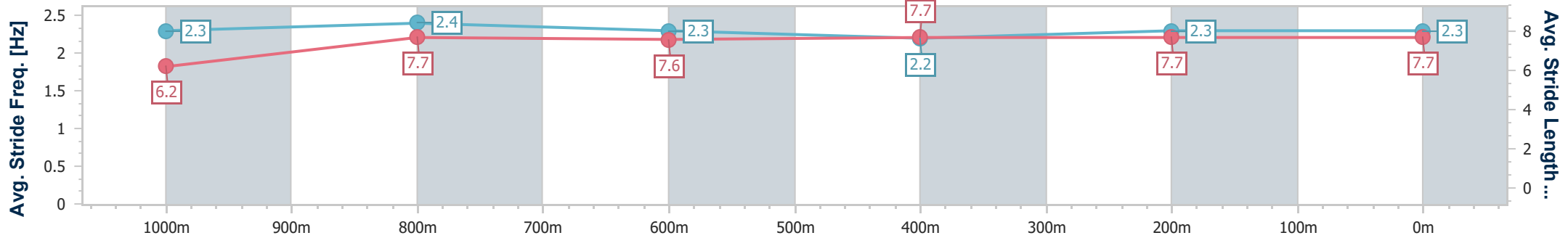
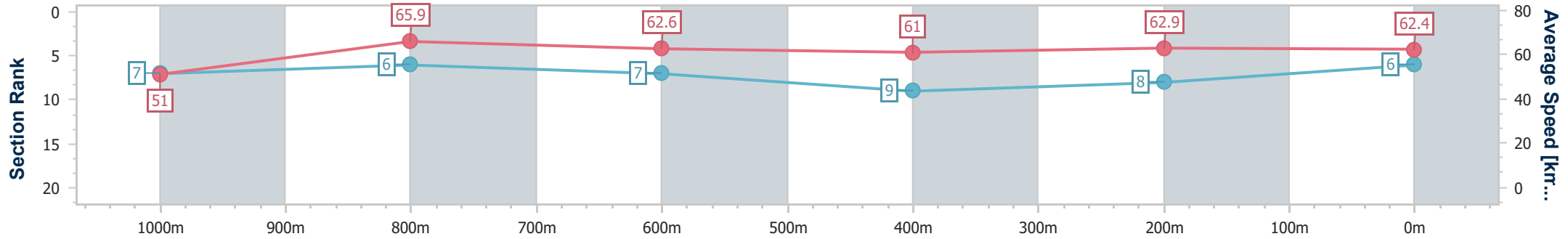


Ipswich QLD Professional
 Race 4: INGLIS XTRA BONUS SERIES QTIS Three-Year-Old
 Maiden Plate - 1200m
 12 February 2025 - 15:23



Track Rating: Soft 6, Weather: Overcast, Rail Position: +6.5m Entire

Section	Overall	1000m	800m	600m	400m	200m
Section Times	1:11.36 [6] (0:14.11)	0:57.25 [7] (0:10.94)	0:46.31 [6] (0:11.46)	0:34.85 [7] (0:11.80)	0:23.05 [9] (0:11.52)	0:11.53 [8] (0:11.53)
Average Speed [km/h]	51.0	65.9	62.6	61.0	62.9	62.4
Top Speed [km/h]	67.4	67.6	63.6	62.3	63.8	63.7
Avg. Dist. to Rail [m]	5.6	0.5	0.5	0.3	2.0	3.6
Avg. Stride Freq. [Hz]	2.3	2.4	2.3	2.2	2.3	2.3
Avg. Stride Length [m]	6.2	7.7	7.6	7.7	7.7	7.7



- [] Ranking at each section and finish
- .-.- No data available at this section
- NA No data available



Horse/Jockey Name	Maconda
Final Rank	7
Fastest Section Time (Section)	0:11.00 (1000m)
Top Speed [km/h] (Section)	68.3 (1000m)
Race State	Finished

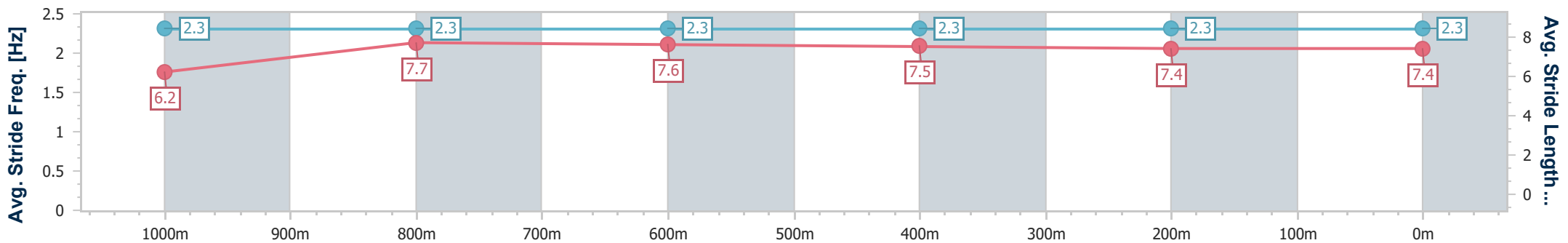
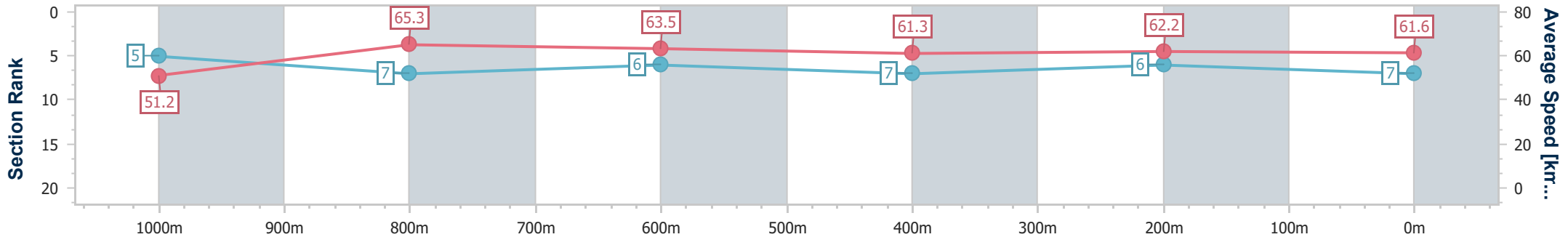


Ipswich QLD Professional
 Race 4: INGLIS XTRA BONUS SERIES QTIS Three-Year-Old
 Maiden Plate - 1200m
 12 February 2025 - 15:23



Track Rating: Soft 6, Weather: Overcast, Rail Position: +6.5m Entire

Section	Overall	1000m	800m	600m	400m	200m
Section Times	1:11.44 [7] (0:14.08)	0:57.36 [5] (0:11.00)	0:46.36 [7] (0:11.35)	0:35.01 [6] (0:11.73)	0:23.28 [7] (0:11.63)	0:11.65 [6] (0:11.65)
Average Speed [km/h]	51.2	65.3	63.5	61.3	62.2	61.6
Top Speed [km/h]	66.8	68.3	64.2	62.6	63.6	63.5
Avg. Dist. to Rail [m]	2.9	0.3	0.5	0.2	1.0	1.2
Avg. Stride Freq. [Hz]	2.3	2.3	2.3	2.3	2.3	2.3
Avg. Stride Length [m]	6.2	7.7	7.6	7.5	7.4	7.4



- [] Ranking at each section and finish
- .-.- No data available at this section
- NA No data available



Horse/Jockey Name	Flash Drive
Final Rank	8
Fastest Section Time (Section)	0:10.97 (1000m)
Top Speed [km/h] (Section)	67.8 (1000m)
Race State	Finished

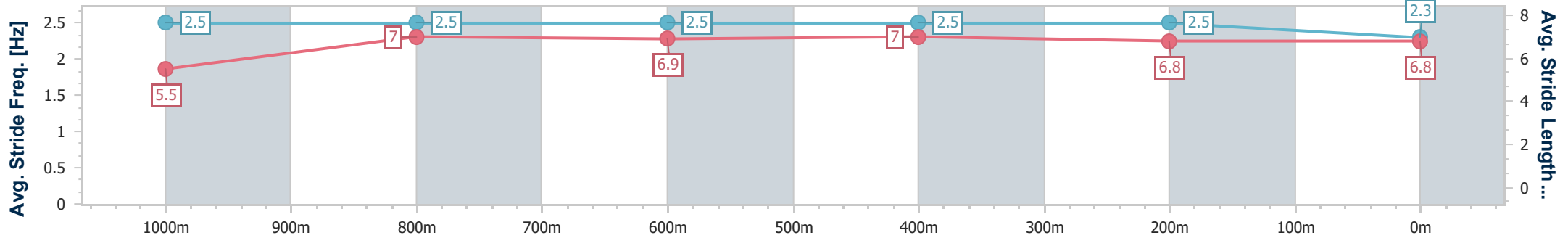
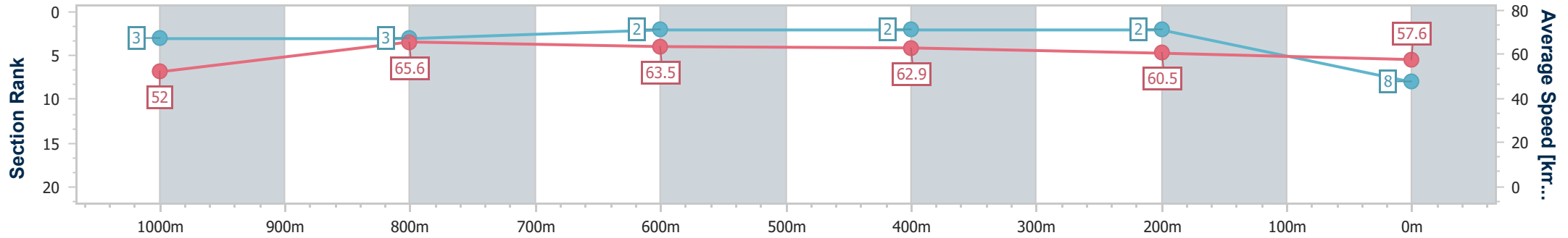


Ipswich QLD Professional
 Race 4: INGLIS XTRA BONUS SERIES QTIS Three-Year-Old
 Maiden Plate - 1200m
 12 February 2025 - 15:23



Track Rating: Soft 6, Weather: Overcast, Rail Position: +6.5m Entire

Section	Overall	1000m	800m	600m	400m	200m
Section Times	1:11.68 [8] (0:13.83)	0:57.85 [3] (0:10.97)	0:46.88 [3] (0:11.25)	0:35.63 [2] (0:11.34)	0:24.29 [2] (0:11.81)	0:12.48 [2] (0:12.48)
Average Speed [km/h]	52.0	65.6	63.5	62.9	60.5	57.6
Top Speed [km/h]	67.3	67.8	64.7	63.5	61.9	59.6
Avg. Dist. to Rail [m]	4.4	0.9	2.1	2.5	1.3	0.4
Avg. Stride Freq. [Hz]	2.5	2.5	2.5	2.5	2.5	2.3
Avg. Stride Length [m]	5.5	7.0	6.9	7.0	6.8	6.8



- [] Ranking at each section and finish
- .-.- No data available at this section
- NA No data available



Horse/Jockey Name	Linwar
Final Rank	9
Fastest Section Time (Section)	0:10.97 (1000m)
Top Speed [km/h] (Section)	66.7 (1000m)
Race State	Finished

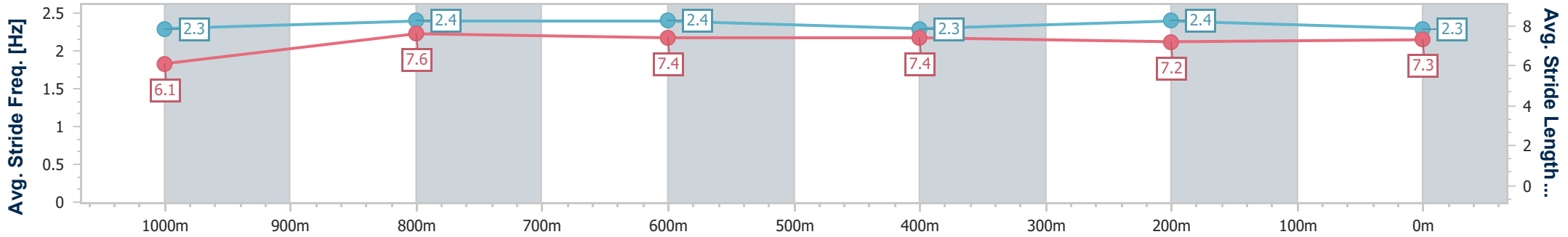
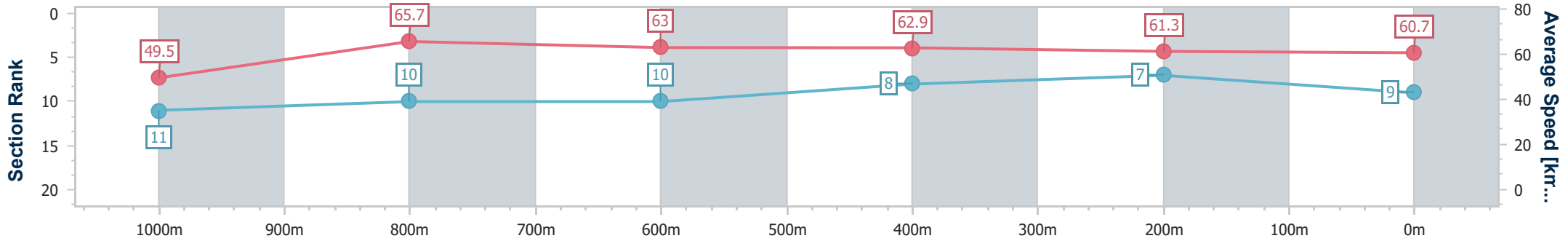


Ipswich QLD Professional
 Race 4: INGLIS XTRA BONUS SERIES QTIS Three-Year-Old
 Maiden Plate - 1200m
 12 February 2025 - 15:23



Track Rating: Soft 6, Weather: Overcast, Rail Position: +6.5m Entire

Section	Overall	1000m	800m	600m	400m	200m
Section Times	1:11.71 [9] (0:14.54)	0:57.17 [11] (0:10.97)	0:46.20 [10] (0:11.31)	0:34.89 [10] (0:11.38)	0:23.51 [8] (0:11.63)	0:11.88 [7] (0:11.88)
Average Speed [km/h]	49.5	65.7	63.0	62.9	61.3	60.7
Top Speed [km/h]	66.7	66.7	64.0	63.4	62.3	62.0
Avg. Dist. to Rail [m]	3.0	0.7	1.8	2.3	1.6	1.2
Avg. Stride Freq. [Hz]	2.3	2.4	2.4	2.3	2.4	2.3
Avg. Stride Length [m]	6.1	7.6	7.4	7.4	7.2	7.3



- [] Ranking at each section and finish
- .-.- No data available at this section
- NA No data available



Horse/Jockey Name	Explosive Tycoon
Final Rank	10
Fastest Section Time (Section)	0:11.08 (1000m)
Top Speed [km/h] (Section)	66.2 (1000m)
Race State	Finished

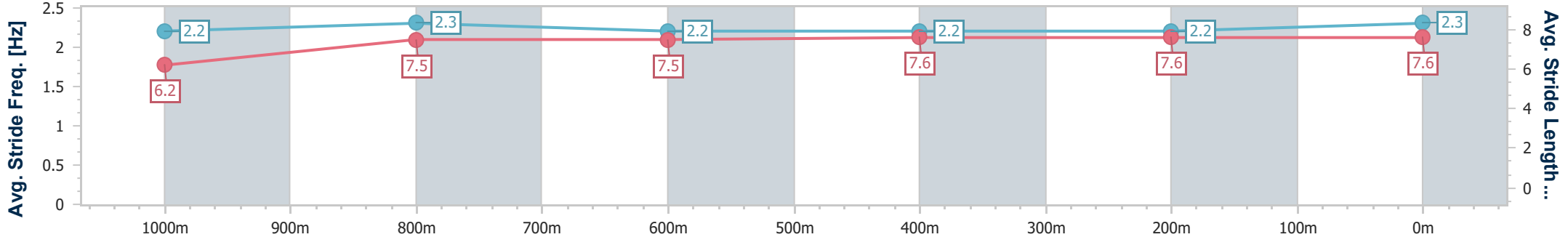
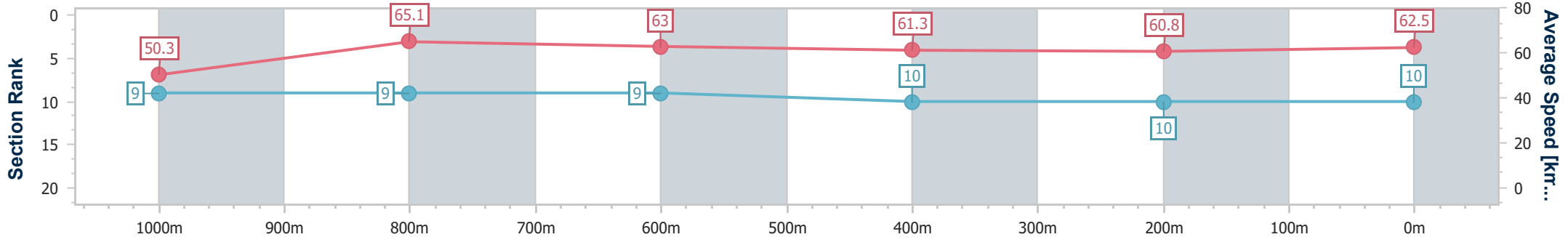


Ipswich QLD Professional
 Race 4: INGLIS XTRA BONUS SERIES QTIS Three-Year-Old
 Maiden Plate - 1200m
 12 February 2025 - 15:23



Track Rating: Soft 6, Weather: Overcast, Rail Position: +6.5m Entire

Section	Overall	1000m	800m	600m	400m	200m
Section Times	1:11.82 [10] (0:14.31)	0:57.51 [9] (0:11.08)	0:46.43 [9] (0:11.33)	0:35.10 [9] (0:11.71)	0:23.39 [10] (0:11.85)	0:11.54 [10] (0:11.54)
Average Speed [km/h]	50.3	65.1	63.0	61.3	60.8	62.5
Top Speed [km/h]	64.6	66.2	63.7	62.9	62.5	62.6
Avg. Dist. to Rail [m]	3.3	0.3	1.3	0.9	1.0	2.5
Avg. Stride Freq. [Hz]	2.2	2.3	2.2	2.2	2.2	2.3
Avg. Stride Length [m]	6.2	7.5	7.5	7.6	7.6	7.6



- [] Ranking at each section and finish
- .-.- No data available at this section
- NA No data available



Horse/Jockey Name	Valley Of Owls
Final Rank	11
Fastest Section Time (Section)	0:11.08 (1000m)
Top Speed [km/h] (Section)	68.3 (Overall)
Race State	Finished

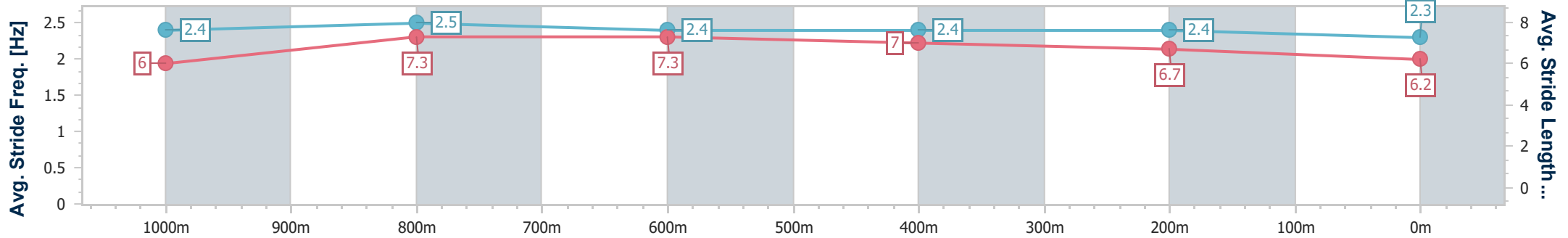
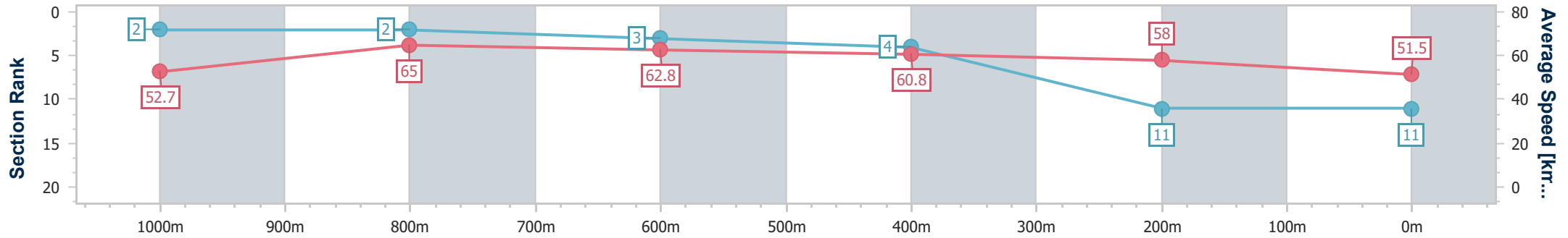


Ipswich QLD Professional
 Race 4: INGLIS XTRA BONUS SERIES QTIS Three-Year-Old
 Maiden Plate - 1200m
 12 February 2025 - 15:23



Track Rating: Soft 6, Weather: Overcast, Rail Position: +6.5m Entire

Section	Overall	1000m	800m	600m	400m	200m
Section Times	1:14.35 [11] (0:13.68)	1:00.67 [2] (0:11.08)	0:49.59 [2] (0:11.45)	0:38.14 [3] (0:11.80)	0:26.34 [4] (0:12.35)	0:13.99 [11] (0:13.99)
Average Speed [km/h]	52.7	65.0	62.8	60.8	58.0	51.5
Top Speed [km/h]	68.3	67.9	63.7	62.1	60.1	56.6
Avg. Dist. to Rail [m]	5.9	0.5	0.8	0.6	0.7	0.3
Avg. Stride Freq. [Hz]	2.4	2.5	2.4	2.4	2.4	2.3
Avg. Stride Length [m]	6.0	7.3	7.3	7.0	6.7	6.2



- [] Ranking at each section and finish
- .-.- No data available at this section
- NA No data available



Horse/Jockey Name	Nuestra
Final Rank	12
Fastest Section Time (Section)	0:11.46 (1000m)
Top Speed [km/h] (Section)	69.4 (Overall)
Race State	Finished

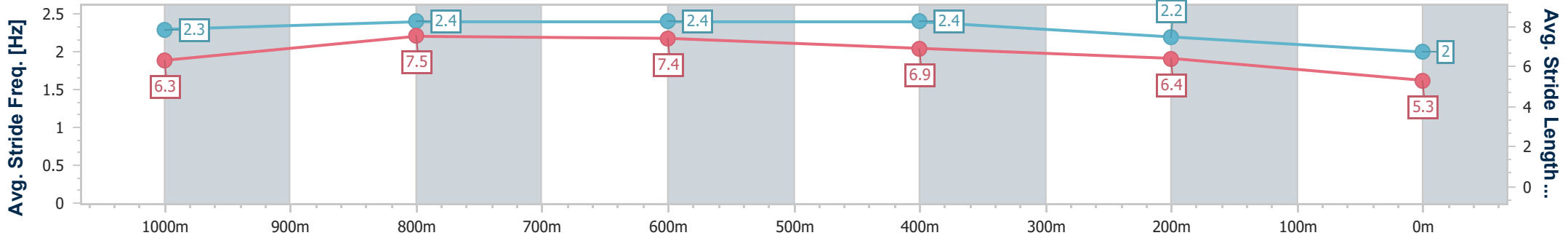
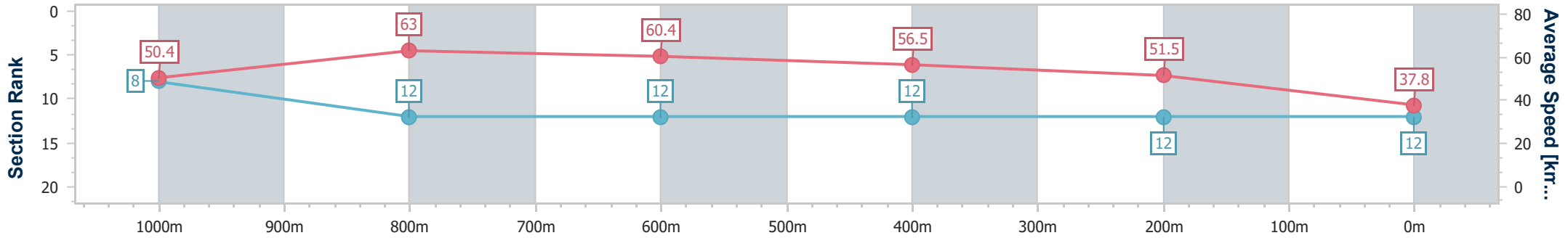


Ipswich QLD Professional
 Race 4: INGLIS XTRA BONUS SERIES QTIS Three-Year-Old
 Maiden Plate - 1200m
 12 February 2025 - 15:23



Track Rating: Soft 6, Weather: Overcast, Rail Position: +6.5m Entire

Section	Overall	1000m	800m	600m	400m	200m
Section Times	1:23.28 [12] (0:14.31)	1:08.97 [8] (0:11.46)	0:57.51 [12] (0:11.96)	0:45.55 [12] (0:12.66)	0:32.89 [12] (0:13.87)	0:19.02 [12] (0:19.02)
Average Speed [km/h]	50.4	63.0	60.4	56.5	51.5	37.8
Top Speed [km/h]	69.4	69.2	64.4	61.3	56.4	46.7
Avg. Dist. to Rail [m]	9.7	2.1	0.6	1.1	1.0	1.7
Avg. Stride Freq. [Hz]	2.3	2.4	2.4	2.4	2.2	2.0
Avg. Stride Length [m]	6.3	7.5	7.4	6.9	6.4	5.3



- [] Ranking at each section and finish
- .-.- No data available at this section
- NA No data available