

# Ipswich QLD Professional

## Race 6: TEMPUS TWO Class 5 Handicap - 1200m

12 February 2025 - 16:34

Track Rating: Soft 6, Weather: Overcast, Rail Position: +6.5m Entire

Section													Last 600m					
Field Times		Overall	1000m	800m	600m	400m	200m						0:35.34					
		1:10.82 (0:13.62)	0:57.20 (0:10.63)	0:46.57 (0:11.23)	0:35.34 (0:11.57)	0:23.77 (0:11.70)	0:12.07 (0:12.07)											
Rank	TAB	Horse/Jockey	Barrier	Top Speed [km/h]	Fastest Section												Margin	Distance Travelled [m]
1	7	<b>SURFERS ROYALE</b> Angela Jones	6	68.4 1000m	0:10.74 1000m	1:10.82 [1] (0:13.69)	0:57.13 [2] (0:10.74)	0:46.39 [2] (0:11.28)	0:35.11 [2] (0:11.56)	0:23.55 [2] (0:11.66)	0:11.89 [2] (0:11.89)	1:10.82	0:35.11					
2	4	<b>STANISLAUS</b> Emily Lang	4	69.7 1000m	0:10.63 1000m	1:10.93 [2] (0:13.62)	0:57.31 [1] (0:10.63)	0:46.68 [1] (0:11.23)	0:35.45 [1] (0:11.57)	0:23.88 [1] (0:11.70)	0:12.18 [1] (0:12.18)	0.66L	0:35.45	+0				
3	1	<b>ZELGARIA</b> Andrew Mallyon	11	66.8 1000m	0:10.91 1000m	1:11.09 [3] (0:14.56)	0:56.53 [11] (0:10.91)	0:45.62 [9] (0:10.98)	0:34.64 [7] (0:11.44)	0:23.20 [7] (0:11.34)	0:11.86 [6] (0:11.86)	1.56L	0:34.64	+7				
4	5	<b>BAD EDUCATION</b> Nikita Beriman	8	67.4 1000m	0:10.87 1000m	1:11.15 [4] (0:14.01)	0:57.14 [5] (0:10.87)	0:46.27 [5] (0:11.22)	0:35.05 [5] (0:11.60)	0:23.45 [5] (0:11.51)	0:11.94 [4] (0:11.94)	1.96L	0:35.05	+0				
5	3	<b>HANG FIVE</b> Boris Thornton	10	66.9 1000m	0:10.95 1000m	1:11.18 [5] (0:13.86)	0:57.32 [4] (0:10.95)	0:46.37 [4] (0:11.16)	0:35.21 [4] (0:11.63)	0:23.58 [4] (0:11.59)	0:11.99 [3] (0:11.99)	2.09L	0:35.21	+2				
6	2	<b>CACOFONIX</b> Kyle Wilson-Taylor	9	66.1 1000m	0:11.04 800m	1:11.29 [6] (0:14.55)	0:56.74 [10] (0:11.09)	0:45.65 [11] (0:11.04)	0:34.61 [11] (0:11.42)	0:23.19 [8] (0:11.50)	0:11.69 [8] (0:11.69)	2.79L	0:34.61	+6				
7	6	<b>AIR MARSHAL</b> Anthony Allen	3	66.2 1000m	0:11.03 1000m	1:11.34 [7] (0:14.43)	0:56.91 [8] (0:11.03)	0:45.88 [8] (0:11.12)	0:34.76 [9] (0:11.55)	0:23.21 [10] (0:11.53)	0:11.68 [9] (0:11.68)	3.03L	0:34.76	+3				
8	9	<b>DIACO</b> Madeleine Wishart	7	66.2 1000m	0:11.01 1000m	1:11.56 [8] (0:14.52)	0:57.04 [9] (0:11.01)	0:46.03 [10] (0:11.13)	0:34.90 [10] (0:11.52)	0:23.38 [11] (0:11.59)	0:11.79 [11] (0:11.79)	4.34L	0:34.90	+1				
9	10	<b>SPILL THE SECRET</b> Jake Bayliss	1	65.9 Overall	0:11.08 1000m	1:11.57 [9] (0:14.26)	0:57.31 [7] (0:11.08)	0:46.23 [7] (0:11.19)	0:35.04 [8] (0:11.58)	0:23.46 [9] (0:11.65)	0:11.81 [10] (0:11.81)	4.4L	0:35.04	+0				
10	8	<b>TARPS</b> Jade Hampson	2	68.5 1000m	0:10.73 1000m	1:11.61 [10] (0:13.79)	0:57.82 [3] (0:10.73)	0:47.09 [3] (0:11.25)	0:35.84 [3] (0:11.68)	0:24.16 [3] (0:11.76)	0:12.40 [5] (0:12.40)	4.63L	0:35.84	-2				



**Ipswich QLD Professional**  
**Race 6: TEMPUS TWO Class 5 Handicap - 1200m**  
 12 February 2025 - 16:34



Track Rating: Soft 6, Weather: Overcast, Rail Position: +6.5m Entire

Section	Overall	1000m	800m	600m	400m	200m	Last 600m
Field Times	1:10.82 (0:13.62)	0:57.20 (0:10.63)	0:46.57 (0:11.23)	0:35.34 (0:11.57)	0:23.77 (0:11.70)	0:12.07 (0:12.07)	0:35.34

Rank	TAB	Horse/Jockey	Barrier	Top Speed [km/h]	Fastest Section	Margin	Distance Travelled [m]
11	11	SADDLE BOY	5	67.4	0:10.89	8.4L	+4
		Justin Stanley		Overall	1000m		
					1:12.25 [11]		
					0:58.10 [6]		
					0:47.21 [6]		
					0:35.99 [6]		
					0:24.38 [6]		
					0:12.72 [7]		
					0:12.72 [7]		

[ ] Ranking at each section and finish  
 -:-:- No data available at this section  
 NA No data available

SCN Saddle cloth number  
 DNF Did not finish  
 DNT Did not track



Horse/Jockey Name	Surfers Royale
Final Rank	1
Fastest Section Time (Section)	0:10.74 (1000m)
Top Speed [km/h] (Section)	68.4 (1000m)
Race State	Finished



### Ipswich QLD Professional

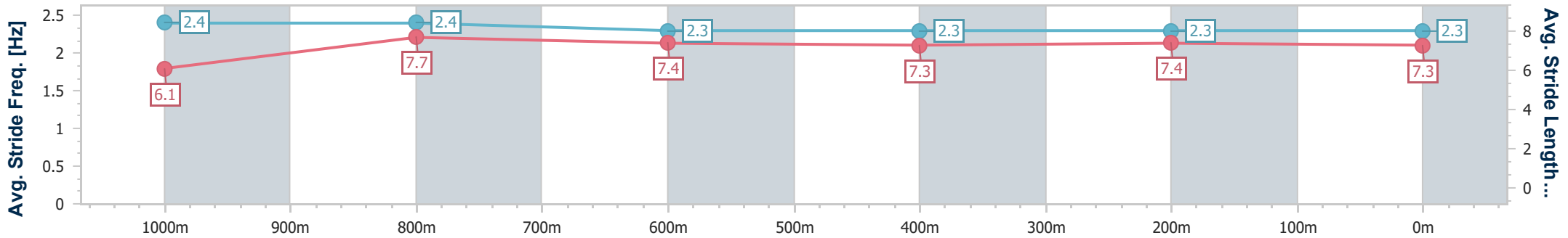
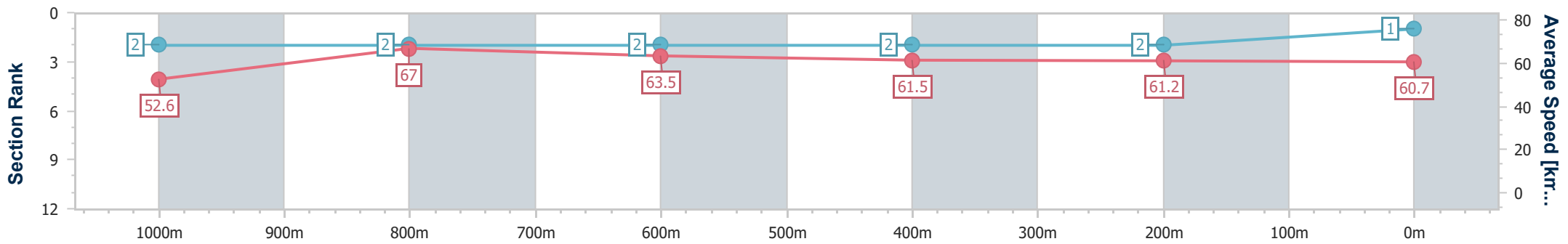
Race 6: TEMPUS TWO Class 5 Handicap - 1200m

12 February 2025 - 16:34



Track Rating: Soft 6, Weather: Overcast, Rail Position: +6.5m Entire

Section	Overall	1000m	800m	600m	400m	200m
Section Times	1:10.82 [1] (0:13.69)	0:57.13 [2] (0:10.74)	0:46.39 [2] (0:11.28)	0:35.11 [2] (0:11.56)	0:23.55 [2] (0:11.66)	0:11.89 [2] (0:11.89)
Average Speed [km/h]	52.6	67.0	63.5	61.5	61.2	60.7
Top Speed [km/h]	68.1	68.4	65.7	62.3	61.7	62.2
Avg. Dist. to Rail [m]	4.1	0.5	1.9	2.4	1.4	0.9
Avg. Stride Freq. [Hz]	2.4	2.4	2.3	2.3	2.3	2.3
Avg. Stride Length [m]	6.1	7.7	7.4	7.3	7.4	7.3



- [ ] Ranking at each section and finish
- .-.- No data available at this section
- NA No data available



Horse/Jockey Name	Stanislaus
Final Rank	2
Fastest Section Time (Section)	0:10.63 (1000m)
Top Speed [km/h] (Section)	69.7 (1000m)
Race State	Finished



### Ipswich QLD Professional

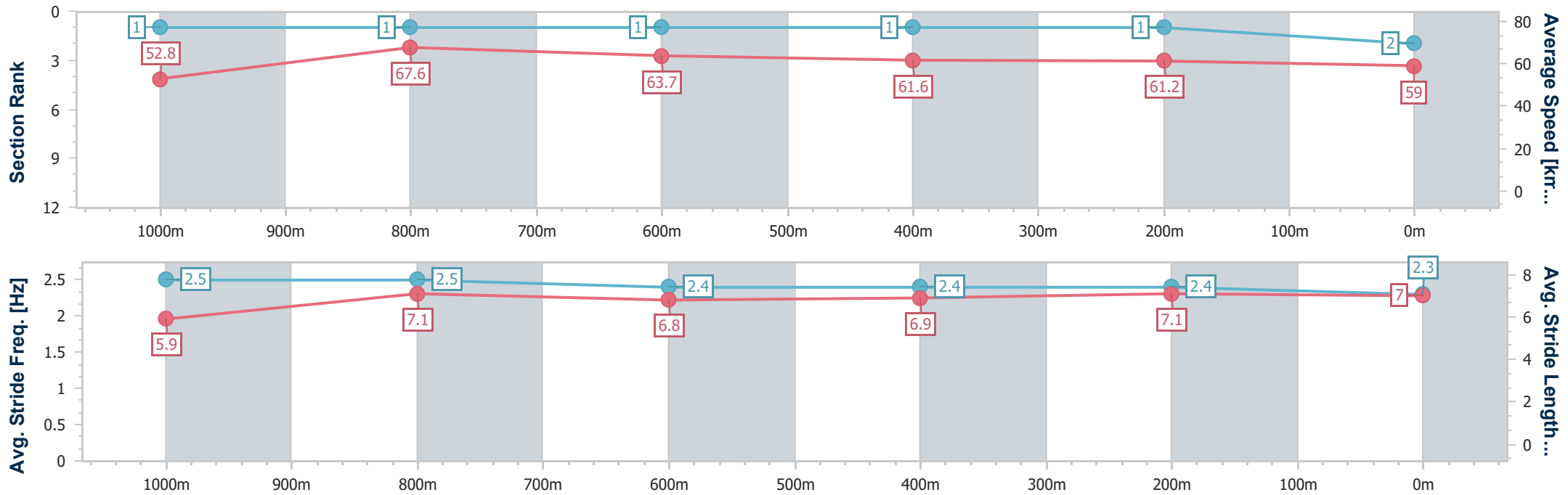
Race 6: TEMPUS TWO Class 5 Handicap - 1200m

12 February 2025 - 16:34



Track Rating: Soft 6, Weather: Overcast, Rail Position: +6.5m Entire

Section	Overall	1000m	800m	600m	400m	200m
Section Times	1:10.93 [2] (0:13.62)	0:57.31 [1] (0:10.63)	0:46.68 [1] (0:11.23)	0:35.45 [1] (0:11.57)	0:23.88 [1] (0:11.70)	0:12.18 [1] (0:12.18)
Average Speed [km/h]	52.8	67.6	63.7	61.6	61.2	59.0
Top Speed [km/h]	69.5	69.7	65.3	62.3	62.1	60.0
Avg. Dist. to Rail [m]	3.0	1.0	1.6	1.8	1.9	1.7
Avg. Stride Freq. [Hz]	2.5	2.5	2.4	2.4	2.4	2.3
Avg. Stride Length [m]	5.9	7.1	6.8	6.9	7.1	7.0



- [ ] Ranking at each section and finish
- .-.- No data available at this section
- NA No data available



Horse/Jockey Name	Zelgaria
Final Rank	3
Fastest Section Time (Section)	0:10.91 (1000m)
Top Speed [km/h] (Section)	66.8 (1000m)
Race State	Finished



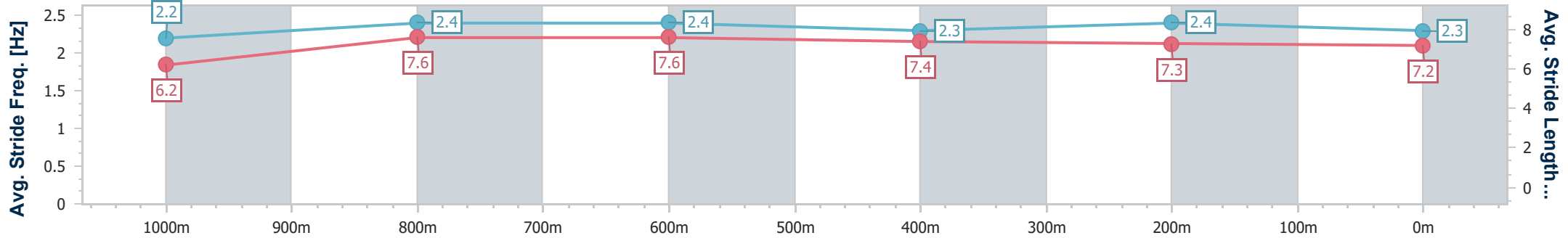
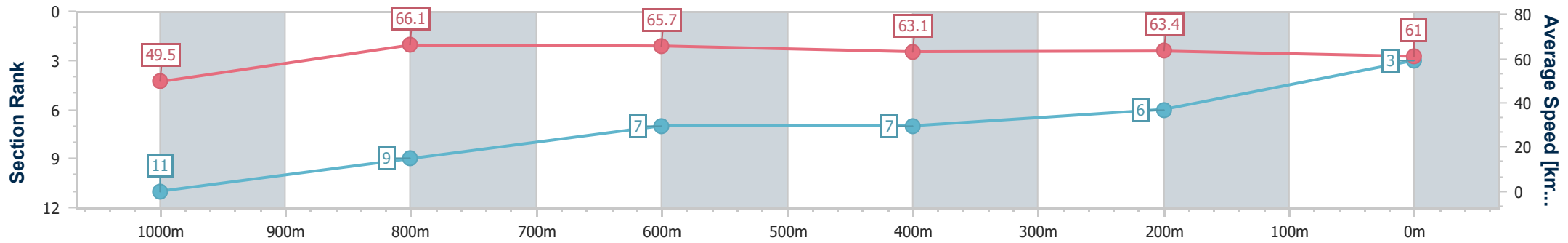
Ipswich QLD Professional  
Race 6: TEMPUS TWO Class 5 Handicap - 1200m



12 February 2025 - 16:34

Track Rating: Soft 6, Weather: Overcast, Rail Position: +6.5m Entire

Section	Overall	1000m	800m	600m	400m	200m
Section Times	1:11.09 [3] (0:14.56)	0:56.53 [11] (0:10.91)	0:45.62 [9] (0:10.98)	0:34.64 [7] (0:11.44)	0:23.20 [7] (0:11.34)	0:11.86 [6] (0:11.86)
Average Speed [km/h]	49.5	66.1	65.7	63.1	63.4	61.0
Top Speed [km/h]	64.7	66.8	66.5	64.0	64.6	62.5
Avg. Dist. to Rail [m]	8.2	1.6	0.3	0.5	1.6	4.1
Avg. Stride Freq. [Hz]	2.2	2.4	2.4	2.3	2.4	2.3
Avg. Stride Length [m]	6.2	7.6	7.6	7.4	7.3	7.2



- [ ] Ranking at each section and finish
- .-.- No data available at this section
- NA No data available



Horse/Jockey Name	Bad Education
Final Rank	4
Fastest Section Time (Section)	0:10.87 (1000m)
Top Speed [km/h] (Section)	67.4 (1000m)
Race State	Finished



### Ipswich QLD Professional

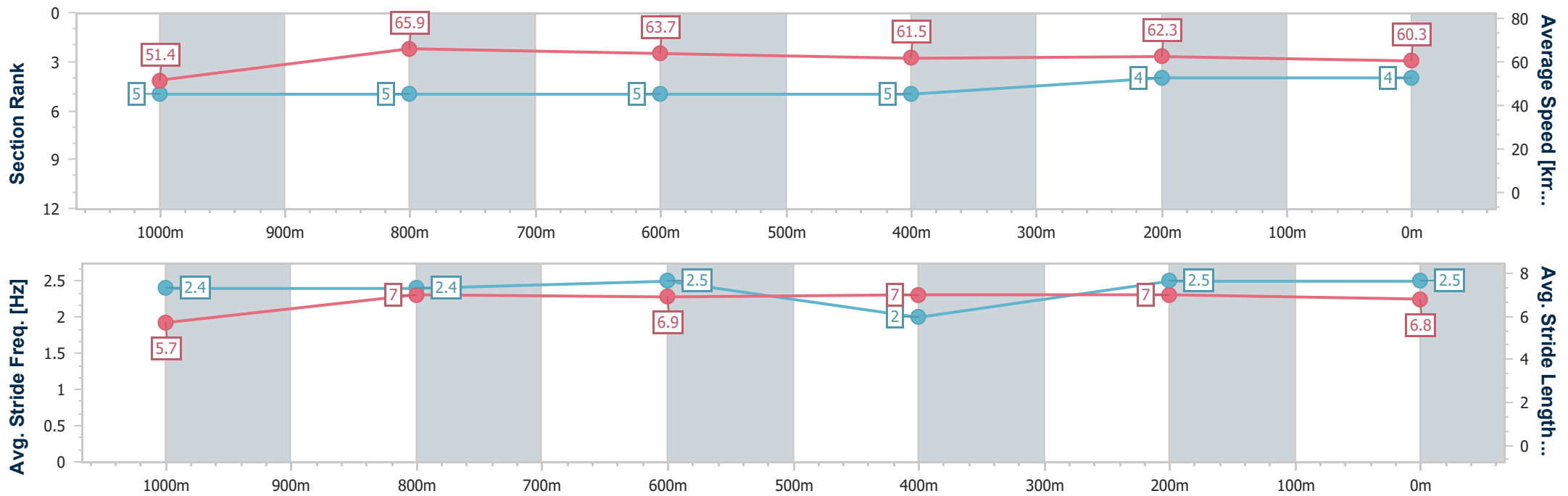
Race 6: TEMPUS TWO Class 5 Handicap - 1200m

12 February 2025 - 16:34



Track Rating: Soft 6, Weather: Overcast, Rail Position: +6.5m Entire

Section	Overall	1000m	800m	600m	400m	200m
Section Times	1:11.15 [4] (0:14.01)	0:57.14 [5] (0:10.87)	0:46.27 [5] (0:11.22)	0:35.05 [5] (0:11.60)	0:23.45 [5] (0:11.51)	0:11.94 [4] (0:11.94)
Average Speed [km/h]	51.4	65.9	63.7	61.5	62.3	60.3
Top Speed [km/h]	67.3	67.4	65.2	62.7	63.1	62.8
Avg. Dist. to Rail [m]	5.3	0.9	2.3	1.7	1.1	1.9
Avg. Stride Freq. [Hz]	2.4	2.4	2.5	2.0	2.5	2.5
Avg. Stride Length [m]	5.7	7.0	6.9	7.0	7.0	6.8



- [ ] Ranking at each section and finish
- .-.- No data available at this section
- NA No data available



Horse/Jockey Name	Hang Five
Final Rank	5
Fastest Section Time (Section)	0:10.95 (1000m)
Top Speed [km/h] (Section)	66.9 (1000m)
Race State	Finished



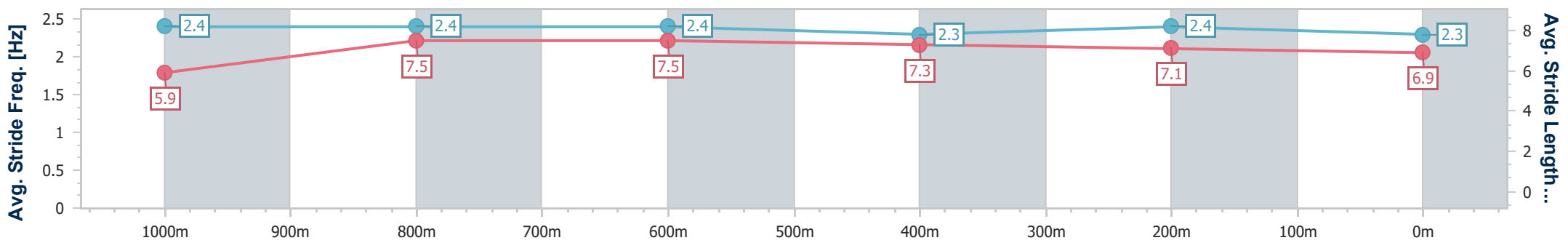
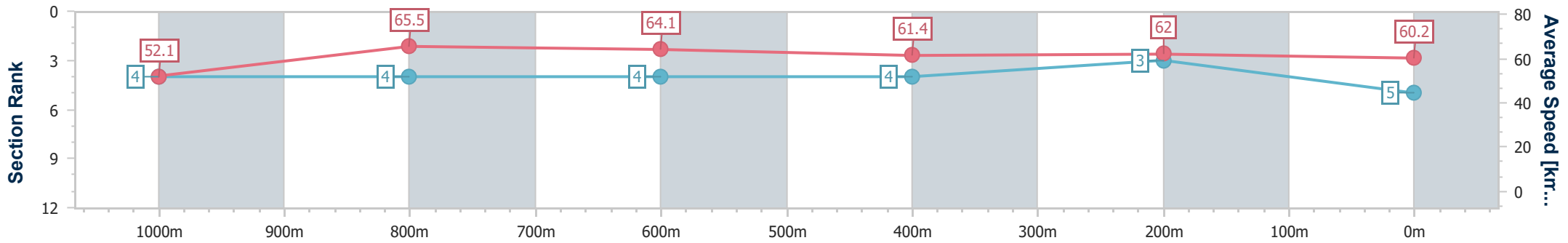
Ipswich QLD Professional  
Race 6: TEMPUS TWO Class 5 Handicap - 1200m



12 February 2025 - 16:34

Track Rating: Soft 6, Weather: Overcast, Rail Position: +6.5m Entire

Section	Overall	1000m	800m	600m	400m	200m
Section Times	1:11.18 [5] (0:13.86)	0:57.32 [4] (0:10.95)	0:46.37 [4] (0:11.16)	0:35.21 [4] (0:11.63)	0:23.58 [4] (0:11.59)	0:11.99 [3] (0:11.99)
Average Speed [km/h]	52.1	65.5	64.1	61.4	62.0	60.2
Top Speed [km/h]	66.9	66.9	65.3	62.6	62.3	62.2
Avg. Dist. to Rail [m]	7.4	0.9	2.5	1.8	1.1	3.6
Avg. Stride Freq. [Hz]	2.4	2.4	2.4	2.3	2.4	2.3
Avg. Stride Length [m]	5.9	7.5	7.5	7.3	7.1	6.9



- [ ] Ranking at each section and finish
- .-.- No data available at this section
- NA No data available



Horse/Jockey Name	Cacophonix
Final Rank	6
Fastest Section Time (Section)	0:11.04 (800m)
Top Speed [km/h] (Section)	66.1 (1000m)
Race State	Finished



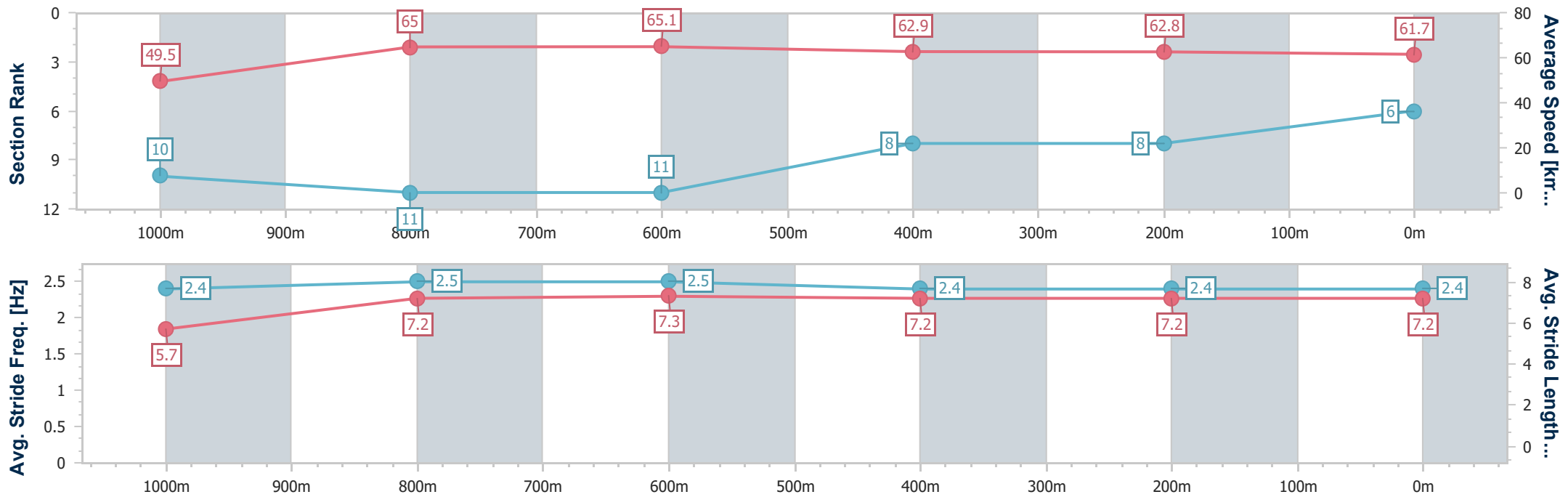
Ipswich QLD Professional  
Race 6: TEMPUS TWO Class 5 Handicap - 1200m



12 February 2025 - 16:34

Track Rating: Soft 6, Weather: Overcast, Rail Position: +6.5m Entire

Section	Overall	1000m	800m	600m	400m	200m
Section Times	1:11.29 [6] (0:14.55)	0:56.74 [10] (0:11.09)	0:45.65 [11] (0:11.04)	0:34.61 [11] (0:11.42)	0:23.19 [8] (0:11.50)	0:11.69 [8] (0:11.69)
Average Speed [km/h]	49.5	65.0	65.1	62.9	62.8	61.7
Top Speed [km/h]	63.5	66.1	66.0	64.6	63.3	62.8
Avg. Dist. to Rail [m]	6.1	0.6	0.6	0.3	1.8	5.1
Avg. Stride Freq. [Hz]	2.4	2.5	2.5	2.4	2.4	2.4
Avg. Stride Length [m]	5.7	7.2	7.3	7.2	7.2	7.2



- [ ] Ranking at each section and finish
- .-.- No data available at this section
- NA No data available





Horse/Jockey Name	Air Marshal
Final Rank	7
Fastest Section Time (Section)	0:11.03 (1000m)
Top Speed [km/h] (Section)	66.2 (1000m)
Race State	Finished



### Ipswich QLD Professional

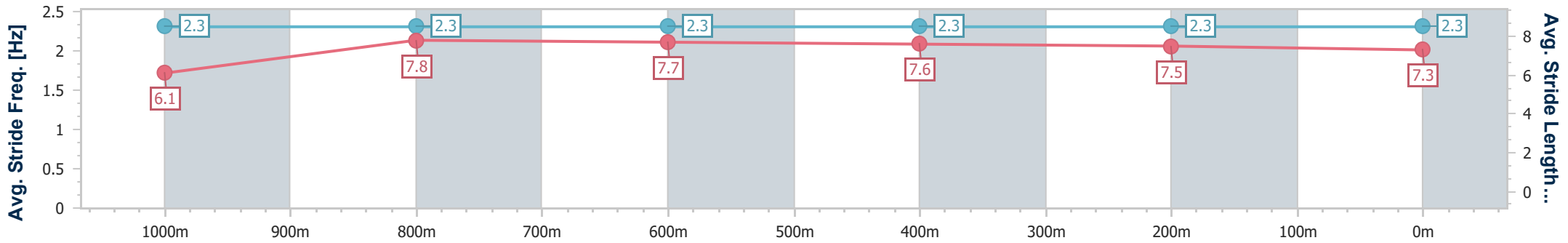
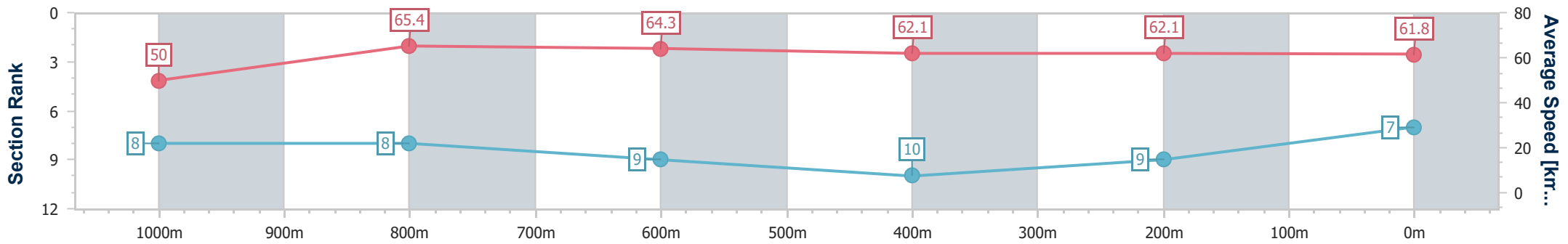
Race 6: TEMPUS TWO Class 5 Handicap - 1200m

12 February 2025 - 16:34



Track Rating: Soft 6, Weather: Overcast, Rail Position: +6.5m Entire

Section	Overall	1000m	800m	600m	400m	200m
Section Times	1:11.34 [7] (0:14.43)	0:56.91 [8] (0:11.03)	0:45.88 [8] (0:11.12)	0:34.76 [9] (0:11.55)	0:23.21 [10] (0:11.53)	0:11.68 [9] (0:11.68)
Average Speed [km/h]	50.0	65.4	64.3	62.1	62.1	61.8
Top Speed [km/h]	65.6	66.2	65.6	63.3	63.5	63.4
Avg. Dist. to Rail [m]	2.0	0.2	1.5	1.4	1.2	3.2
Avg. Stride Freq. [Hz]	2.3	2.3	2.3	2.3	2.3	2.3
Avg. Stride Length [m]	6.1	7.8	7.7	7.6	7.5	7.3



- [ ] Ranking at each section and finish
- .-.-.- No data available at this section
- NA No data available



Horse/Jockey Name	Diaco
Final Rank	8
Fastest Section Time (Section)	0:11.01 (1000m)
Top Speed [km/h] (Section)	66.2 (1000m)
Race State	Finished



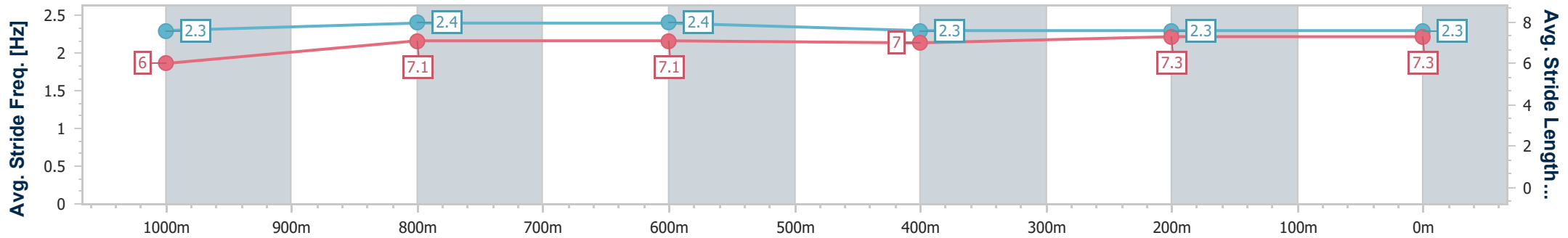
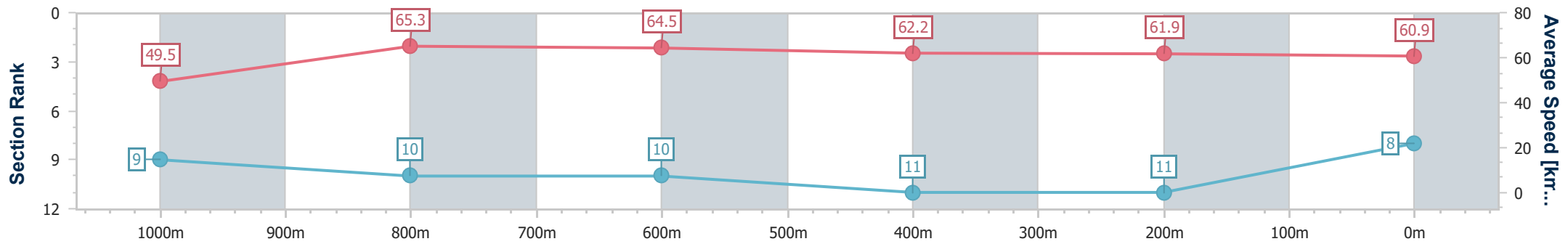
Ipswich QLD Professional  
Race 6: TEMPUS TWO Class 5 Handicap - 1200m



12 February 2025 - 16:34

Track Rating: Soft 6, Weather: Overcast, Rail Position: +6.5m Entire

Section	Overall	1000m	800m	600m	400m	200m
Section Times	1:11.56 [8] (0:14.52)	0:57.04 [9] (0:11.01)	0:46.03 [10] (0:11.13)	0:34.90 [10] (0:11.52)	0:23.38 [11] (0:11.59)	0:11.79 [11] (0:11.79)
Average Speed [km/h]	49.5	65.3	64.5	62.2	61.9	60.9
Top Speed [km/h]	63.8	66.2	65.8	63.2	62.5	62.5
Avg. Dist. to Rail [m]	4.4	0.5	1.2	1.5	1.1	1.3
Avg. Stride Freq. [Hz]	2.3	2.4	2.4	2.3	2.3	2.3
Avg. Stride Length [m]	6.0	7.1	7.1	7.0	7.3	7.3



- [ ] Ranking at each section and finish
- .-.- No data available at this section
- NA No data available



Horse/Jockey Name	Spill The Secret
Final Rank	9
Fastest Section Time (Section)	0:11.08 (1000m)
Top Speed [km/h] (Section)	65.9 (Overall)
Race State	Finished



### Ipswich QLD Professional

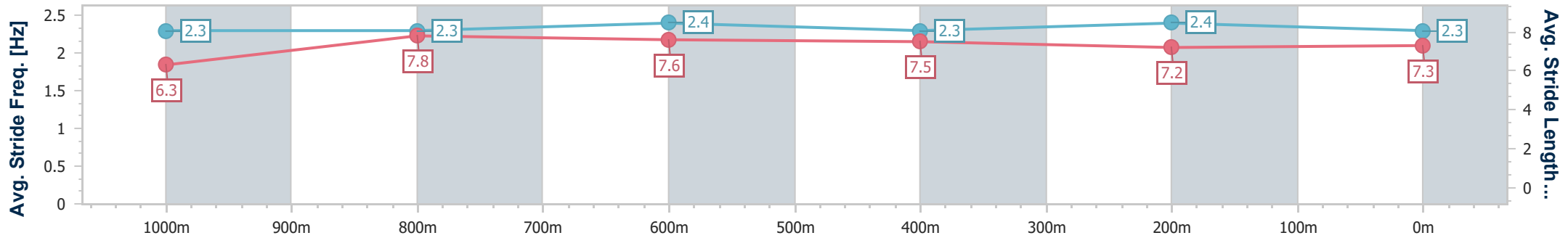
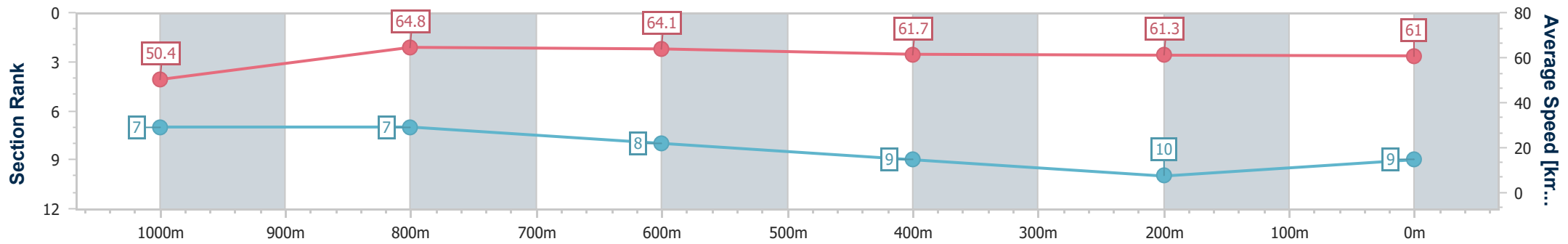
Race 6: TEMPUS TWO Class 5 Handicap - 1200m

12 February 2025 - 16:34



Track Rating: Soft 6, Weather: Overcast, Rail Position: +6.5m Entire

Section	Overall	1000m	800m	600m	400m	200m
Section Times	1:11.57 [9] (0:14.26)	0:57.31 [7] (0:11.08)	0:46.23 [7] (0:11.19)	0:35.04 [8] (0:11.58)	0:23.46 [9] (0:11.65)	0:11.81 [10] (0:11.81)
Average Speed [km/h]	50.4	64.8	64.1	61.7	61.3	61.0
Top Speed [km/h]	65.9	65.7	65.4	63.4	62.7	62.6
Avg. Dist. to Rail [m]	0.8	1.3	1.8	1.9	1.3	0.5
Avg. Stride Freq. [Hz]	2.3	2.3	2.4	2.3	2.4	2.3
Avg. Stride Length [m]	6.3	7.8	7.6	7.5	7.2	7.3



- [ ] Ranking at each section and finish
- .-.- No data available at this section
- NA No data available



Horse/Jockey Name	Tarps
Final Rank	10
Fastest Section Time (Section)	0:10.73 (1000m)
Top Speed [km/h] (Section)	68.5 (1000m)
Race State	Finished



### Ipswich QLD Professional

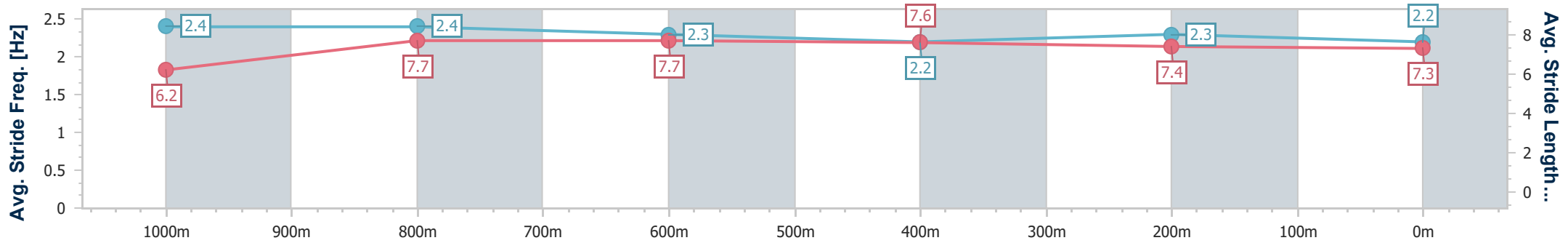
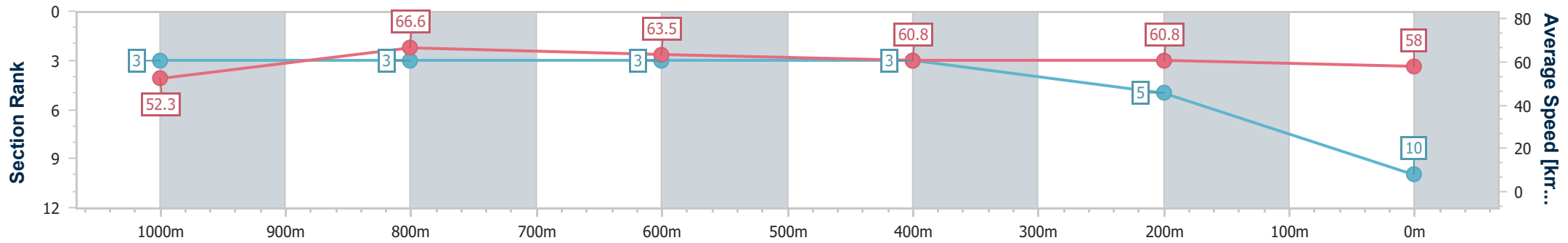
Race 6: TEMPUS TWO Class 5 Handicap - 1200m

12 February 2025 - 16:34



Track Rating: Soft 6, Weather: Overcast, Rail Position: +6.5m Entire

Section	Overall	1000m	800m	600m	400m	200m
Section Times	1:11.61 [10] (0:13.79)	0:57.82 [3] (0:10.73)	0:47.09 [3] (0:11.25)	0:35.84 [3] (0:11.68)	0:24.16 [3] (0:11.76)	0:12.40 [5] (0:12.40)
Average Speed [km/h]	52.3	66.6	63.5	60.8	60.8	58.0
Top Speed [km/h]	68.3	68.5	65.6	62.1	62.0	60.0
Avg. Dist. to Rail [m]	1.8	1.9	2.5	2.7	2.1	1.1
Avg. Stride Freq. [Hz]	2.4	2.4	2.3	2.2	2.3	2.2
Avg. Stride Length [m]	6.2	7.7	7.7	7.6	7.4	7.3



- [ ] Ranking at each section and finish
- .-.- No data available at this section
- NA No data available



Horse/Jockey Name	Saddle Boy
Final Rank	11
Fastest Section Time (Section)	0:10.89 (1000m)
Top Speed [km/h] (Section)	67.4 (Overall)
Race State	Finished



### Ipswich QLD Professional

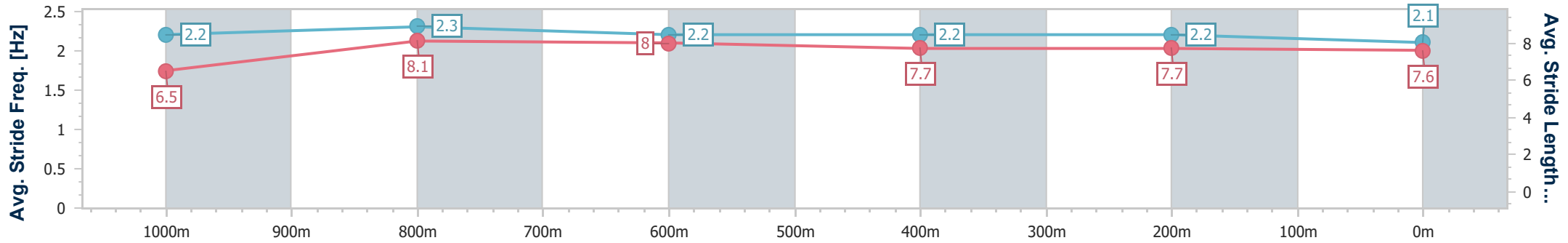
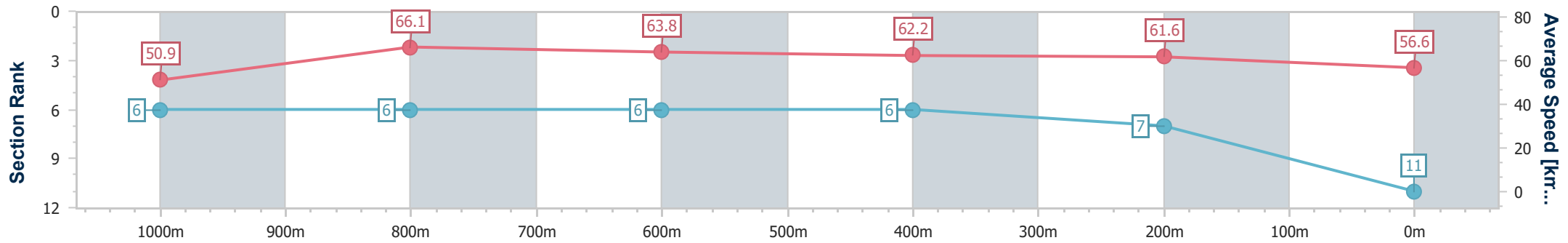
Race 6: TEMPUS TWO Class 5 Handicap - 1200m

12 February 2025 - 16:34



Track Rating: Soft 6, Weather: Overcast, Rail Position: +6.5m Entire

Section	Overall	1000m	800m	600m	400m	200m
Section Times	1:12.25 [11] (0:14.15)	0:58.10 [6] (0:10.89)	0:47.21 [6] (0:11.22)	0:35.99 [6] (0:11.61)	0:24.38 [6] (0:11.66)	0:12.72 [7] (0:12.72)
Average Speed [km/h]	50.9	66.1	63.8	62.2	61.6	56.6
Top Speed [km/h]	67.4	67.0	66.1	62.8	63.3	60.3
Avg. Dist. to Rail [m]	3.0	0.5	0.6	0.4	0.6	2.4
Avg. Stride Freq. [Hz]	2.2	2.3	2.2	2.2	2.2	2.1
Avg. Stride Length [m]	6.5	8.1	8.0	7.7	7.7	7.6



- [ ] Ranking at each section and finish
- .-.-.- No data available at this section
- NA No data available