



Townsville QLD Professional

Race 6: COWBOYS LEAGUES CLUB BENCHMARK 62 Handicap - 1200m

13 February 2025 - 16:38



Track Rating: Soft 5, Weather: Fine, Rail Position: +2m 1000m-W/Post; True Remainder

Section													Last 600m	
Field Times		Overall	1000m	800m	600m	400m	200m						0:34.33	
		1:10.49 (0:14.42)	0:56.07 (0:10.93)	0:45.14 (0:10.81)	0:34.33 (0:10.91)	0:23.42 (0:11.32)	0:12.10 (0:12.10)							
Rank	TAB	Horse/Jockey	Barrier	Top Speed [km/h]	Fastest Section							Margin	Distance Travelled [m]	
1	7	ILZOOMYA Nathan Thomas	8	68.4 600m	0:10.84 600m	1:10.49 [1] (0:14.74)	0:55.75 [4] (0:10.98)	0:44.77 [4] (0:10.86)	0:33.91 [4] (0:10.84)	0:23.07 [3] (0:11.24)	0:11.83 [3] (0:11.83)	1:10.49	0:33.91	
2	8	WIN AND TONIC Ashley Butler	1	67.1 600m	0:10.81 800m	1:10.53 [2] (0:14.42)	0:56.11 [1] (0:10.93)	0:45.18 [1] (0:10.81)	0:34.37 [1] (0:10.91)	0:23.46 [1] (0:11.38)	0:12.08 [2] (0:12.08)	0.24L	0:34.37	-10
3	1	DOLLSON Ryan Wiggins	4	67.5 600m	0:10.78 800m	1:10.64 [3] (0:14.50)	0:56.14 [2] (0:10.95)	0:45.19 [2] (0:10.78)	0:34.41 [2] (0:10.86)	0:23.55 [2] (0:11.30)	0:12.25 [1] (0:12.25)	0.87L	0:34.41	+1
4	5	AIDENABET Tahlia Fenlon	6	67.7 600m	0:10.77 800m	1:10.72 [4] (0:15.29)	0:55.43 [8] (0:11.05)	0:44.38 [8] (0:10.77)	0:33.61 [8] (0:10.89)	0:22.72 [8] (0:11.00)	0:11.72 [7] (0:11.72)	1.32L	0:33.61	+0
5	3	JOE'S GIGGLE Denicious Smith	9	67.5 600m	0:10.81 800m	1:10.79 [5] (0:14.97)	0:55.82 [7] (0:11.08)	0:44.74 [7] (0:10.81)	0:33.93 [7] (0:10.91)	0:23.02 [6] (0:11.20)	0:11.82 [6] (0:11.82)	1.76L	0:33.93	+0
6	9	SNITZAROO Graham Kliese	2	67.2 800m	0:10.87 800m	1:11.13 [6] (0:14.54)	0:56.59 [3] (0:11.13)	0:45.46 [3] (0:10.87)	0:34.59 [3] (0:10.97)	0:23.62 [4] (0:11.27)	0:12.35 [4] (0:12.35)	3.77L	0:34.59	-3
7	10	YELLOWSTONE BETH Justin Stanley	3	66.2 800m	0:10.87 800m	1:11.18 [7] (0:15.36)	0:55.82 [9] (0:11.25)	0:44.57 [10] (0:10.87)	0:33.70 [10] (0:10.88)	0:22.82 [10] (0:11.07)	0:11.75 [10] (0:11.75)	4.03L	0:33.70	-10
8	4	NO LOVE LOST Adam Sewell	7	66.8 800m	0:10.84 800m	1:11.21 [8] (0:14.88)	0:56.33 [5] (0:11.04)	0:45.29 [5] (0:10.84)	0:34.45 [5] (0:10.90)	0:23.55 [5] (0:11.29)	0:12.26 [5] (0:12.26)	4.22L	0:34.45	-4
9	2	BRING ME FLOWERS Brooke Johnson	10	67.7 800m	0:10.83 800m	1:11.35 [9] (0:14.89)	0:56.46 [6] (0:11.05)	0:45.41 [6] (0:10.83)	0:34.58 [6] (0:11.03)	0:23.55 [7] (0:11.26)	0:12.29 [8] (0:12.29)	5.02L	0:34.58	+4
10	6	MAJESTICS REQUEST Wanderson D'Avila	5	68.3 600m	0:10.81 800m	1:11.43 [10] (0:15.38)	0:56.05 [10] (0:11.10)	0:44.95 [9] (0:10.81)	0:34.14 [9] (0:10.82)	0:23.32 [9] (0:11.32)	0:12.00 [9] (0:12.00)	5.52L	0:34.14	+2

[] Ranking at each section and finish
 -:-:- No data available at this section
 NA No data available

SCN Saddle cloth number
 DNF Did not finish
 DNT Did not track



Horse/Jockey Name	Ilzoomya
Final Rank	1
Fastest Section Time (Section)	0:10.84 (600m)
Top Speed [km/h] (Section)	68.4 (600m)
Race State	Finished



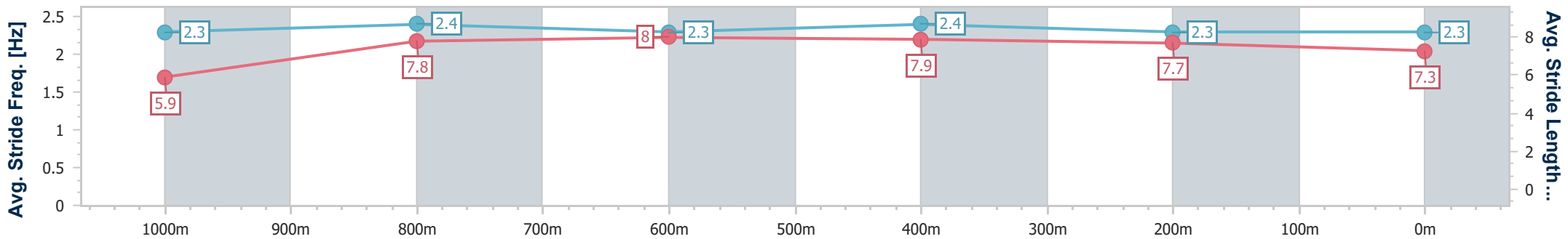
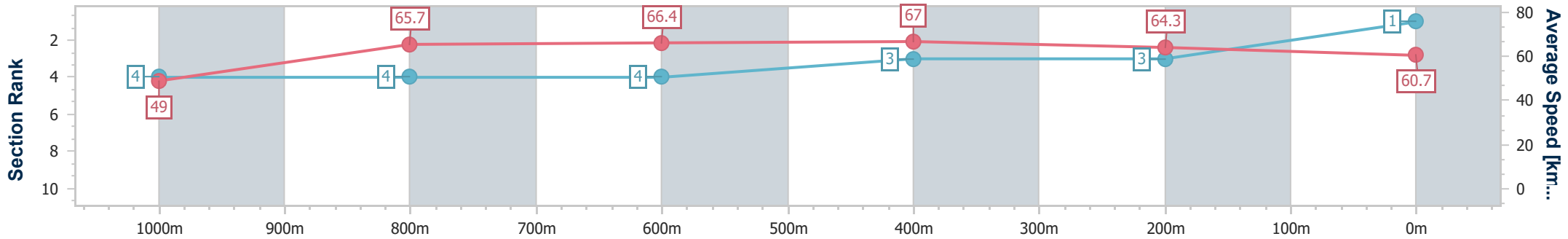
Townsville QLD Professional
Race 6: COWBOYS LEAGUES CLUB BENCHMARK 62
Handicap - 1200m

13 February 2025 - 16:38

Track Rating: Soft 5, Weather: Fine, Rail Position: +2m 1000m-
W/Post; True Remainder



Section	Overall	1000m	800m	600m	400m	200m
Section Times	1:10.49 [1] (0:14.74)	0:55.75 [4] (0:10.98)	0:44.77 [4] (0:10.86)	0:33.91 [4] (0:10.84)	0:23.07 [3] (0:11.24)	0:11.83 [3] (0:11.83)
Average Speed [km/h]	49.0	65.7	66.4	67.0	64.3	60.7
Top Speed [km/h]	64.7	66.5	67.1	68.4	65.8	62.7
Avg. Dist. to Rail [m]	6.7	0.8	0.5	1.3	2.5	3.6
Avg. Stride Freq. [Hz]	2.3	2.4	2.3	2.4	2.3	2.3
Avg. Stride Length [m]	5.9	7.8	8.0	7.9	7.7	7.3



- [] Ranking at each section and finish
- .-.- No data available at this section
- NA No data available



Horse/Jockey Name	Win And Tonic
Final Rank	2
Fastest Section Time (Section)	0:10.81 (800m)
Top Speed [km/h] (Section)	67.1 (600m)
Race State	Finished



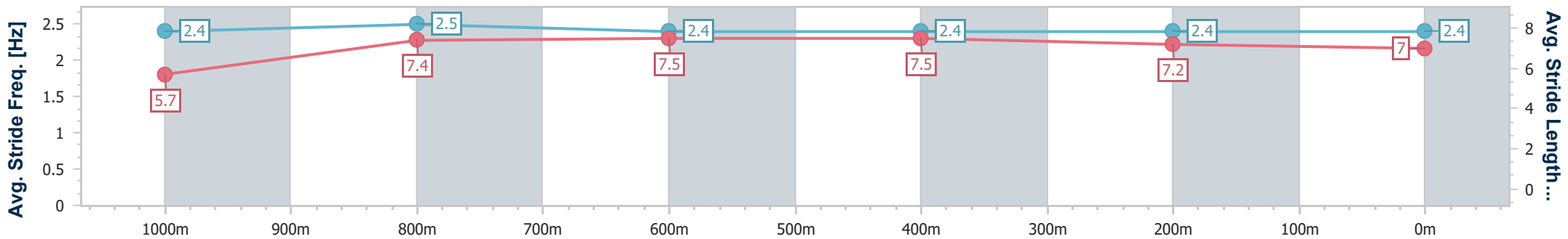
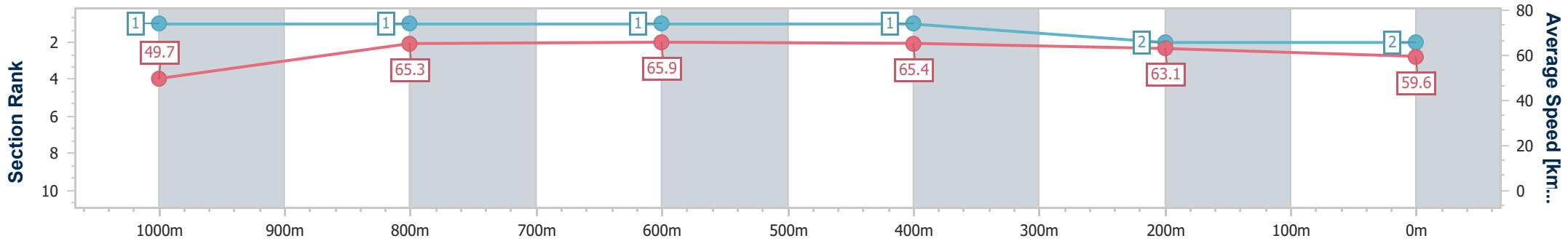
Townsville QLD Professional
Race 6: COWBOYS LEAGUES CLUB BENCHMARK 62
Handicap - 1200m

13 February 2025 - 16:38

Track Rating: Soft 5, Weather: Fine, Rail Position: +2m 1000m-
W/Post; True Remainder



Section	Overall	1000m	800m	600m	400m	200m
Section Times	1:10.53 [2] (0:14.42)	0:56.11 [1] (0:10.93)	0:45.18 [1] (0:10.81)	0:34.37 [1] (0:10.91)	0:23.46 [1] (0:11.38)	0:12.08 [2] (0:12.08)
Average Speed [km/h]	49.7	65.3	65.9	65.4	63.1	59.6
Top Speed [km/h]	65.6	65.8	66.6	67.1	63.8	62.5
Avg. Dist. to Rail [m]	2.7	1.8	1.8	1.9	2.0	0.8
Avg. Stride Freq. [Hz]	2.4	2.5	2.4	2.4	2.4	2.4
Avg. Stride Length [m]	5.7	7.4	7.5	7.5	7.2	7.0



- [] Ranking at each section and finish
- .-.- No data available at this section
- NA No data available



Horse/Jockey Name	Dollson
Final Rank	3
Fastest Section Time (Section)	0:10.78 (800m)
Top Speed [km/h] (Section)	67.5 (600m)
Race State	Finished



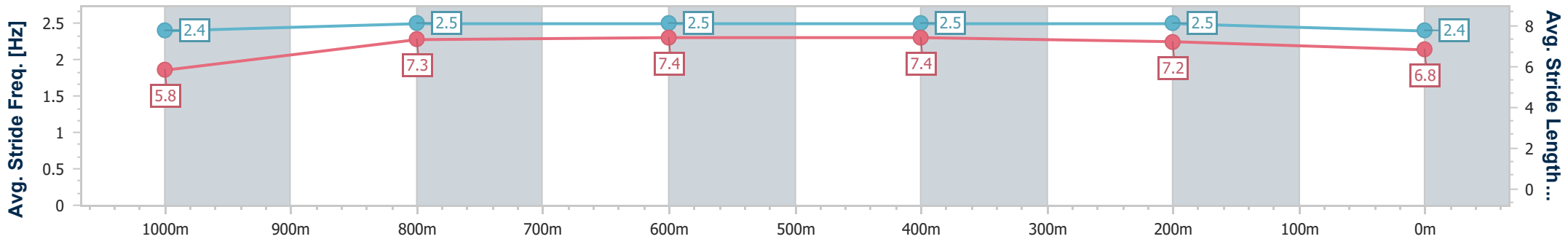
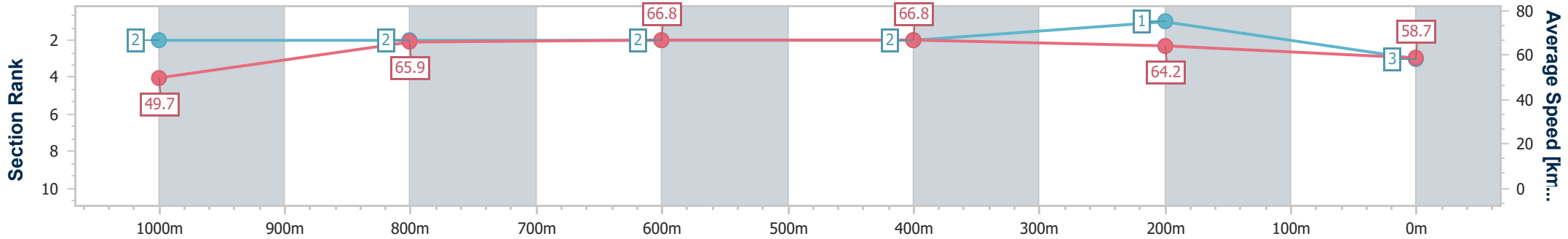
Townsville QLD Professional
Race 6: COWBOYS LEAGUES CLUB BENCHMARK 62
Handicap - 1200m

13 February 2025 - 16:38

Track Rating: Soft 5, Weather: Fine, Rail Position: +2m 1000m-
W/Post; True Remainder



Section	Overall	1000m	800m	600m	400m	200m								
Section Times	1:10.64 [3] (0:14.50)	0:56.14 [2] (0:10.95)	0:45.19 [2] (0:10.78)	0:34.41 [2] (0:10.86)	0:23.55 [2] (0:11.30)	0:12.25 [1] (0:12.25)								
Average Speed [km/h]	49.7	65.9	66.8	66.8	64.2	58.7								
Top Speed [km/h]	65.9	66.4	67.5	67.5	66.1	62.9								
Avg. Dist. to Rail [m]	4.3	0.7	0.3	1.8	3.9	3.5								
Avg. Stride Freq. [Hz]	2.4	2.5	2.5	2.5	2.5	2.4								
Avg. Stride Length [m]	5.8	7.3	7.4	7.4	7.2	6.8								



- [] Ranking at each section and finish
- .-.- No data available at this section
- NA No data available



Horse/Jockey Name	Aidenabet
Final Rank	4
Fastest Section Time (Section)	0:10.77 (800m)
Top Speed [km/h] (Section)	67.7 (600m)
Race State	Finished



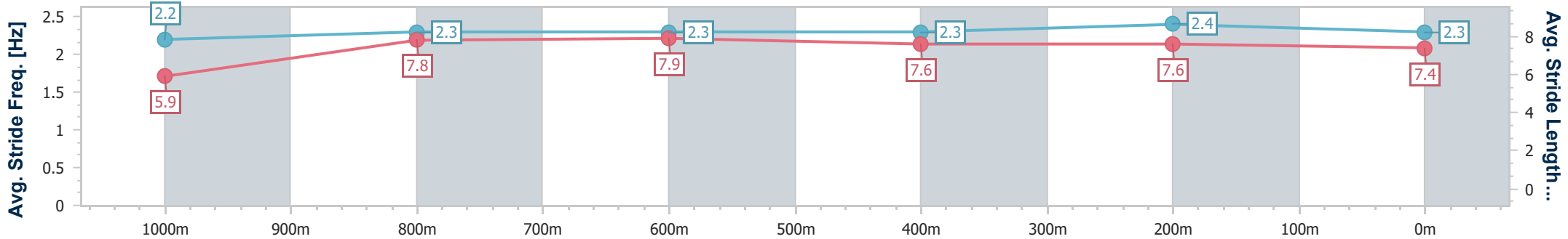
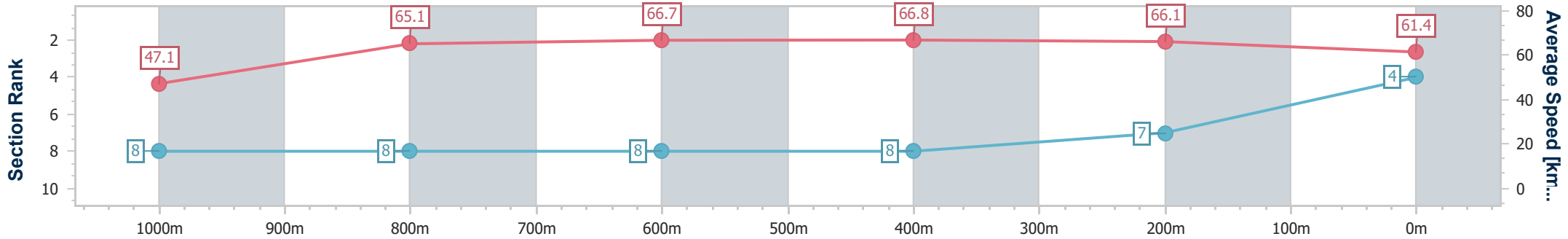
Townsville QLD Professional
Race 6: COWBOYS LEAGUES CLUB BENCHMARK 62
Handicap - 1200m

13 February 2025 - 16:38

Track Rating: Soft 5, Weather: Fine, Rail Position: +2m 1000m-
W/Post; True Remainder



Section	Overall	1000m	800m	600m	400m	200m								
Section Times	1:10.72 [4] (0:15.29)	0:55.43 [8] (0:11.05)	0:44.38 [8] (0:10.77)	0:33.61 [8] (0:10.89)	0:22.72 [8] (0:11.00)	0:11.72 [7] (0:11.72)								
Average Speed [km/h]	47.1	65.1	66.7	66.8	66.1	61.4								
Top Speed [km/h]	62.9	67.3	67.4	67.7	67.2	64.6								
Avg. Dist. to Rail [m]	5.0	0.6	0.3	2.1	6.2	6.8								
Avg. Stride Freq. [Hz]	2.2	2.3	2.3	2.3	2.4	2.3								
Avg. Stride Length [m]	5.9	7.8	7.9	7.6	7.6	7.4								



- [] Ranking at each section and finish
- .-.- No data available at this section
- NA No data available



Horse/Jockey Name	Joe's Giggle
Final Rank	5
Fastest Section Time (Section)	0:10.81 (800m)
Top Speed [km/h] (Section)	67.5 (600m)
Race State	Finished



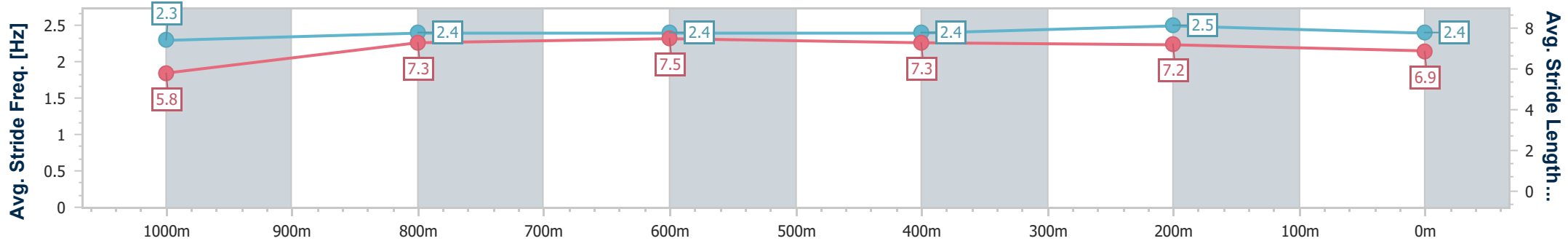
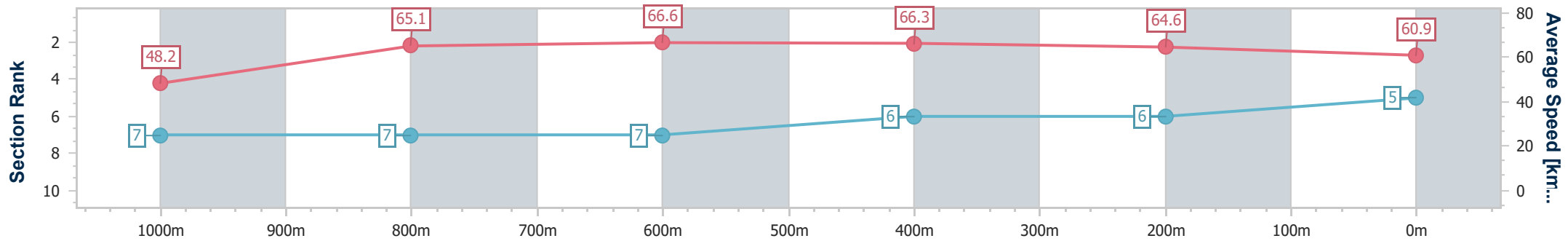
Townsville QLD Professional
Race 6: COWBOYS LEAGUES CLUB BENCHMARK 62
Handicap - 1200m

13 February 2025 - 16:38

Track Rating: Soft 5, Weather: Fine, Rail Position: +2m 1000m-
W/Post; True Remainder



Section	Overall	1000m	800m	600m	400m	200m								
Section Times	1:10.79 [5] (0:14.97)	0:55.82 [7] (0:11.08)	0:44.74 [7] (0:10.81)	0:33.93 [7] (0:10.91)	0:23.02 [6] (0:11.20)	0:11.82 [6] (0:11.82)								
Average Speed [km/h]	48.2	65.1	66.6	66.3	64.6	60.9								
Top Speed [km/h]	62.6	66.7	67.2	67.5	65.8	62.9								
Avg. Dist. to Rail [m]	6.4	1.0	0.5	0.7	3.8	4.7								
Avg. Stride Freq. [Hz]	2.3	2.4	2.4	2.4	2.5	2.4								
Avg. Stride Length [m]	5.8	7.3	7.5	7.3	7.2	6.9								



- [] Ranking at each section and finish
- .-.- No data available at this section
- NA No data available



Horse/Jockey Name	Snitzaroo
Final Rank	6
Fastest Section Time (Section)	0:10.87 (800m)
Top Speed [km/h] (Section)	67.2 (800m)
Race State	Finished



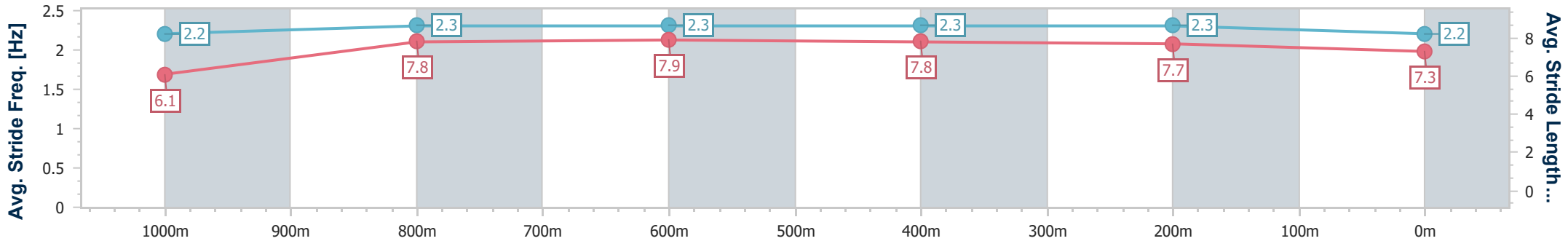
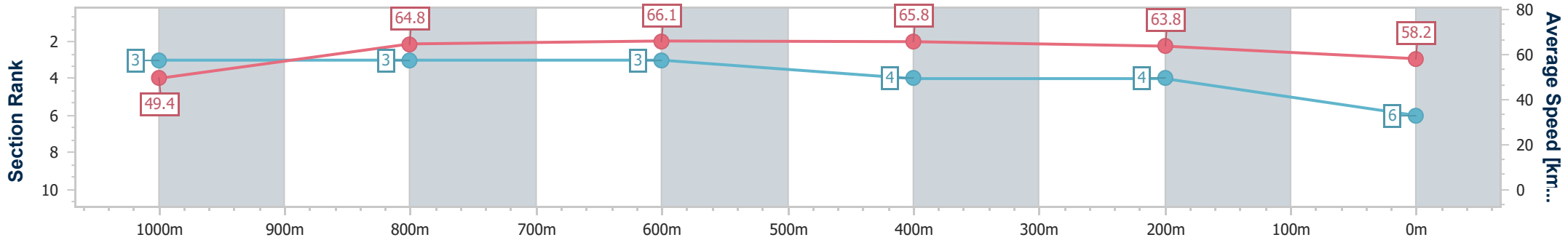
Townsville QLD Professional
Race 6: COWBOYS LEAGUES CLUB BENCHMARK 62
Handicap - 1200m

13 February 2025 - 16:38

Track Rating: Soft 5, Weather: Fine, Rail Position: +2m 1000m-
W/Post; True Remainder



Section	Overall	1000m	800m	600m	400m	200m
Section Times	1:11.13 [6] (0:14.54)	0:56.59 [3] (0:11.13)	0:45.46 [3] (0:10.87)	0:34.59 [3] (0:10.97)	0:23.62 [4] (0:11.27)	0:12.35 [4] (0:12.35)
Average Speed [km/h]	49.4	64.8	66.1	65.8	63.8	58.2
Top Speed [km/h]	63.9	67.1	67.2	66.5	65.9	61.2
Avg. Dist. to Rail [m]	3.4	0.7	0.3	0.2	0.7	1.8
Avg. Stride Freq. [Hz]	2.2	2.3	2.3	2.3	2.3	2.2
Avg. Stride Length [m]	6.1	7.8	7.9	7.8	7.7	7.3



- [] Ranking at each section and finish
- .-.- No data available at this section
- NA No data available



Horse/Jockey Name	Yellowstone Beth
Final Rank	7
Fastest Section Time (Section)	0:10.87 (800m)
Top Speed [km/h] (Section)	66.2 (800m)
Race State	Finished



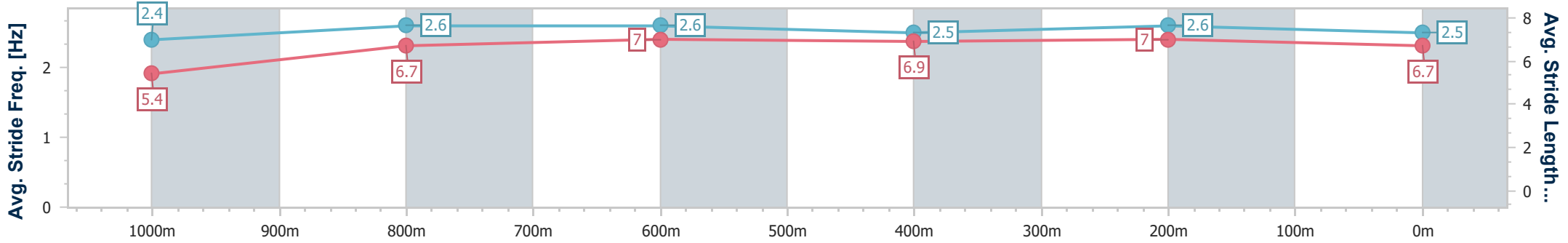
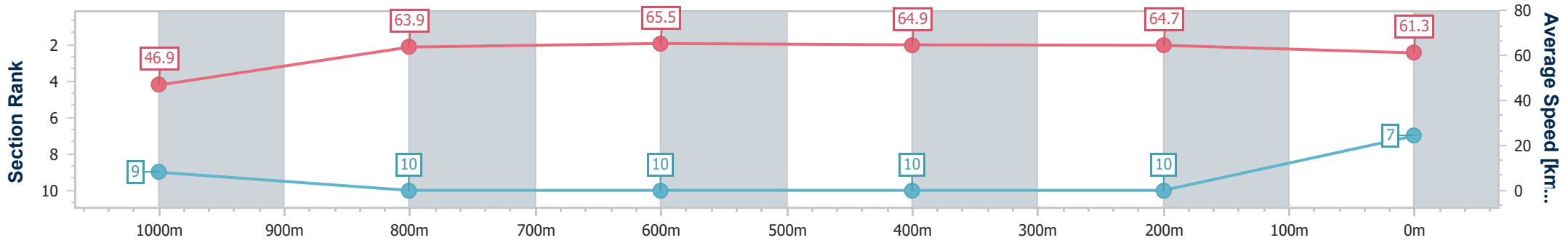
Townsville QLD Professional
Race 6: COWBOYS LEAGUES CLUB BENCHMARK 62
Handicap - 1200m

13 February 2025 - 16:38

Track Rating: Soft 5, Weather: Fine, Rail Position: +2m 1000m-
W/Post; True Remainder



Section	Overall	1000m	800m	600m	400m	200m								
Section Times	1:11.18 [7] (0:15.36)	0:55.82 [9] (0:11.25)	0:44.57 [10] (0:10.87)	0:33.70 [10] (0:10.88)	0:22.82 [10] (0:11.07)	0:11.75 [10] (0:11.75)								
Average Speed [km/h]	46.9	63.9	65.5	64.9	64.7	61.3								
Top Speed [km/h]	62.4	65.4	66.2	65.5	65.7	63.8								
Avg. Dist. to Rail [m]	4.0	0.7	2.3	3.8	1.0	0.7								
Avg. Stride Freq. [Hz]	2.4	2.6	2.6	2.5	2.6	2.5								
Avg. Stride Length [m]	5.4	6.7	7.0	6.9	7.0	6.7								



- [] Ranking at each section and finish
- .-.- No data available at this section
- NA No data available



Horse/Jockey Name	No Love Lost
Final Rank	8
Fastest Section Time (Section)	0:10.84 (800m)
Top Speed [km/h] (Section)	66.8 (800m)
Race State	Finished



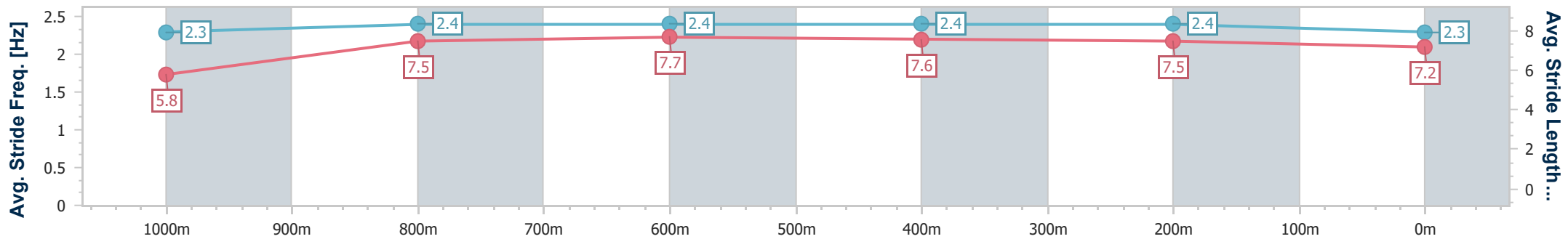
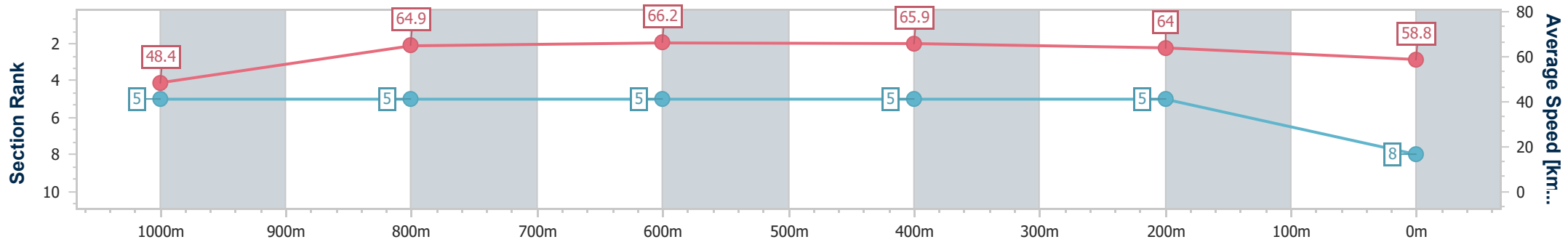
Townsville QLD Professional
Race 6: COWBOYS LEAGUES CLUB BENCHMARK 62
Handicap - 1200m

13 February 2025 - 16:38

Track Rating: Soft 5, Weather: Fine, Rail Position: +2m 1000m-
W/Post; True Remainder



Section	Overall	1000m	800m	600m	400m	200m							
Section Times	1:11.21 [8] (0:14.88)	0:56.33 [5] (0:11.04)	0:45.29 [5] (0:10.84)	0:34.45 [5] (0:10.90)	0:23.55 [5] (0:11.29)	0:12.26 [5] (0:12.26)							
Average Speed [km/h]	48.4	64.9	66.2	65.9	64.0	58.8							
Top Speed [km/h]	63.8	66.6	66.8	66.3	65.7	61.6							
Avg. Dist. to Rail [m]	5.4	1.0	0.7	0.6	3.3	4.1							
Avg. Stride Freq. [Hz]	2.3	2.4	2.4	2.4	2.4	2.3							
Avg. Stride Length [m]	5.8	7.5	7.7	7.6	7.5	7.2							



- [] Ranking at each section and finish
- .-.- No data available at this section
- NA No data available



Horse/Jockey Name	Bring Me Flowers
Final Rank	9
Fastest Section Time (Section)	0:10.83 (800m)
Top Speed [km/h] (Section)	67.7 (800m)
Race State	Finished



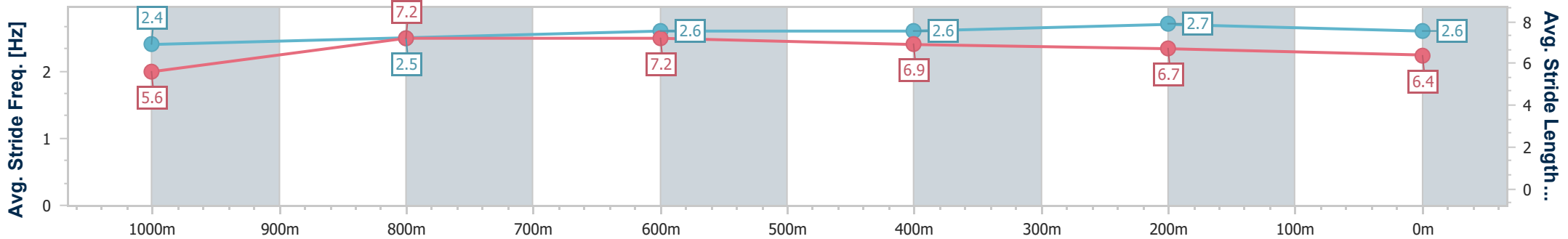
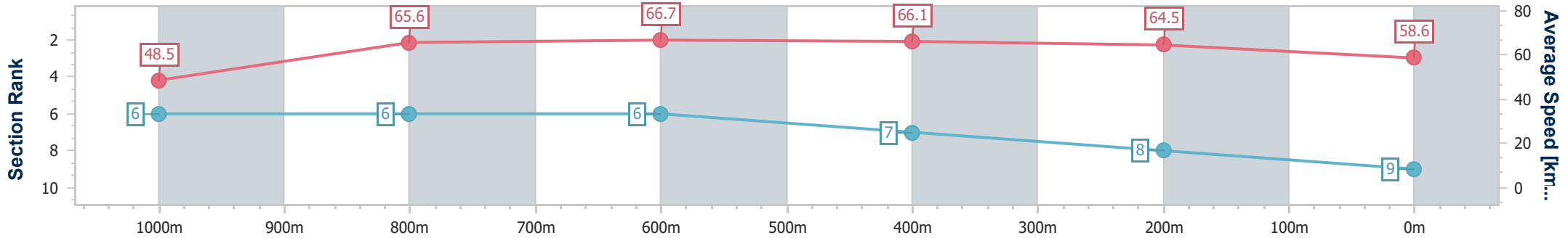
Townsville QLD Professional
Race 6: COWBOYS LEAGUES CLUB BENCHMARK 62
Handicap - 1200m

13 February 2025 - 16:38

Track Rating: Soft 5, Weather: Fine, Rail Position: +2m 1000m-
W/Post; True Remainder



Section	Overall	1000m	800m	600m	400m	200m								
Section Times	1:11.35 [9] (0:14.89)	0:56.46 [6] (0:11.05)	0:45.41 [6] (0:10.83)	0:34.58 [6] (0:11.03)	0:23.55 [7] (0:11.26)	0:12.29 [8] (0:12.29)								
Average Speed [km/h]	48.5	65.6	66.7	66.1	64.5	58.6								
Top Speed [km/h]	64.6	67.5	67.7	67.2	65.9	61.9								
Avg. Dist. to Rail [m]	8.6	1.2	1.0	2.8	5.9	6.0								
Avg. Stride Freq. [Hz]	2.4	2.5	2.6	2.6	2.7	2.6								
Avg. Stride Length [m]	5.6	7.2	7.2	6.9	6.7	6.4								



- [] Ranking at each section and finish
- .-.- No data available at this section
- NA No data available



Horse/Jockey Name	Majestics Request
Final Rank	10
Fastest Section Time (Section)	0:10.81 (800m)
Top Speed [km/h] (Section)	68.3 (600m)
Race State	Finished



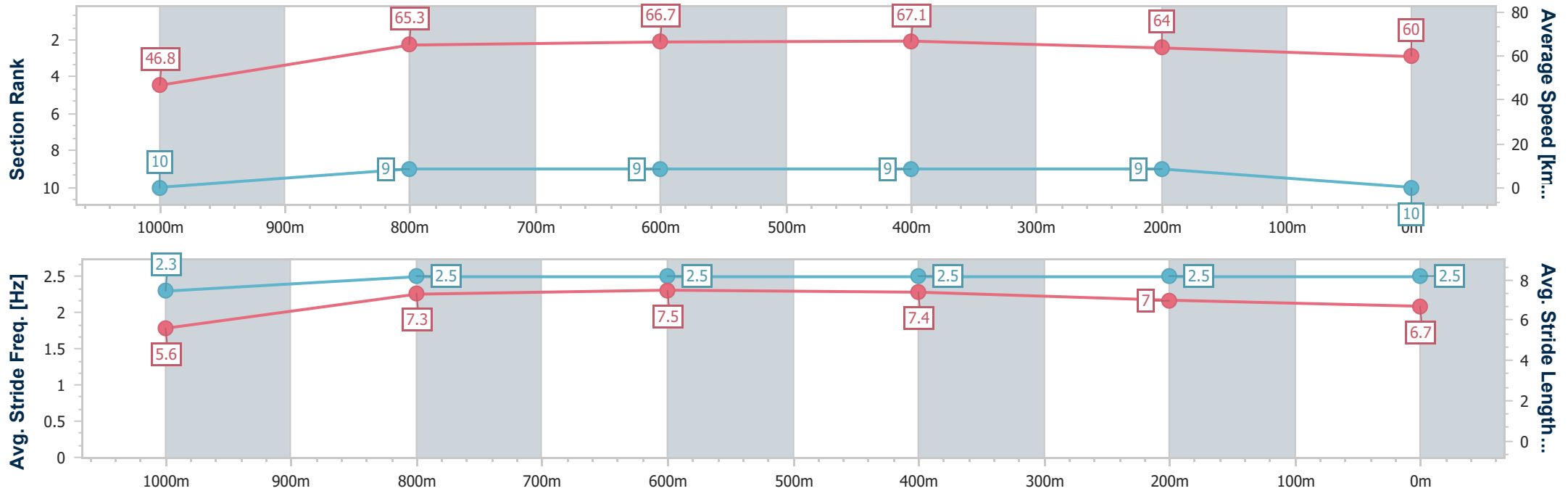
Townsville QLD Professional
Race 6: COWBOYS LEAGUES CLUB BENCHMARK 62
Handicap - 1200m

13 February 2025 - 16:38

Track Rating: Soft 5, Weather: Fine, Rail Position: +2m 1000m-
W/Post; True Remainder



Section	Overall	1000m	800m	600m	400m	200m								
Section Times	1:11.43 [10] (0:15.38)	0:56.05 [10] (0:11.10)	0:44.95 [9] (0:10.81)	0:34.14 [9] (0:10.82)	0:23.32 [9] (0:11.32)	0:12.00 [9] (0:12.00)								
Average Speed [km/h]	46.8	65.3	66.7	67.1	64.0	60.0								
Top Speed [km/h]	62.2	67.3	67.5	68.3	66.5	62.9								
Avg. Dist. to Rail [m]	4.8	1.3	0.8	1.7	4.7	7.7								
Avg. Stride Freq. [Hz]	2.3	2.5	2.5	2.5	2.5	2.5								
Avg. Stride Length [m]	5.6	7.3	7.5	7.4	7.0	6.7								



- [] Ranking at each section and finish
- .-.- No data available at this section
- NA No data available