



Townsville QLD Professional

Race 7: GREAT NORTHERN BREWING CO OPEN Handicap - 1200m

13 February 2025 - 17:11



Track Rating: Soft 5, Weather: Fine, Rail Position: +2m 1000m-W/Post; True Remainder

Section		Overall	1000m	800m	600m	400m	200m	Last 600m					
Field Times		1:10.52 (0:14.13)	0:56.39 (0:11.23)	0:45.16 (0:11.31)	0:33.85 (0:11.23)	0:22.62 (0:11.06)	0:11.56 (0:11.56)	0:33.85					
Rank	TAB Horse/Jockey	Barrier	Top Speed [km/h]	Fastest Section								Margin	Distance Travelled [m]
1	7 STICK TO YOUR GUNS Wanderson D'Avila	3	66.3 600m	0:11.06 400m	1:10.52 [1] (0:14.42)	0:56.10 [2] (0:11.26)	0:44.84 [2] (0:11.15)	0:33.69 [2] (0:11.07)	0:22.62 [1] (0:11.06)	0:11.56 [1] (0:11.56)	1:10.52	0:33.69	
2	3 MISS SEATTLE Nathan Thomas	1	67.0 400m	0:10.98 400m	1:10.63 [2] (0:14.53)	0:56.10 [3] (0:11.18)	0:44.92 [3] (0:11.36)	0:33.56 [3] (0:11.24)	0:22.32 [3] (0:10.98)	0:11.34 [3] (0:11.34)	0.66L	0:33.56	+5
3	6 REGGIE'S BOY Graham Kliese	4	68.0 200m	0:11.00 400m	1:10.68 [3] (0:14.70)	0:55.98 [4] (0:11.39)	0:44.59 [4] (0:11.29)	0:33.30 [5] (0:11.12)	0:22.18 [6] (0:11.00)	0:11.18 [5] (0:11.18)	0.93L	0:33.30	+1
4	8 UNDER THE LIMIT Justin Stanley	6	66.3 400m	0:11.08 400m	1:10.68 [4] (0:14.13)	0:56.55 [1] (0:11.23)	0:45.32 [1] (0:11.31)	0:34.01 [1] (0:11.24)	0:22.77 [2] (0:11.08)	0:11.69 [2] (0:11.69)	0.98L	0:34.01	-1
5	4 BRAD Tahlia Fenlon	2	67.8 400m	0:11.01 400m	1:11.11 [5] (0:14.87)	0:56.24 [6] (0:11.41)	0:44.83 [6] (0:11.10)	0:33.73 [6] (0:11.10)	0:22.63 [5] (0:11.01)	0:11.62 [4] (0:11.62)	3.51L	0:33.73	-2
6	2 KING JESTER Ashley Butler	5	66.5 800m	0:11.11 600m	1:11.54 [6] (0:14.84)	0:56.70 [5] (0:11.36)	0:45.34 [5] (0:11.16)	0:34.18 [4] (0:11.11)	0:23.07 [4] (0:11.18)	0:11.89 [6] (0:11.89)	6L	0:34.18	+6

Scratched: Crowning Moment (#5), Go Getaboy (#1), Mr Metrics (#9)

[] Ranking at each section and finish
 -:-:- No data available at this section
 NA No data available

SCN Saddle cloth number
 DNF Did not finish
 DNT Did not track



Horse/Jockey Name	Stick To Your Guns
Final Rank	1
Fastest Section Time (Section)	0:11.06 (400m)
Top Speed [km/h] (Section)	66.3 (600m)
Race State	Finished



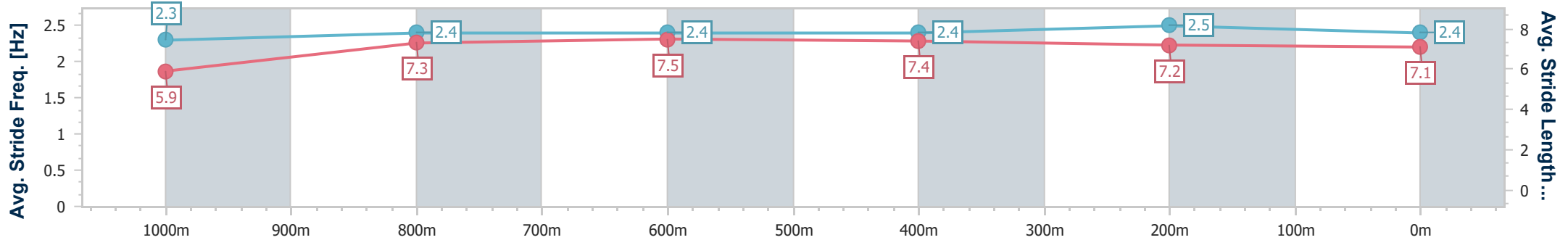
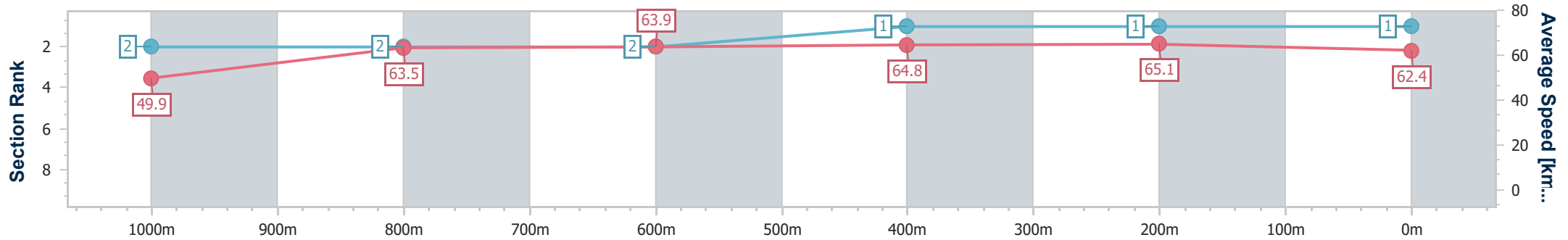
Townsville QLD Professional
Race 7: GREAT NORTHERN BREWING CO OPEN Handicap - 1200m

13 February 2025 - 17:11

Track Rating: Soft 5, Weather: Fine, Rail Position: +2m 1000m-W/Post; True Remainder



Section	Overall	1000m	800m	600m	400m	200m								
Section Times	1:10.52 [1] (0:14.42)	0:56.10 [2] (0:11.26)	0:44.84 [2] (0:11.15)	0:33.69 [2] (0:11.07)	0:22.62 [1] (0:11.06)	0:11.56 [1] (0:11.56)								
Average Speed [km/h]	49.9	63.5	63.9	64.8	65.1	62.4								
Top Speed [km/h]	63.7	65.1	65.4	66.3	65.8	65.4								
Avg. Dist. to Rail [m]	4.0	1.6	2.1	0.6	0.9	3.7								
Avg. Stride Freq. [Hz]	2.3	2.4	2.4	2.4	2.5	2.4								
Avg. Stride Length [m]	5.9	7.3	7.5	7.4	7.2	7.1								



- [] Ranking at each section and finish
- .-.-.- No data available at this section
- NA No data available



Horse/Jockey Name	Miss Seattle
Final Rank	2
Fastest Section Time (Section)	0:10.98 (400m)
Top Speed [km/h] (Section)	67.0 (400m)
Race State	Finished



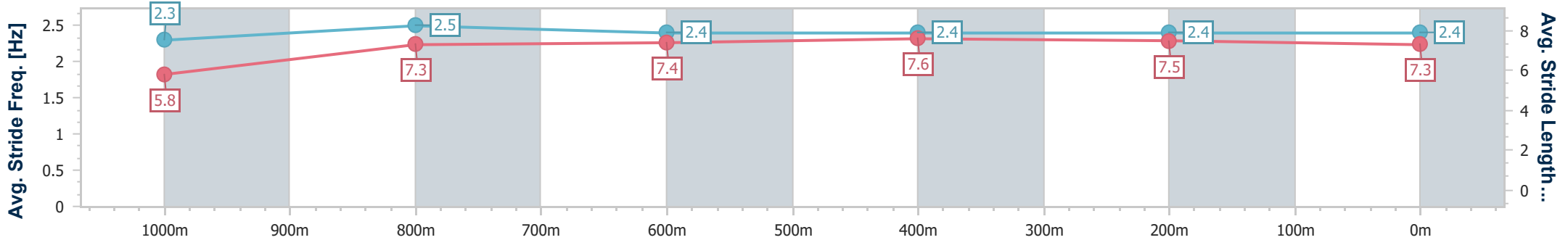
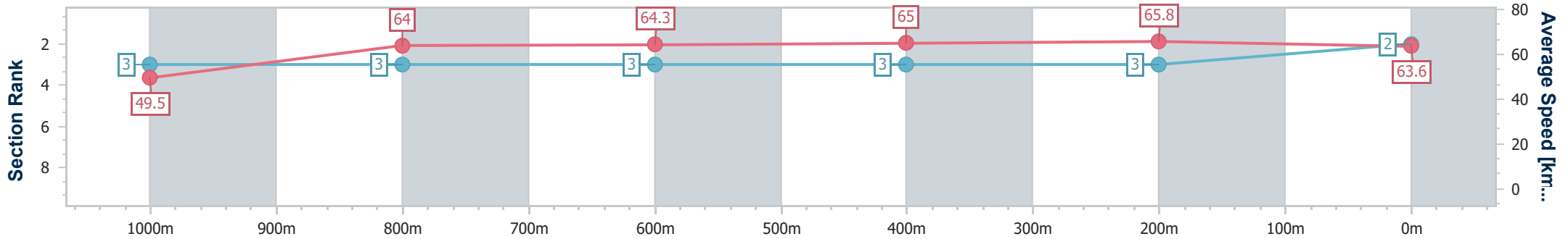
Townsville QLD Professional
Race 7: GREAT NORTHERN BREWING CO OPEN Handicap - 1200m

13 February 2025 - 17:11

Track Rating: Soft 5, Weather: Fine, Rail Position: +2m 1000m-W/Post; True Remainder



Section	Overall	1000m	800m	600m	400m	200m
Section Times	1:10.63 [2] (0:14.53)	0:56.10 [3] (0:11.18)	0:44.92 [3] (0:11.36)	0:33.56 [3] (0:11.24)	0:22.32 [3] (0:10.98)	0:11.34 [3] (0:11.34)
Average Speed [km/h]	49.5	64.0	64.3	65.0	65.8	63.6
Top Speed [km/h]	65.2	66.0	66.6	66.3	67.0	65.2
Avg. Dist. to Rail [m]	3.0	1.8	2.7	3.0	2.6	3.0
Avg. Stride Freq. [Hz]	2.3	2.5	2.4	2.4	2.4	2.4
Avg. Stride Length [m]	5.8	7.3	7.4	7.6	7.5	7.3



- [] Ranking at each section and finish
- .-.- No data available at this section
- NA No data available



Horse/Jockey Name	Reggie's Boy
Final Rank	3
Fastest Section Time (Section)	0:11.00 (400m)
Top Speed [km/h] (Section)	68.0 (200m)
Race State	Finished

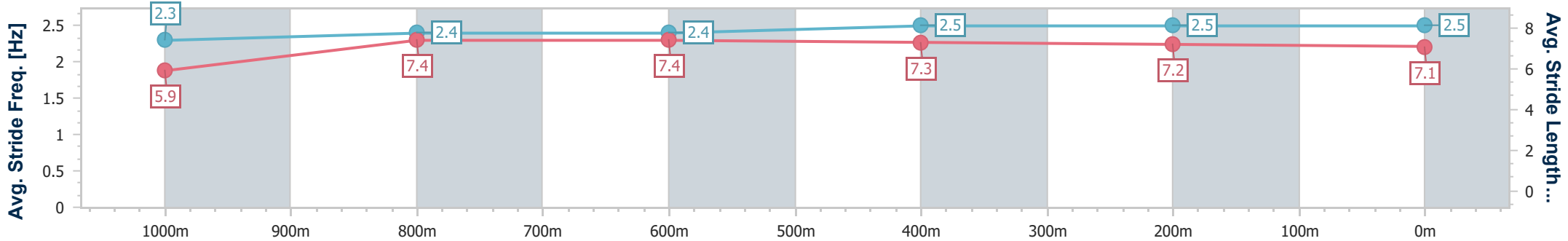
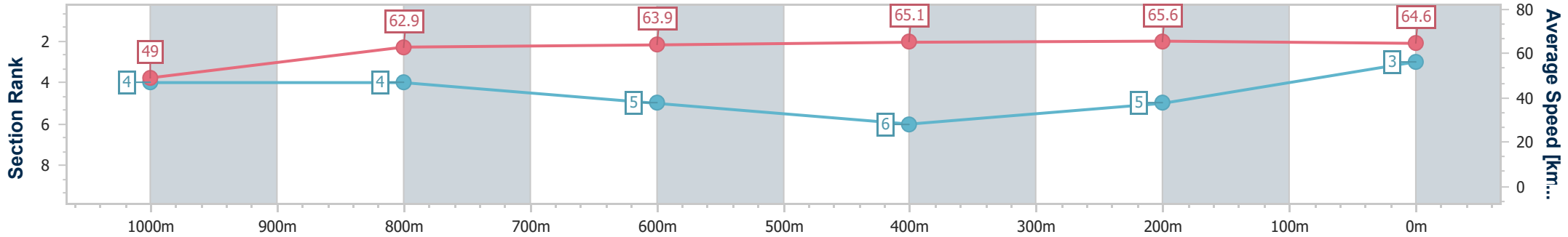


Townsville QLD Professional
Race 7: GREAT NORTHERN BREWING CO OPEN Handicap - 1200m



13 February 2025 - 17:11
Track Rating: Soft 5, Weather: Fine, Rail Position: +2m 1000m-W/Post; True Remainder

Section	Overall	1000m	800m	600m	400m	200m								
Section Times	1:10.68 [3] (0:14.70)	0:55.98 [4] (0:11.39)	0:44.59 [4] (0:11.29)	0:33.30 [5] (0:11.12)	0:22.18 [6] (0:11.00)	0:11.18 [5] (0:11.18)								
Average Speed [km/h]	49.0	62.9	63.9	65.1	65.6	64.6								
Top Speed [km/h]	63.5	64.0	65.5	66.6	67.0	68.0								
Avg. Dist. to Rail [m]	4.4	1.4	0.4	1.2	2.7	6.3								
Avg. Stride Freq. [Hz]	2.3	2.4	2.4	2.5	2.5	2.5								
Avg. Stride Length [m]	5.9	7.4	7.4	7.3	7.2	7.1								



- [] Ranking at each section and finish
- .-.- No data available at this section
- NA No data available



Horse/Jockey Name	Under The Limit
Final Rank	4
Fastest Section Time (Section)	0:11.08 (400m)
Top Speed [km/h] (Section)	66.3 (400m)
Race State	Finished



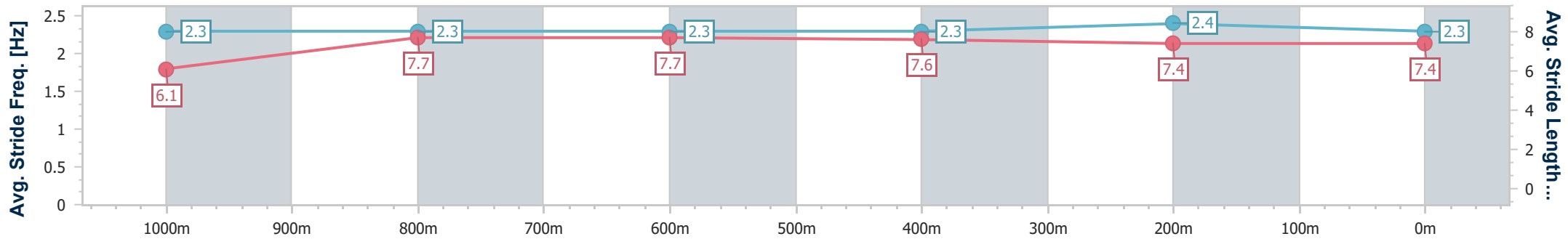
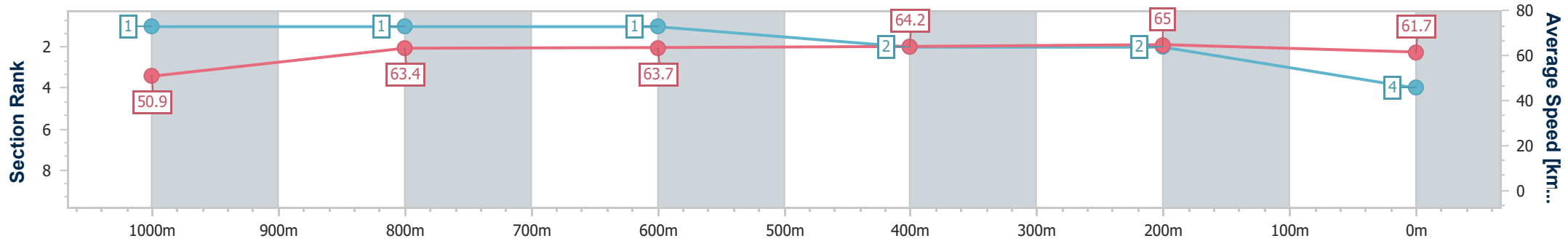
Townsville QLD Professional
Race 7: GREAT NORTHERN BREWING CO OPEN Handicap - 1200m

13 February 2025 - 17:11

Track Rating: Soft 5, Weather: Fine, Rail Position: +2m 1000m-W/Post; True Remainder



Section	Overall	1000m	800m	600m	400m	200m								
Section Times	1:10.68 [4] (0:14.13)	0:56.55 [1] (0:11.23)	0:45.32 [1] (0:11.31)	0:34.01 [1] (0:11.24)	0:22.77 [2] (0:11.08)	0:11.69 [2] (0:11.69)								
Average Speed [km/h]	50.9	63.4	63.7	64.2	65.0	61.7								
Top Speed [km/h]	64.5	65.2	65.0	65.9	66.3	64.1								
Avg. Dist. to Rail [m]	5.7	2.2	0.3	0.6	0.3	0.3								
Avg. Stride Freq. [Hz]	2.3	2.3	2.3	2.3	2.4	2.3								
Avg. Stride Length [m]	6.1	7.7	7.7	7.6	7.4	7.4								



- [] Ranking at each section and finish
- .-.- No data available at this section
- NA No data available



Horse/Jockey Name	Brad
Final Rank	5
Fastest Section Time (Section)	0:11.01 (400m)
Top Speed [km/h] (Section)	67.8 (400m)
Race State	Finished



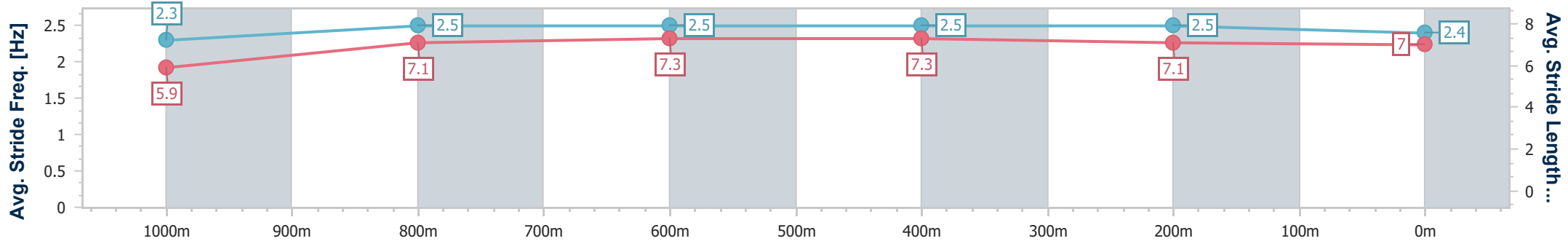
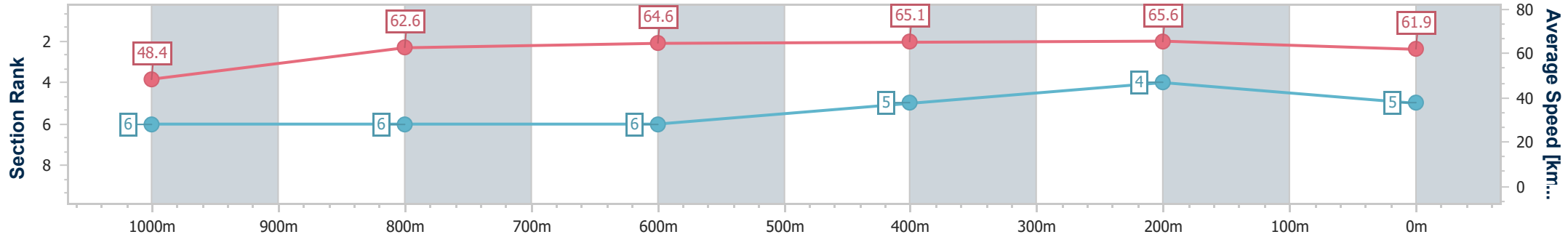
Townsville QLD Professional
Race 7: GREAT NORTHERN BREWING CO OPEN Handicap - 1200m



13 February 2025 - 17:11

Track Rating: Soft 5, Weather: Fine, Rail Position: +2m 1000m-W/Post; True Remainder

Section	Overall	1000m	800m	600m	400m	200m
Section Times	1:11.11 [5] (0:14.87)	0:56.24 [6] (0:11.41)	0:44.83 [6] (0:11.10)	0:33.73 [6] (0:11.10)	0:22.63 [5] (0:11.01)	0:11.62 [4] (0:11.62)
Average Speed [km/h]	48.4	62.6	64.6	65.1	65.6	61.9
Top Speed [km/h]	63.3	63.7	65.9	66.1	67.8	65.0
Avg. Dist. to Rail [m]	3.5	1.9	0.6	0.9	1.9	2.5
Avg. Stride Freq. [Hz]	2.3	2.5	2.5	2.5	2.5	2.4
Avg. Stride Length [m]	5.9	7.1	7.3	7.3	7.1	7.0



- [] Ranking at each section and finish
- .-.- No data available at this section
- NA No data available



Horse/Jockey Name	King Jester
Final Rank	6
Fastest Section Time (Section)	0:11.11 (600m)
Top Speed [km/h] (Section)	66.5 (800m)
Race State	Finished



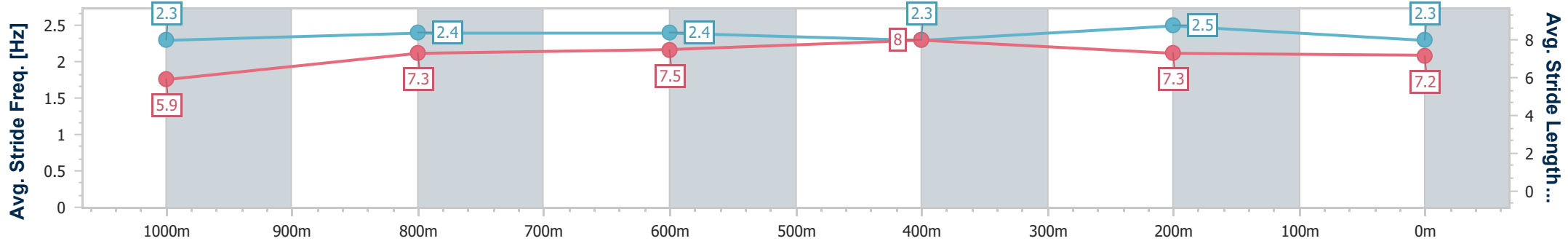
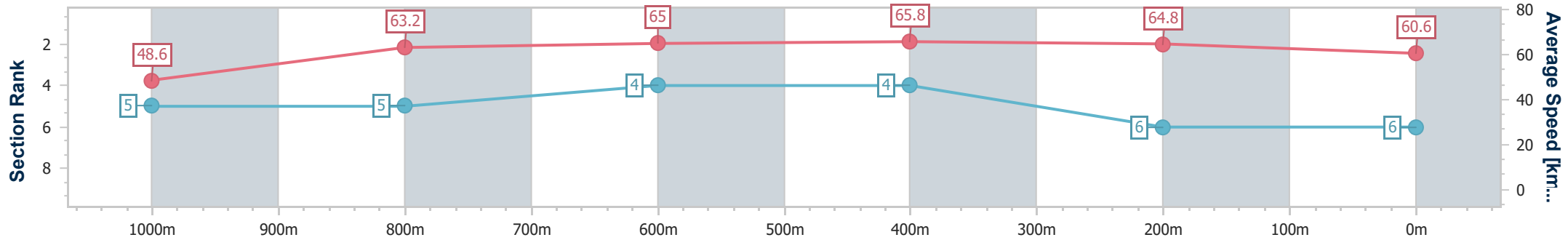
Townsville QLD Professional
Race 7: GREAT NORTHERN BREWING CO OPEN Handicap - 1200m

13 February 2025 - 17:11

Track Rating: Soft 5, Weather: Fine, Rail Position: +2m 1000m-W/Post; True Remainder



Section	Overall	1000m	800m	600m	400m	200m								
Section Times	1:11.54 [6] (0:14.84)	0:56.70 [5] (0:11.36)	0:45.34 [5] (0:11.16)	0:34.18 [4] (0:11.11)	0:23.07 [4] (0:11.18)	0:11.89 [6] (0:11.89)								
Average Speed [km/h]	48.6	63.2	65.0	65.8	64.8	60.6								
Top Speed [km/h]	61.8	64.1	66.5	66.5	65.8	63.5								
Avg. Dist. to Rail [m]	5.3	1.0	1.5	3.0	4.6	5.6								
Avg. Stride Freq. [Hz]	2.3	2.4	2.4	2.3	2.5	2.3								
Avg. Stride Length [m]	5.9	7.3	7.5	8.0	7.3	7.2								



- [] Ranking at each section and finish
- .-.-.- No data available at this section
- NA No data available