



Sunshine Coast QLD Professional

Race 1: HIGGINS COATINGS Maiden Plate - 1800m

14 February 2025 - 17:38



Track Rating: Soft 6, Weather: Fine, Rail Position: +7m Entire

Section		Overall	1600m	1400m	1200m	1000m	800m	600m	Last 600m					
Field Times		1:51.12 (0:13.66)	1:37.46 (0:11.51)	1:25.95 (0:11.94)	1:14.01 (0:12.23)	1:01.78 (0:12.42)	0:49.36 (0:12.45)	0:36.91 (0:12.65)	0:36.91					
Rank	TAB	Horse/Jockey	Barrier	Top Speed [km/h]	Fastest Section								Distance Travelled [m]	
1	10	KAYLEEN'S PROFIT Ron Stewart	6	62.3 1400m	0:11.76 400m	1:51.12 [1] (0:14.33)	1:36.79 [5] (0:11.78)	1:25.01 [5] (0:11.81)	1:13.20 [5] (0:12.31)	1:00.89 [5] (0:12.40)	0:48.49 [5] (0:12.41)	0:36.08 [5] (0:12.11)	0:36.08	
2	2	CHEERFUL CAT Jace McMurray	3	62.5 1600m	0:11.77 1600m	1:51.15 [2] (0:14.11)	1:37.04 [4] (0:11.77)	1:25.27 [4] (0:11.84)	1:13.43 [4] (0:12.30)	1:01.13 [4] (0:12.36)	0:48.77 [4] (0:12.29)	0:36.48 [4] (0:12.20)	0:36.48	-2
3	3	CHILLAXING Ryan Maloney	11	63.0 400m	0:11.86 400m	1:51.24 [3] (0:14.66)	1:36.58 [8] (0:11.93)	1:24.65 [9] (0:12.20)	1:12.45 [9] (0:12.32)	1:00.13 [9] (0:12.25)	0:47.88 [9] (0:12.02)	0:35.86 [8] (0:11.96)	0:35.86	+3
4	9	PREFER TO DANCE Samantha Collett	9	64.3 1600m	0:11.58 1600m	1:51.66 [4] (0:13.91)	1:37.75 [2] (0:11.58)	1:26.17 [2] (0:11.84)	1:14.33 [2] (0:12.25)	1:02.08 [2] (0:12.39)	0:49.69 [2] (0:12.36)	0:37.33 [2] (0:12.53)	0:37.33	+0
5	1	BRIEF SPIRIT Kyle Wilson-Taylor	2	62.1 1400m	0:11.78 1400m	1:51.68 [5] (0:14.52)	1:37.16 [7] (0:12.00)	1:25.16 [7] (0:11.78)	1:13.38 [8] (0:12.50)	1:00.88 [8] (0:12.37)	0:48.51 [8] (0:12.07)	0:36.44 [7] (0:11.96)	0:36.44	-2
6	5	SHABOOH SHALAA Angela Jones	4	63.6 1600m	0:11.71 1400m	1:52.07 [6] (0:14.73)	1:37.34 [10] (0:11.84)	1:25.50 [8] (0:11.71)	1:13.79 [7] (0:12.34)	1:01.45 [7] (0:12.40)	0:49.05 [7] (0:12.12)	0:36.93 [6] (0:11.95)	0:36.93	-5
7	4	GRAPE EXPECTATIONS James Orman	13	62.2 1600m	0:11.81 600m	1:52.13 [7] (0:15.20)	1:36.93 [13] (0:12.25)	1:24.68 [13] (0:11.97)	1:12.71 [12] (0:12.08)	1:00.63 [12] (0:12.35)	0:48.28 [12] (0:11.86)	0:36.42 [12] (0:11.81)	0:36.42	-12
8	7	BOROGORU Vlad Duric	8	63.6 400m	0:11.73 600m	1:52.15 [8] (0:14.66)	1:37.49 [9] (0:12.13)	1:25.36 [10] (0:12.27)	1:13.09 [11] (0:12.31)	1:00.78 [11] (0:12.48)	0:48.30 [11] (0:11.80)	0:36.50 [11] (0:11.73)	0:36.50	+0
9	13	TOP LEVEL Damien Thornton	10	62.4 800m	0:11.61 800m	1:52.53 [9] (0:15.13)	1:37.40 [12] (0:12.11)	1:25.29 [12] (0:12.25)	1:13.04 [13] (0:12.28)	1:00.76 [13] (0:12.56)	0:48.20 [13] (0:11.61)	0:36.59 [13] (0:11.87)	0:36.59	-4
10	6	STPETERSCATHEDRAL Micheal Hellyer	5	62.7 1600m	0:11.97 600m	1:53.24 [10] (0:14.97)	1:38.27 [11] (0:12.10)	1:26.17 [11] (0:11.99)	1:14.18 [10] (0:12.12)	1:02.06 [10] (0:12.35)	0:49.71 [10] (0:12.01)	0:37.70 [10] (0:11.97)	0:37.70	-3

[] Ranking at each section and finish
 -:-:- No data available at this section
 NA No data available

SCN Saddle cloth number
 DNF Did not finish
 DNT Did not track



Sunshine Coast QLD Professional
Race 1: HIGGINS COATINGS Maiden Plate - 1800m
14 February 2025 - 17:38



Track Rating: Soft 6, Weather: Fine, Rail Position: +7m Entire

Section		Overall	1600m	1400m	1200m	1000m	800m	600m	Last 600m					
Field Times		1:51.12 (0:13.66)	1:37.46 (0:11.51)	1:25.95 (0:11.94)	1:14.01 (0:12.23)	1:01.78 (0:12.42)	0:49.36 (0:12.45)	0:36.91 (0:12.65)	0:36.91					
Rank	TAB Horse/Jockey	Barrier	Top Speed [km/h]	Fastest Section										Distance Travelled [m]
11	11 SASSY TAP Jade Hampson	1	62.6 1600m	0:11.64 1600m	1:53.34 [11] (0:14.02)	1:39.32 [3] (0:11.64)	1:27.68 [3] (0:11.81)	1:15.87 [3] (0:12.33)	1:03.54 [3] (0:12.34)	0:51.20 [3] (0:12.33)	0:38.87 [3] (0:12.89)	0:38.87	-11	
12	8 BRAND NEW MOON Mark Du Plessis	12	62.5 1600m	0:11.79 1600m	1:54.72 [12] (0:14.50)	1:40.22 [6] (0:11.79)	1:28.43 [6] (0:11.81)	1:16.62 [6] (0:12.35)	1:04.27 [6] (0:12.51)	0:51.76 [6] (0:12.52)	0:39.24 [9] (0:12.46)	0:39.24	-5	
13	12 LETHALLY STELLA Nikita Beriman	7	63.3 1600m	0:11.51 1600m	1:57.53 [13] (0:13.66)	1:43.87 [1] (0:11.51)	1:32.36 [1] (0:11.94)	1:20.42 [1] (0:12.23)	1:08.19 [1] (0:12.42)	0:55.77 [1] (0:12.45)	0:43.32 [1] (0:12.93)	0:43.32	-4	

[] Ranking at each section and finish
 -:-:-:- No data available at this section
 NA No data available

SCN Saddle cloth number
 DNF Did not finish
 DNT Did not track



Sunshine Coast QLD Professional

Race 1: HIGGINS COATINGS Maiden Plate - 1800m

14 February 2025 - 17:38



Track Rating: Soft 6, Weather: Fine, Rail Position: +7m Entire

Section				400m	200m			Last 600m		
Field Times				0:24.26 (0:11.89)	0:12.37 (0:12.37)			0:36.91		
Rank	TAB	Horse/Jockey	Barrier	Top Speed [km/h]	Fastest Section	Margin				Distance Travelled [m]
1	10	KAYLEEN'S PROFIT Ron Stewart	6	62.3 1400m	0:11.76 400m	0:23.97 [5] (0:11.76)	0:12.21 [2] (0:12.21)	1:51.12	0:36.08	
2	2	CHEERFUL CAT Jace McMurray	3	62.5 1600m	0:11.77 1600m	0:24.28 [2] (0:11.88)	0:12.40 [1] (0:12.40)	0.2L	0:36.48	-2
3	3	CHILLAXING Ryan Maloney	11	63.0 400m	0:11.86 400m	0:23.90 [7] (0:11.86)	0:12.04 [7] (0:12.04)	0.6L	0:35.86	+3
4	9	PREFER TO DANCE Samantha Collett	9	64.3 1600m	0:11.58 1600m	0:24.80 [1] (0:12.11)	0:12.69 [3] (0:12.69)	2.9L	0:37.33	+0
5	1	BRIEF SPIRIT Kyle Wilson-Taylor	2	62.1 1400m	0:11.78 1400m	0:24.48 [6] (0:11.99)	0:12.49 [6] (0:12.49)	3L	0:36.44	-2
6	5	SHABOOH SHALAA Angela Jones	4	63.6 1600m	0:11.71 1400m	0:24.98 [3] (0:11.99)	0:12.99 [4] (0:12.99)	5.3L	0:36.93	-5
7	4	GRAPE EXPECTATIONS James Orman	13	62.2 1600m	0:11.81 600m	0:24.61 [11] (0:11.91)	0:12.70 [8] (0:12.70)	5.5L	0:36.42	-12
8	7	BOROGORU Vlad Duric	8	63.6 400m	0:11.73 600m	0:24.77 [9] (0:11.76)	0:13.01 [5] (0:13.01)	5.6L	0:36.50	+0
9	13	TOP LEVEL Damien Thornton	10	62.4 800m	0:11.61 800m	0:24.72 [12] (0:12.04)	0:12.68 [9] (0:12.68)	7.9L	0:36.59	-4
10	6	STPETERSCATHEDRAL Micheal Hellyer	5	62.7 1600m	0:11.97 600m	0:25.73 [10] (0:12.45)	0:13.28 [10] (0:13.28)	11.9L	0:37.70	-3

[] Ranking at each section and finish
 -:-:- No data available at this section
 NA No data available

SCN Saddle cloth number
 DNF Did not finish
 DNT Did not track



Sunshine Coast QLD Professional
Race 1: HIGGINS COATINGS Maiden Plate - 1800m
14 February 2025 - 17:38



Track Rating: Soft 6, Weather: Fine, Rail Position: +7m Entire

Section				400m	200m			Last 600m		
Field Times				0:24.26 (0:11.89)	0:12.37 (0:12.37)			0:36.91		
Rank	TAB	Horse/Jockey	Barrier	Top Speed [km/h]	Fastest Section	Margin				Distance Travelled [m]
11	11	SASSY TAP Jade Hampson	1	62.6 1600m	0:11.64 1600m	0:25.98 [8] (0:13.06)	0:12.92 [11] (0:12.92)	12.3L	0:38.87	-11
12	8	BRAND NEW MOON Mark Du Plessis	12	62.5 1600m	0:11.79 1600m	0:26.78 [13] (0:12.68)	0:14.10 [12] (0:14.10)	20.3L	0:39.24	-5
13	12	LETHALLY STELLA Nikita Beriman	7	63.3 1600m	0:11.51 1600m	0:30.39 [4] (0:13.97)	0:16.42 [13] (0:16.42)	36.6L	0:43.32	-4

[] Ranking at each section and finish
 -:-:-:- No data available at this section
 NA No data available

SCN Saddle cloth number
 DNF Did not finish
 DNT Did not track



Horse/Jockey Name	Kayleen's Profit
Final Rank	1
Fastest Section Time (Section)	0:11.76 (400m)
Top Speed [km/h] (Section)	62.3 (1400m)
Race State	Finished



Sunshine Coast QLD Professional

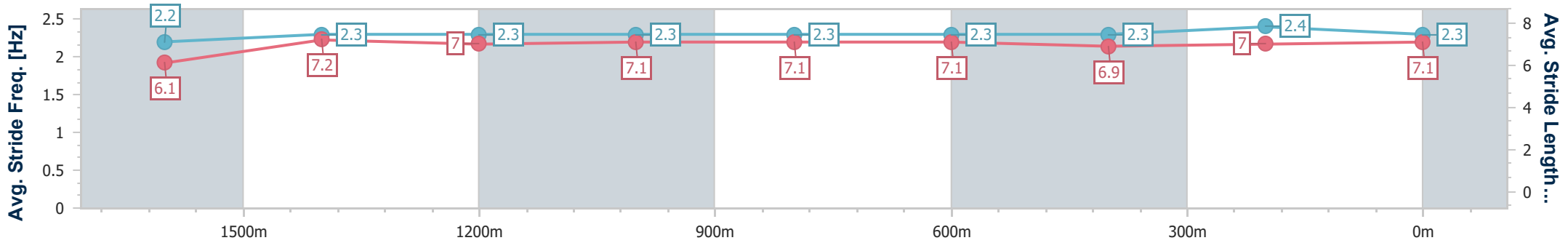
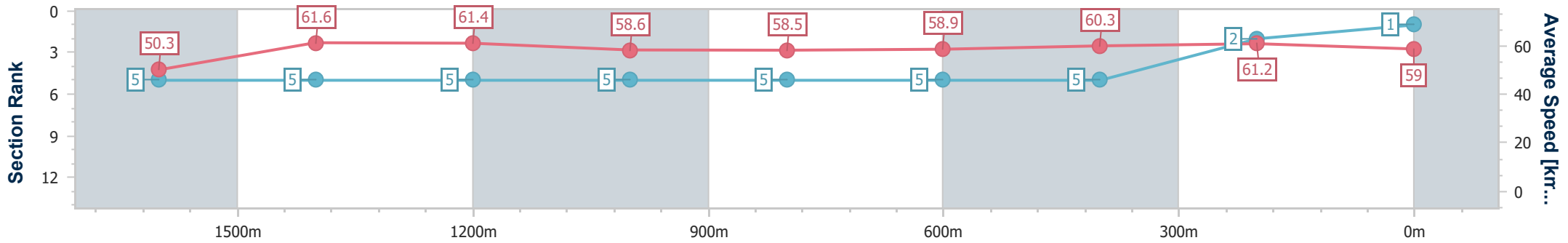
Race 1: HIGGINS COATINGS Maiden Plate - 1800m



14 February 2025 - 17:38

Track Rating: Soft 6, Weather: Fine, Rail Position: +7m Entire

Section	Overall	1600m	1400m	1200m	1000m	800m	600m	400m	200m
Section Times	1:51.12 [1] (0:14.33)	1:36.79 [5] (0:11.78)	1:25.01 [5] (0:11.81)	1:13.20 [5] (0:12.31)	1:00.89 [5] (0:12.40)	0:48.49 [5] (0:12.41)	0:36.08 [5] (0:12.11)	0:23.97 [5] (0:11.76)	0:12.21 [2] (0:12.21)
Average Speed [km/h]	50.3	61.6	61.4	58.6	58.5	58.9	60.3	61.2	59.0
Top Speed [km/h]	61.3	62.2	62.3	59.2	58.7	60.8	61.3	61.9	61.0
Avg. Dist. to Rail [m]	4.5	1.9	2.2	2.8	2.7	2.3	2.7	5.7	5.4
Avg. Stride Freq. [Hz]	2.2	2.3	2.3	2.3	2.3	2.3	2.3	2.4	2.3
Avg. Stride Length [m]	6.1	7.2	7.0	7.1	7.1	7.1	7.1	7.0	7.1



- [] Ranking at each section and finish
- .-.- No data available at this section
- NA No data available



Horse/Jockey Name	Cheerful Cat
Final Rank	2
Fastest Section Time (Section)	0:11.77 (1600m)
Top Speed [km/h] (Section)	62.5 (1600m)
Race State	Finished



Sunshine Coast QLD Professional

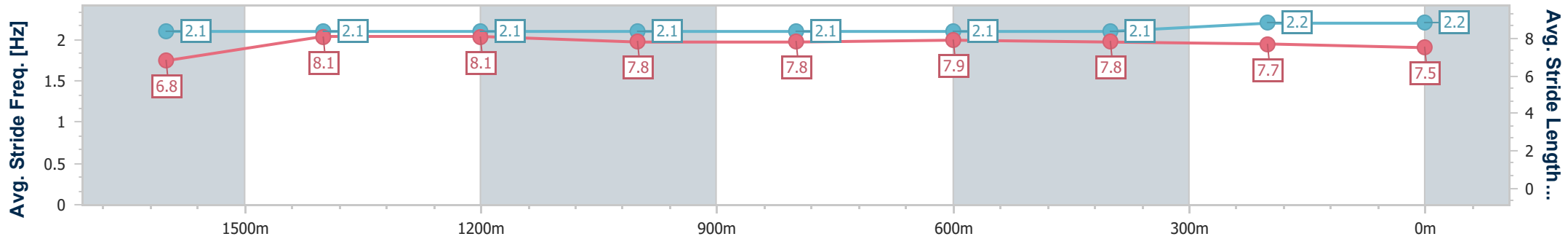
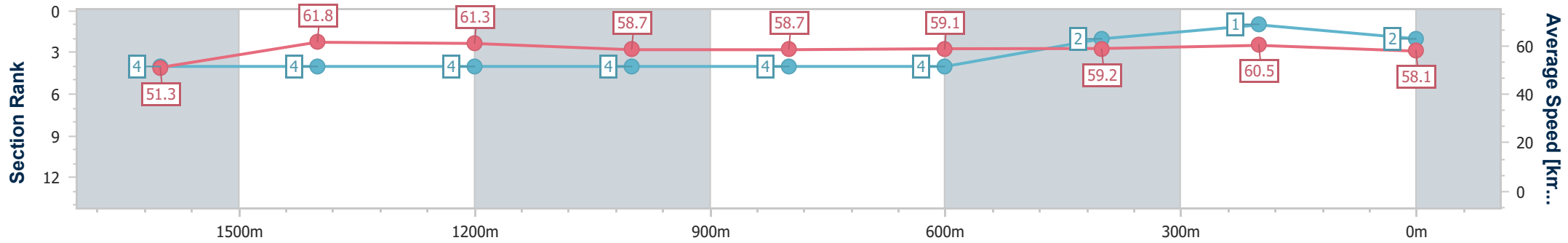
Race 1: HIGGINS COATINGS Maiden Plate - 1800m



14 February 2025 - 17:38

Track Rating: Soft 6, Weather: Fine, Rail Position: +7m Entire

Section	Overall	1600m	1400m	1200m	1000m	800m	600m	400m	200m			
Section Times	1:51.15 [2] (0:14.11)	1:37.04 [4] (0:11.77)	1:25.27 [4] (0:11.84)	1:13.43 [4] (0:12.30)	1:01.13 [4] (0:12.36)	0:48.77 [4] (0:12.29)	0:36.48 [4] (0:12.20)	0:24.28 [2] (0:11.88)	0:12.40 [1] (0:12.40)			
Average Speed [km/h]	51.3	61.8	61.3	58.7	58.7	59.1	59.2	60.5	58.1			
Top Speed [km/h]	61.6	62.5	61.9	59.9	59.0	60.7	60.5	61.3	60.0			
Avg. Dist. to Rail [m]	3.8	3.2	3.3	3.5	3.3	1.4	0.6	1.4	2.0			
Avg. Stride Freq. [Hz]	2.1	2.1	2.1	2.1	2.1	2.1	2.1	2.2	2.2			
Avg. Stride Length [m]	6.8	8.1	8.1	7.8	7.8	7.9	7.8	7.7	7.5			



- [] Ranking at each section and finish
- .-.- No data available at this section
- NA No data available



Horse/Jockey Name	Chillaxing
Final Rank	3
Fastest Section Time (Section)	0:11.86 (400m)
Top Speed [km/h] (Section)	63.0 (400m)
Race State	Finished



Sunshine Coast QLD Professional

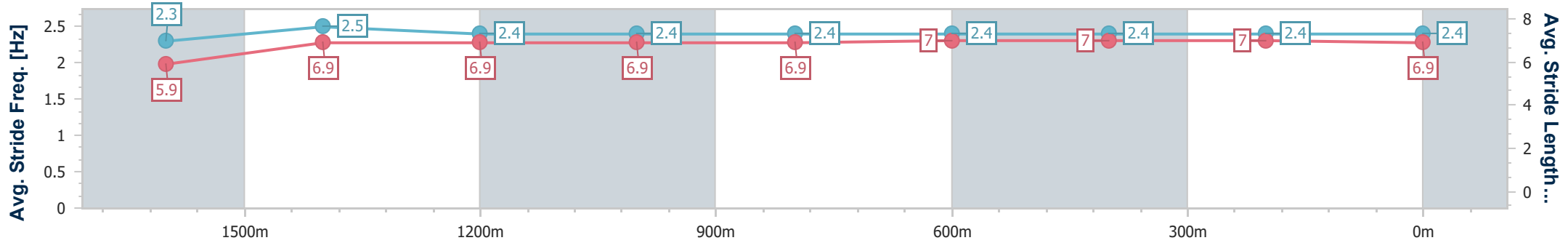
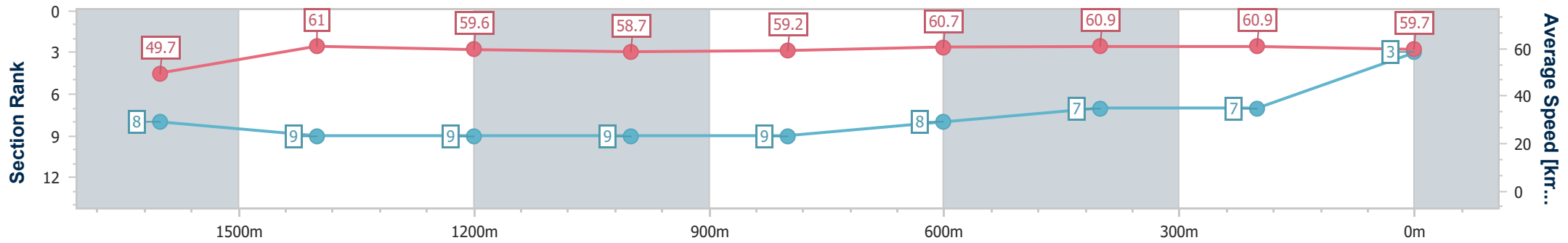
Race 1: HIGGINS COATINGS Maiden Plate - 1800m



14 February 2025 - 17:38

Track Rating: Soft 6, Weather: Fine, Rail Position: +7m Entire

Section	Overall	1600m	1400m	1200m	1000m	800m	600m	400m	200m			
Section Times	1:51.24 [3] (0:14.66)	1:36.58 [8] (0:11.93)	1:24.65 [9] (0:12.20)	1:12.45 [9] (0:12.32)	1:00.13 [9] (0:12.25)	0:47.88 [9] (0:12.02)	0:35.86 [8] (0:11.96)	0:23.90 [7] (0:11.86)	0:12.04 [7] (0:12.04)			
Average Speed [km/h]	49.7	61.0	59.6	58.7	59.2	60.7	60.9	60.9	59.7			
Top Speed [km/h]	59.9	62.1	61.1	60.6	61.2	62.4	62.5	63.0	61.2			
Avg. Dist. to Rail [m]	7.5	4.1	3.7	3.8	3.2	2.3	2.1	2.6	4.8			
Avg. Stride Freq. [Hz]	2.3	2.5	2.4	2.4	2.4	2.4	2.4	2.4	2.4			
Avg. Stride Length [m]	5.9	6.9	6.9	6.9	6.9	7.0	7.0	7.0	6.9			



- [] Ranking at each section and finish
- .-.- No data available at this section
- NA No data available



Horse/Jockey Name	Prefer To Dance
Final Rank	4
Fastest Section Time (Section)	0:11.58 (1600m)
Top Speed [km/h] (Section)	64.3 (1600m)
Race State	Finished



Sunshine Coast QLD Professional

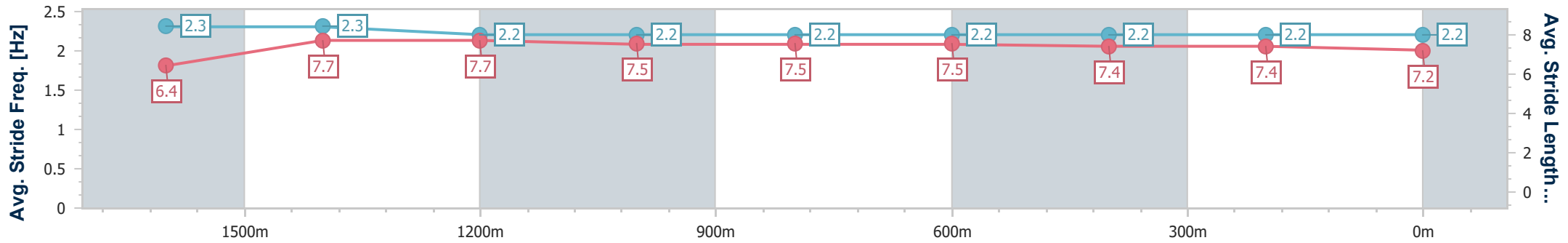
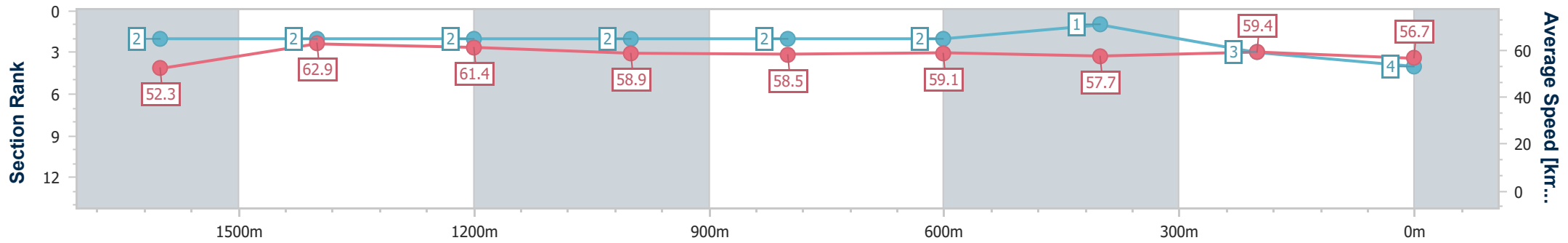
Race 1: HIGGINS COATINGS Maiden Plate - 1800m



14 February 2025 - 17:38

Track Rating: Soft 6, Weather: Fine, Rail Position: +7m Entire

Section	Overall	1600m	1400m	1200m	1000m	800m	600m	400m	200m
Section Times	1:51.66 [4] (0:13.91)	1:37.75 [2] (0:11.58)	1:26.17 [2] (0:11.84)	1:14.33 [2] (0:12.25)	1:02.08 [2] (0:12.39)	0:49.69 [2] (0:12.36)	0:37.33 [2] (0:12.53)	0:24.80 [1] (0:12.11)	0:12.69 [3] (0:12.69)
Average Speed [km/h]	52.3	62.9	61.4	58.9	58.5	59.1	57.7	59.4	56.7
Top Speed [km/h]	63.1	64.3	62.3	60.5	59.1	59.9	59.3	60.3	59.0
Avg. Dist. to Rail [m]	7.2	3.4	3.7	3.7	3.2	2.1	0.6	0.6	0.3
Avg. Stride Freq. [Hz]	2.3	2.3	2.2	2.2	2.2	2.2	2.2	2.2	2.2
Avg. Stride Length [m]	6.4	7.7	7.7	7.5	7.5	7.5	7.4	7.4	7.2



- [] Ranking at each section and finish
- .-.- No data available at this section
- NA No data available



Horse/Jockey Name	Brief Spirit
Final Rank	5
Fastest Section Time (Section)	0:11.78 (1400m)
Top Speed [km/h] (Section)	62.1 (1400m)
Race State	Finished



Sunshine Coast QLD Professional

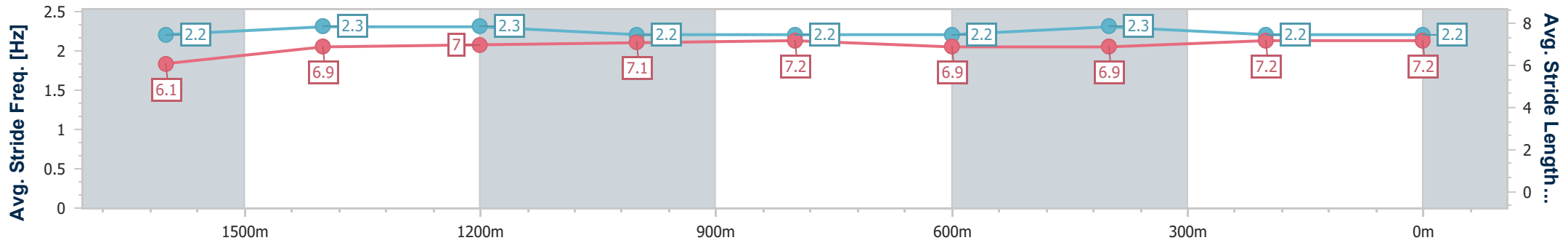
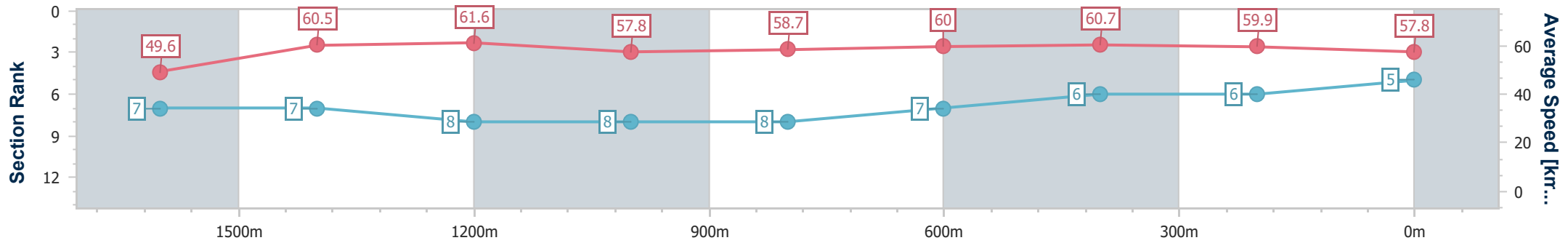
Race 1: HIGGINS COATINGS Maiden Plate - 1800m

14 February 2025 - 17:38



Track Rating: Soft 6, Weather: Fine, Rail Position: +7m Entire

Section	Overall	1600m	1400m	1200m	1000m	800m	600m	400m	200m
Section Times	1:51.68 [5] (0:14.52)	1:37.16 [7] (0:12.00)	1:25.16 [7] (0:11.78)	1:13.38 [8] (0:12.50)	1:00.88 [8] (0:12.37)	0:48.51 [8] (0:12.07)	0:36.44 [7] (0:11.96)	0:24.48 [6] (0:11.99)	0:12.49 [6] (0:12.49)
Average Speed [km/h]	49.6	60.5	61.6	57.8	58.7	60.0	60.7	59.9	57.8
Top Speed [km/h]	59.7	61.8	62.1	59.8	59.7	61.9	62.0	60.7	59.8
Avg. Dist. to Rail [m]	2.7	2.6	3.0	3.1	2.8	1.5	1.2	2.1	2.4
Avg. Stride Freq. [Hz]	2.2	2.3	2.3	2.2	2.2	2.2	2.3	2.2	2.2
Avg. Stride Length [m]	6.1	6.9	7.0	7.1	7.2	6.9	6.9	7.2	7.2



- [] Ranking at each section and finish
- .-.- No data available at this section
- NA No data available



Horse/Jockey Name	Shaboo Shalaa
Final Rank	6
Fastest Section Time (Section)	0:11.71 (1400m)
Top Speed [km/h] (Section)	63.6 (1600m)
Race State	Finished



Sunshine Coast QLD Professional

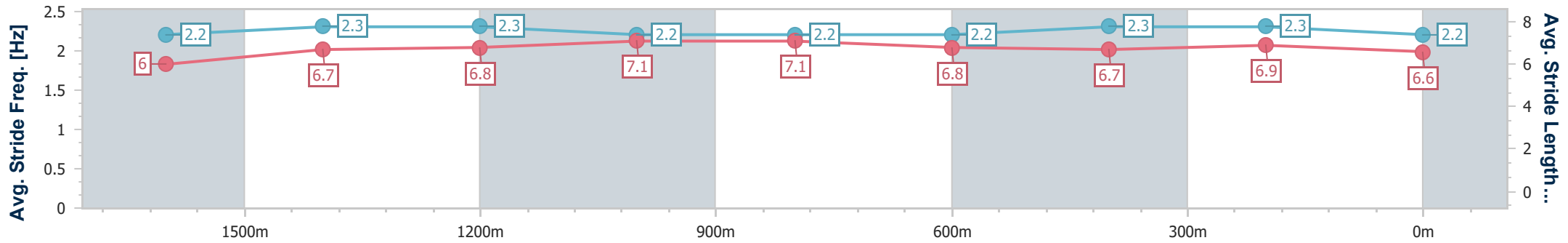
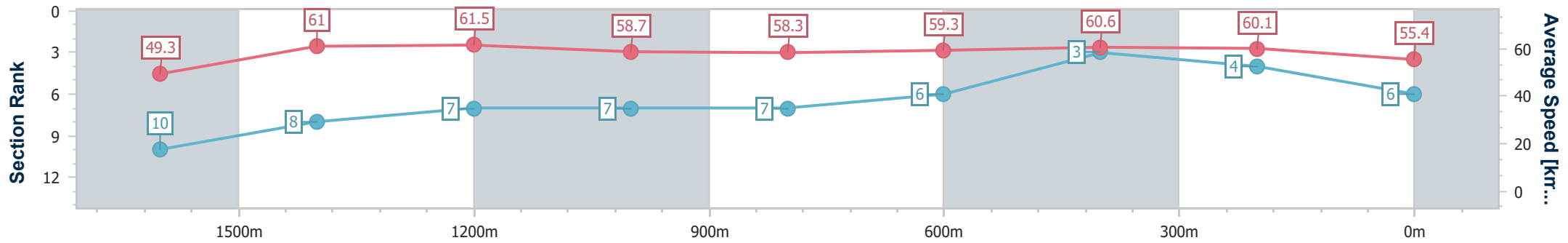
Race 1: HIGGINS COATINGS Maiden Plate - 1800m



14 February 2025 - 17:38

Track Rating: Soft 6, Weather: Fine, Rail Position: +7m Entire

Section	Overall	1600m	1400m	1200m	1000m	800m	600m	400m	200m
Section Times	1:52.07 [6] (0:14.73)	1:37.34 [10] (0:11.84)	1:25.50 [8] (0:11.71)	1:13.79 [7] (0:12.34)	1:01.45 [7] (0:12.40)	0:49.05 [7] (0:12.12)	0:36.93 [6] (0:11.95)	0:24.98 [3] (0:11.99)	0:12.99 [4] (0:12.99)
Average Speed [km/h]	49.3	61.0	61.5	58.7	58.3	59.3	60.6	60.1	55.4
Top Speed [km/h]	59.3	63.6	62.8	59.5	59.3	61.0	61.5	61.0	58.2
Avg. Dist. to Rail [m]	3.9	2.0	1.9	1.8	1.7	0.3	1.2	4.0	4.7
Avg. Stride Freq. [Hz]	2.2	2.3	2.3	2.2	2.2	2.2	2.3	2.3	2.2
Avg. Stride Length [m]	6.0	6.7	6.8	7.1	7.1	6.8	6.7	6.9	6.6



- [] Ranking at each section and finish
- .-.- No data available at this section
- NA No data available



Horse/Jockey Name	Grape Expectations
Final Rank	7
Fastest Section Time (Section)	0:11.81 (600m)
Top Speed [km/h] (Section)	62.2 (1600m)
Race State	Finished



Sunshine Coast QLD Professional

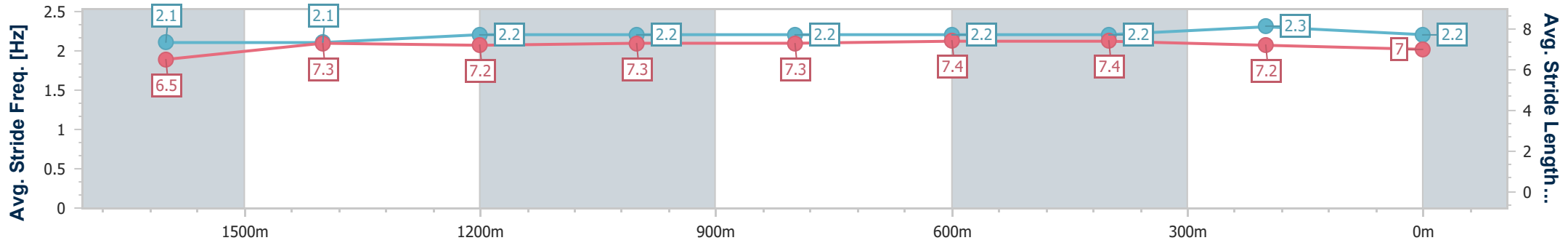
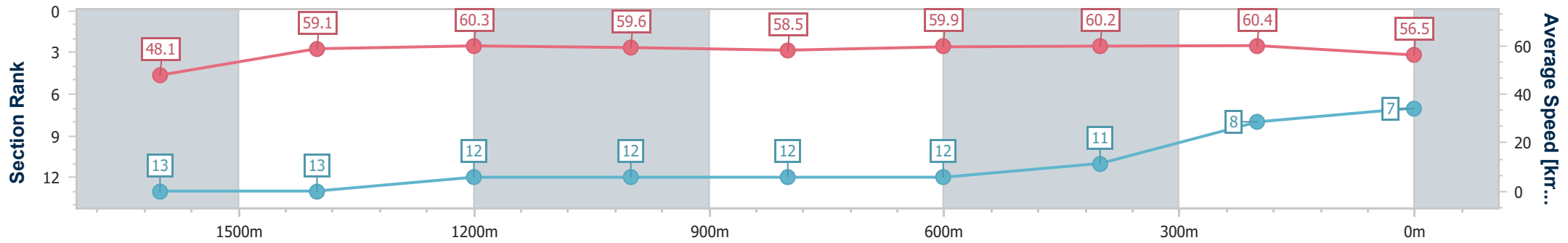
Race 1: HIGGINS COATINGS Maiden Plate - 1800m



14 February 2025 - 17:38

Track Rating: Soft 6, Weather: Fine, Rail Position: +7m Entire

Section	Overall	1600m	1400m	1200m	1000m	800m	600m	400m	200m			
Section Times	1:52.13 [7] (0:15.20)	1:36.93 [13] (0:12.25)	1:24.68 [13] (0:11.97)	1:12.71 [12] (0:12.08)	1:00.63 [12] (0:12.35)	0:48.28 [12] (0:11.86)	0:36.42 [12] (0:11.81)	0:24.61 [11] (0:11.91)	0:12.70 [8] (0:12.70)			
Average Speed [km/h]	48.1	59.1	60.3	59.6	58.5	59.9	60.2	60.4	56.5			
Top Speed [km/h]	57.7	62.2	62.2	61.1	59.6	60.7	60.9	61.4	59.3			
Avg. Dist. to Rail [m]	9.4	1.7	1.4	0.9	0.8	2.4	2.4	3.7	7.3			
Avg. Stride Freq. [Hz]	2.1	2.1	2.2	2.2	2.2	2.2	2.2	2.3	2.2			
Avg. Stride Length [m]	6.5	7.3	7.2	7.3	7.3	7.4	7.4	7.2	7.0			



- [] Ranking at each section and finish
- .-.- No data available at this section
- NA No data available



Horse/Jockey Name	Borogoru
Final Rank	8
Fastest Section Time (Section)	0:11.73 (600m)
Top Speed [km/h] (Section)	63.6 (400m)
Race State	Finished



Sunshine Coast QLD Professional

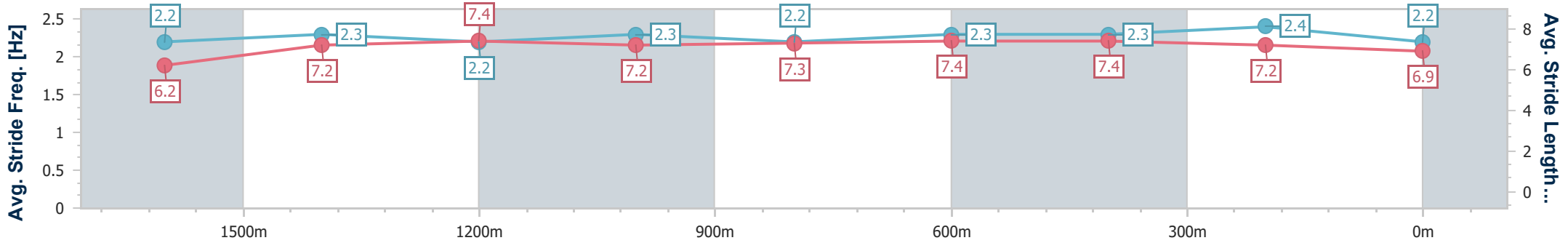
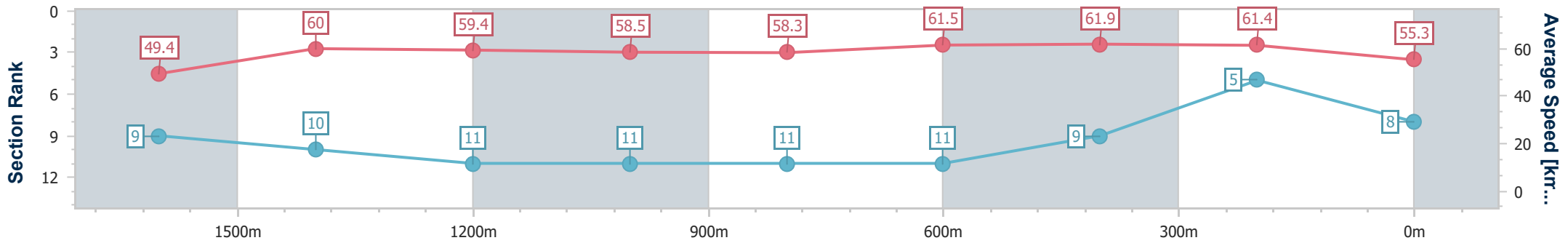
Race 1: HIGGINS COATINGS Maiden Plate - 1800m



14 February 2025 - 17:38

Track Rating: Soft 6, Weather: Fine, Rail Position: +7m Entire

Section	Overall	1600m	1400m	1200m	1000m	800m	600m	400m	200m
Section Times	1:52.15 [8] (0:14.66)	1:37.49 [9] (0:12.13)	1:25.36 [10] (0:12.27)	1:13.09 [11] (0:12.31)	1:00.78 [11] (0:12.48)	0:48.30 [11] (0:11.80)	0:36.50 [11] (0:11.73)	0:24.77 [9] (0:11.76)	0:13.01 [5] (0:13.01)
Average Speed [km/h]	49.4	60.0	59.4	58.5	58.3	61.5	61.9	61.4	55.3
Top Speed [km/h]	59.7	61.9	61.3	60.2	61.8	62.4	63.5	63.6	59.6
Avg. Dist. to Rail [m]	5.6	3.3	3.9	3.9	3.1	1.5	1.6	5.2	5.0
Avg. Stride Freq. [Hz]	2.2	2.3	2.2	2.3	2.2	2.3	2.3	2.4	2.2
Avg. Stride Length [m]	6.2	7.2	7.4	7.2	7.3	7.4	7.4	7.2	6.9



- [] Ranking at each section and finish
- .-.- No data available at this section
- NA No data available



Horse/Jockey Name	Top Level
Final Rank	9
Fastest Section Time (Section)	0:11.61 (800m)
Top Speed [km/h] (Section)	62.4 (800m)
Race State	Finished



Sunshine Coast QLD Professional

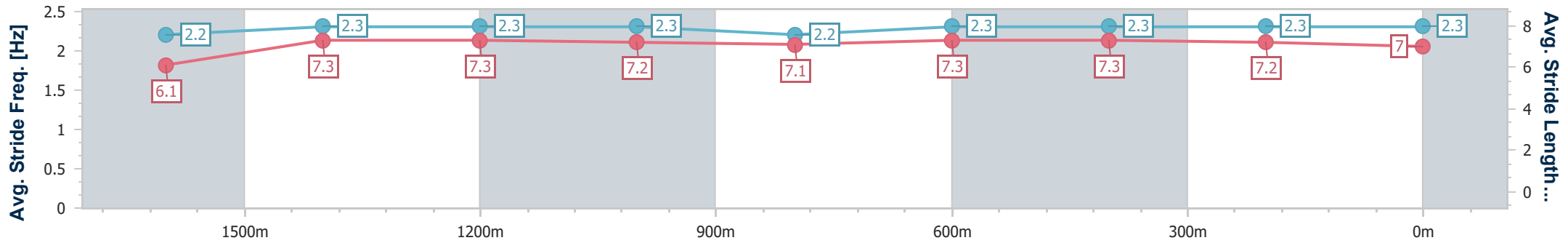
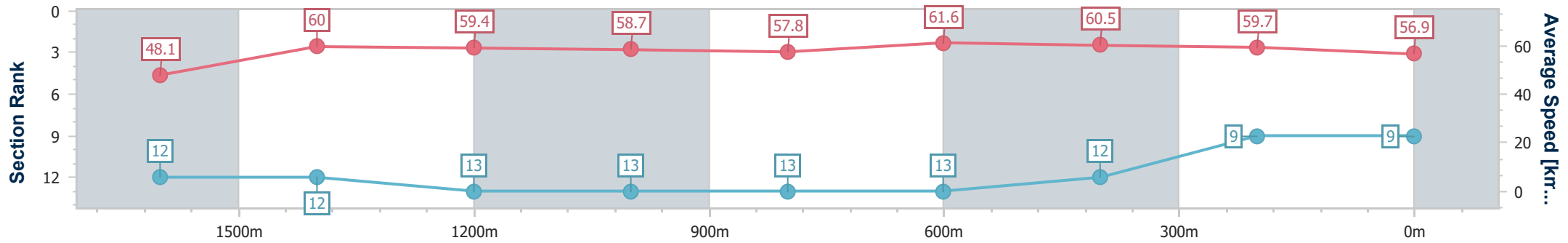
Race 1: HIGGINS COATINGS Maiden Plate - 1800m



14 February 2025 - 17:38

Track Rating: Soft 6, Weather: Fine, Rail Position: +7m Entire

Section	Overall	1600m	1400m	1200m	1000m	800m	600m	400m	200m
Section Times	1:52.53 [9] (0:15.13)	1:37.40 [12] (0:12.11)	1:25.29 [12] (0:12.25)	1:13.04 [13] (0:12.28)	1:00.76 [13] (0:12.56)	0:48.20 [13] (0:11.61)	0:36.59 [13] (0:11.87)	0:24.72 [12] (0:12.04)	0:12.68 [9] (0:12.68)
Average Speed [km/h]	48.1	60.0	59.4	58.7	57.8	61.6	60.5	59.7	56.9
Top Speed [km/h]	58.7	61.9	61.0	59.8	60.3	62.4	61.9	60.4	59.2
Avg. Dist. to Rail [m]	7.0	3.4	3.5	3.7	3.0	1.0	0.9	4.7	6.5
Avg. Stride Freq. [Hz]	2.2	2.3	2.3	2.3	2.2	2.3	2.3	2.3	2.3
Avg. Stride Length [m]	6.1	7.3	7.3	7.2	7.1	7.3	7.3	7.2	7.0



- [] Ranking at each section and finish
- .-.- No data available at this section
- NA No data available



Horse/Jockey Name	Stpeterscathedral
Final Rank	10
Fastest Section Time (Section)	0:11.97 (600m)
Top Speed [km/h] (Section)	62.7 (1600m)
Race State	Finished



Sunshine Coast QLD Professional

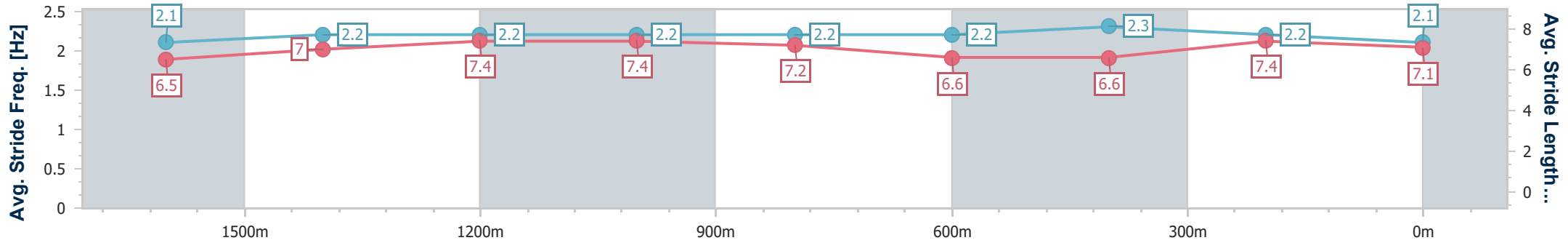
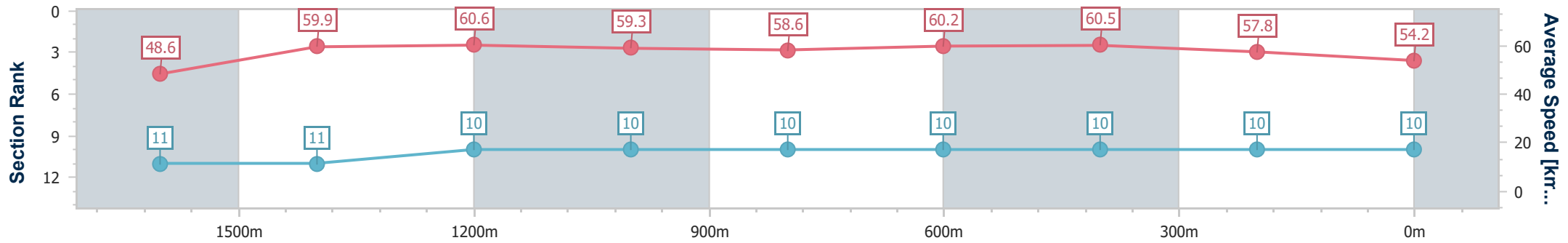
Race 1: HIGGINS COATINGS Maiden Plate - 1800m



14 February 2025 - 17:38

Track Rating: Soft 6, Weather: Fine, Rail Position: +7m Entire

Section	Overall	1600m	1400m	1200m	1000m	800m	600m	400m	200m			
Section Times	1:53.24 [10] (0:14.97)	1:38.27 [11] (0:12.10)	1:26.17 [11] (0:11.99)	1:14.18 [10] (0:12.12)	1:02.06 [10] (0:12.35)	0:49.71 [10] (0:12.01)	0:37.70 [10] (0:11.97)	0:25.73 [10] (0:12.45)	0:13.28 [10] (0:13.28)			
Average Speed [km/h]	48.6	59.9	60.6	59.3	58.6	60.2	60.5	57.8	54.2			
Top Speed [km/h]	58.1	62.7	62.1	60.8	59.8	61.5	61.5	58.7	56.2			
Avg. Dist. to Rail [m]	4.8	2.7	2.3	2.3	2.0	1.0	0.5	2.5	4.1			
Avg. Stride Freq. [Hz]	2.1	2.2	2.2	2.2	2.2	2.2	2.3	2.2	2.1			
Avg. Stride Length [m]	6.5	7.0	7.4	7.4	7.2	6.6	6.6	7.4	7.1			



- [] Ranking at each section and finish
- .-.- No data available at this section
- NA No data available



Horse/Jockey Name	Sassy Tap
Final Rank	11
Fastest Section Time (Section)	0:11.64 (1600m)
Top Speed [km/h] (Section)	62.6 (1600m)
Race State	Finished



Sunshine Coast QLD Professional

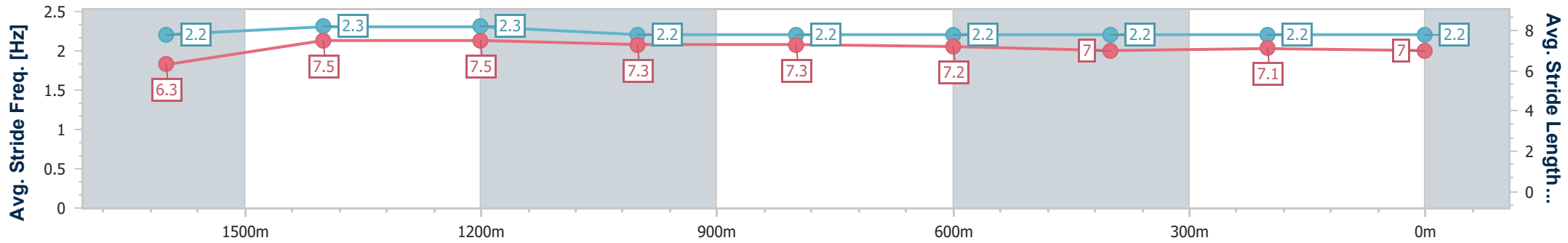
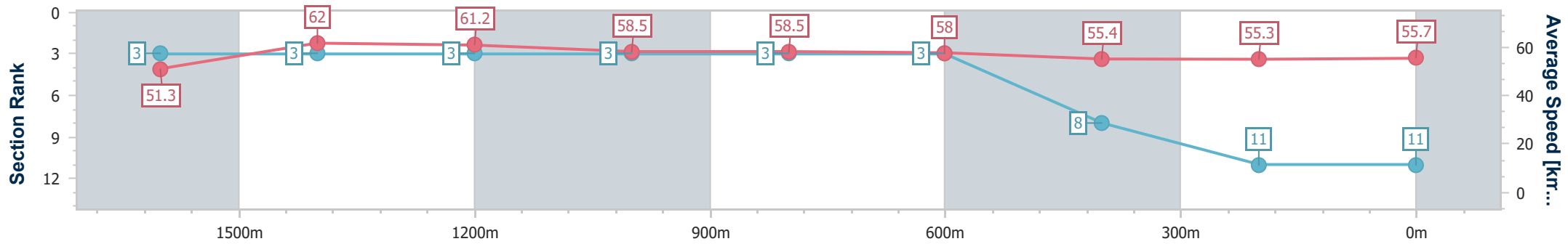
Race 1: HIGGINS COATINGS Maiden Plate - 1800m



14 February 2025 - 17:38

Track Rating: Soft 6, Weather: Fine, Rail Position: +7m Entire

Section	Overall	1600m	1400m	1200m	1000m	800m	600m	400m	200m			
Section Times	1:53.34 [11] (0:14.02)	1:39.32 [3] (0:11.64)	1:27.68 [3] (0:11.81)	1:15.87 [3] (0:12.33)	1:03.54 [3] (0:12.34)	0:51.20 [3] (0:12.33)	0:38.87 [3] (0:12.89)	0:25.98 [8] (0:13.06)	0:12.92 [11] (0:12.92)			
Average Speed [km/h]	51.3	62.0	61.2	58.5	58.5	58.0	55.4	55.3	55.7			
Top Speed [km/h]	62.1	62.6	62.2	59.9	59.4	59.2	58.2	56.5	56.4			
Avg. Dist. to Rail [m]	1.0	1.0	1.2	1.4	1.5	0.8	1.2	0.5	1.1			
Avg. Stride Freq. [Hz]	2.2	2.3	2.3	2.2	2.2	2.2	2.2	2.2	2.2			
Avg. Stride Length [m]	6.3	7.5	7.5	7.3	7.3	7.2	7.0	7.1	7.0			



- [] Ranking at each section and finish
- .-.- No data available at this section
- NA No data available



Horse/Jockey Name	Brand New Moon
Final Rank	12
Fastest Section Time (Section)	0:11.79 (1600m)
Top Speed [km/h] (Section)	62.5 (1600m)
Race State	Finished



Sunshine Coast QLD Professional

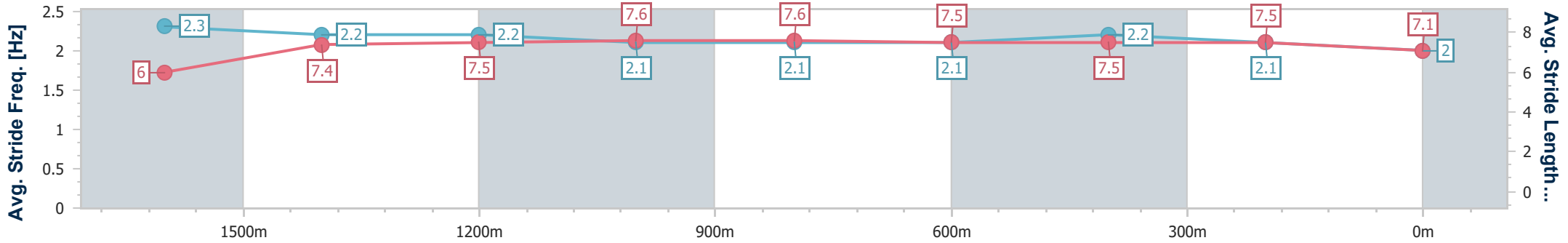
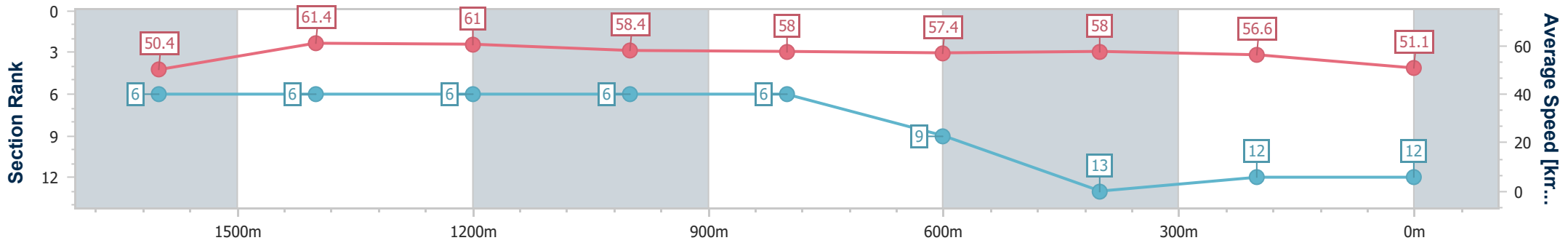
Race 1: HIGGINS COATINGS Maiden Plate - 1800m



14 February 2025 - 17:38

Track Rating: Soft 6, Weather: Fine, Rail Position: +7m Entire

Section	Overall	1600m	1400m	1200m	1000m	800m	600m	400m	200m			
Section Times	1:54.72 [12] (0:14.50)	1:40.22 [6] (0:11.79)	1:28.43 [6] (0:11.81)	1:16.62 [6] (0:12.35)	1:04.27 [6] (0:12.51)	0:51.76 [6] (0:12.52)	0:39.24 [9] (0:12.46)	0:26.78 [13] (0:12.68)	0:14.10 [12]			
Average Speed [km/h]	50.4	61.4	61.0	58.4	58.0	57.4	58.0	56.6	51.1			
Top Speed [km/h]	62.5	62.5	61.8	59.3	58.3	58.1	58.5	57.7	55.4			
Avg. Dist. to Rail [m]	8.9	1.8	1.4	1.5	1.8	0.2	0.4	2.8	3.5			
Avg. Stride Freq. [Hz]	2.3	2.2	2.2	2.1	2.1	2.1	2.2	2.1	2.0			
Avg. Stride Length [m]	6.0	7.4	7.5	7.6	7.6	7.5	7.5	7.5	7.1			



- [] Ranking at each section and finish
- .-.- No data available at this section
- NA No data available



Horse/Jockey Name	Lethally Stella
Final Rank	13
Fastest Section Time (Section)	0:11.51 (1600m)
Top Speed [km/h] (Section)	63.3 (1600m)
Race State	Finished



Sunshine Coast QLD Professional

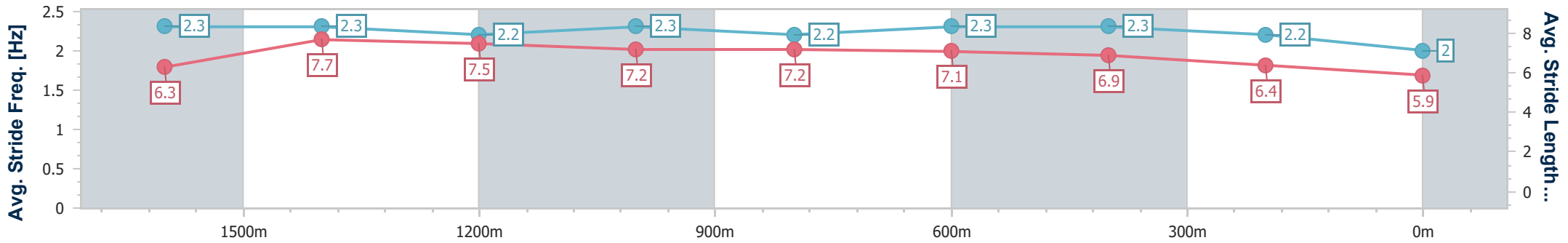
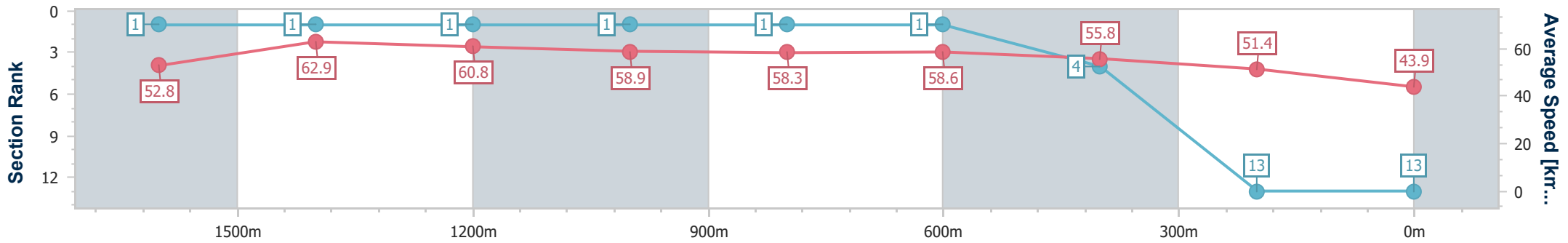
Race 1: HIGGINS COATINGS Maiden Plate - 1800m



14 February 2025 - 17:38

Track Rating: Soft 6, Weather: Fine, Rail Position: +7m Entire

Section	Overall	1600m	1400m	1200m	1000m	800m	600m	400m	200m			
Section Times	1:57.53 [13] (0:13.66)	1:43.87 [1] (0:11.51)	1:32.36 [1] (0:11.94)	1:20.42 [1] (0:12.23)	1:08.19 [1] (0:12.42)	0:55.77 [1] (0:12.45)	0:43.32 [1] (0:12.93)	0:30.39 [4] (0:13.97)	0:16.42 [13] (0:16.42)			
Average Speed [km/h]	52.8	62.9	60.8	58.9	58.3	58.6	55.8	51.4	43.9			
Top Speed [km/h]	62.8	63.3	62.5	59.7	59.1	59.1	58.0	54.2	48.9			
Avg. Dist. to Rail [m]	3.8	1.6	2.4	2.8	2.8	1.5	0.5	1.2	2.1			
Avg. Stride Freq. [Hz]	2.3	2.3	2.2	2.3	2.2	2.3	2.3	2.2	2.0			
Avg. Stride Length [m]	6.3	7.7	7.5	7.2	7.2	7.1	6.9	6.4	5.9			



- [] Ranking at each section and finish
- .-.- No data available at this section
- NA No data available