



# Sunshine Coast QLD Professional

## Race 2: KAWANA WATERS HOTEL Maiden Plate - 1400m

14 February 2025 - 18:09



Track Rating: Soft 6, Weather: Fine, Rail Position: +7m Entire

Section		Field Times										Last 600m	
		Overall	1200m	1000m	800m	600m	400m						
		1:25.72 (0:13.77)	1:11.95 (0:11.89)	1:00.06 (0:12.56)	0:47.50 (0:12.73)	0:34.77 (0:11.85)	0:22.92 (0:11.10)	0:34.77					
Rank	TAB	Horse/Jockey	Barrier	Top Speed [km/h]	Fastest Section							Distance Travelled [m]	
1	4	RHUVAAL Cobi Vitler	4	66.7 400m	0:10.97 400m	1:25.72 [1] (0:14.29)	1:11.43 [6] (0:12.11)	0:59.32 [6] (0:12.65)	0:46.67 [6] (0:12.49)	0:34.18 [8] (0:11.75)	0:22.43 [6] (0:10.97)	0:34.18	
2	15	SOME STYLE Angela Jones	13	65.9 400m	0:11.14 400m	1:25.93 [2] (0:13.79)	1:12.14 [2] (0:12.06)	1:00.08 [2] (0:12.53)	0:47.55 [2] (0:12.64)	0:34.91 [2] (0:11.78)	0:23.13 [1] (0:11.14)	0:34.91	-1
3	12	SKIEDA Michael Rodd	8	65.8 400m	0:11.10 400m	1:26.07 [3] (0:13.84)	1:12.23 [3] (0:12.13)	1:00.10 [3] (0:12.64)	0:47.46 [3] (0:12.58)	0:34.88 [4] (0:11.86)	0:23.02 [4] (0:11.10)	0:34.88	-3
4	5	BEST COFFEE Ron Stewart	14	66.4 400m	0:11.06 400m	1:26.10 [4] (0:13.77)	1:12.33 [1] (0:11.89)	1:00.44 [1] (0:12.56)	0:47.88 [1] (0:12.73)	0:35.15 [1] (0:11.89)	0:23.26 [2] (0:11.06)	0:35.15	-1
5	13	FASHION FLASH Samantha Collett	3	65.3 400m	0:11.15 400m	1:26.20 [5] (0:14.08)	1:12.12 [5] (0:12.05)	1:00.07 [4] (0:12.59)	0:47.48 [4] (0:12.44)	0:35.04 [3] (0:11.89)	0:23.15 [3] (0:11.15)	0:35.04	-1
6	8	PERFECT DAWN Martin Harley	7	66.2 400m	0:11.15 400m	1:26.44 [6] (0:14.62)	1:11.82 [11] (0:12.07)	0:59.75 [10] (0:12.67)	0:47.08 [11] (0:12.37)	0:34.71 [11] (0:11.79)	0:22.92 [8] (0:11.15)	0:34.71	-2
7	11	SHOW ME THE STARS Dale Smith	2	64.3 600m	0:11.34 400m	1:26.72 [7] (0:14.04)	1:12.68 [4] (0:12.17)	1:00.51 [5] (0:12.61)	0:47.90 [5] (0:12.61)	0:35.29 [5] (0:11.71)	0:23.58 [5] (0:11.34)	0:35.29	-1
8	3	NAPA VALLEY Luke Dempsey	11	65.2 400m	0:11.15 400m	1:26.78 [8] (0:14.82)	1:11.96 [13] (0:12.11)	0:59.85 [12] (0:12.67)	0:47.18 [12] (0:12.38)	0:34.80 [14] (0:11.86)	0:22.94 [12] (0:11.15)	0:34.80	-1
9	6	ENIDZEL Jake Bayliss	10	64.9 400m	0:11.28 400m	1:27.04 [9] (0:14.68)	1:12.36 [12] (0:12.37)	0:59.99 [13] (0:12.57)	0:47.42 [13] (0:12.19)	0:35.23 [12] (0:11.92)	0:23.31 [10] (0:11.28)	0:35.23	+0
10	1	BENZINO Brodie Moffat	12	62.7 400m	0:11.57 400m	1:27.04 [10] (0:14.61)	1:12.43 [10] (0:12.01)	1:00.42 [9] (0:12.57)	0:47.85 [9] (0:12.34)	0:35.51 [7] (0:11.96)	0:23.55 [7] (0:11.57)	0:35.51	+1

Scratched: Del Tito (#2), Warna (#9), Humid (#14)

[ ] Ranking at each section and finish  
 -:-:- No data available at this section  
 NA No data available

SCN Saddle cloth number  
 DNF Did not finish  
 DNT Did not track



# Sunshine Coast QLD Professional

## Race 2: KAWANA WATERS HOTEL Maiden Plate - 1400m

14 February 2025 - 18:09



Track Rating: Soft 6, Weather: Fine, Rail Position: +7m Entire

Section		Overall	1200m	1000m	800m	600m	400m	Last 600m				
Field Times		1:25.72 (0:13.77)	1:11.95 (0:11.89)	1:00.06 (0:12.56)	0:47.50 (0:12.73)	0:34.77 (0:11.85)	0:22.92 (0:11.10)	0:34.77				
Rank	TAB Horse/Jockey	Barrier	Top Speed [km/h]	Fastest Section	Distance Travelled [m]							
11	10 <b>BEGORRA</b> Damien Thornton	1	64.8 400m	0:11.29 400m	1:27.41 [11] (0:14.51)	1:12.90 [8] (0:12.00)	1:00.90 [8] (0:12.60)	0:48.30 [8] (0:12.59)	0:35.71 [9] (0:11.93)	0:23.78 [9] (0:11.29)	0:35.71	-2
12	16 <b>MISSILE AWAY</b> Minonette Kennedy	5	62.9 400m	0:11.56 400m	1:27.77 [12] (0:14.89)	1:12.88 [14] (0:12.32)	1:00.56 [14] (0:12.68)	0:47.88 [14] (0:12.04)	0:35.84 [13] (0:12.14)	0:23.70 [14] (0:11.56)	0:35.84	+4
13	7 <b>PARSIMONIOUS</b> Gabrielle Semmens	6	61.6 400m	0:11.83 400m	1:27.86 [13] (0:14.32)	1:13.54 [7] (0:12.09)	1:01.45 [7] (0:12.64)	0:48.81 [7] (0:12.43)	0:36.38 [6] (0:12.26)	0:24.12 [11] (0:11.83)	0:36.38	+1
14	17 <b>RUBOS</b> Micheal Hellyer	9	62.5 600m	0:11.69 400m	1:27.96 [14] (0:14.58)	1:13.38 [9] (0:12.21)	1:01.17 [11] (0:12.57)	0:48.60 [10] (0:12.36)	0:36.24 [10] (0:12.16)	0:24.08 [13] (0:11.69)	0:36.24	+5

Scratched: Del Tito (#2), Warna (#9), Humid (#14)

[ ] Ranking at each section and finish  
 -:-:-:- No data available at this section  
 NA No data available

SCN Saddle cloth number  
 DNF Did not finish  
 DNT Did not track



# Sunshine Coast QLD Professional

## Race 2: KAWANA WATERS HOTEL Maiden Plate - 1400m

14 February 2025 - 18:09



Track Rating: Soft 6, Weather: Fine, Rail Position: +7m Entire

Section							200m			Last 600m
Field Times							0:11.82			0:34.77
							(0:11.82)			
Rank	TAB	Horse/Jockey	Barrier	Top Speed [km/h]	Fastest Section	Margin			Distance Travelled [m]	
1	4	<b>RHUVAAAL</b> Cobi Vitler	4	66.7 400m	0:10.97 400m	0:11.46 [5] (0:11.46)	1:25.72		0:34.18	
2	15	<b>SOME STYLE</b> Angela Jones	13	65.9 400m	0:11.14 400m	0:11.99 [2] (0:11.99)	1L		0:34.91 -1	
3	12	<b>SKIEDA</b> Michael Rodd	8	65.8 400m	0:11.10 400m	0:11.92 [3] (0:11.92)	1.8L		0:34.88 -3	
4	5	<b>BEST COFFEE</b> Ron Stewart	14	66.4 400m	0:11.06 400m	0:12.20 [1] (0:12.20)	2L		0:35.15 -1	
5	13	<b>FASHION FLASH</b> Samantha Collett	3	65.3 400m	0:11.15 400m	0:12.00 [4] (0:12.00)	2.4L		0:35.04 -1	
6	8	<b>PERFECT DAWN</b> Martin Harley	7	66.2 400m	0:11.15 400m	0:11.77 [7] (0:11.77)	3.7L		0:34.71 -2	
7	11	<b>SHOW ME THE STARS</b> Dale Smith	2	64.3 600m	0:11.34 400m	0:12.24 [6] (0:12.24)	5.2L		0:35.29 -1	
8	3	<b>NAPA VALLEY</b> Luke Dempsey	11	65.2 400m	0:11.15 400m	0:11.79 [9] (0:11.79)	5.4L		0:34.80 -1	
9	6	<b>ENIDZEL</b> Jake Bayliss	10	64.9 400m	0:11.28 400m	0:12.03 [10] (0:12.03)	6.9L		0:35.23 +0	
10	1	<b>BENZINO</b> Brodie Moffat	12	62.7 400m	0:11.57 400m	0:11.98 [11] (0:11.98)	7L		0:35.51 +1	

Scratched: Del Tito (#2), Warna (#9), Humid (#14)

[ ] Ranking at each section and finish  
 -:-:- No data available at this section  
 NA No data available

SCN Saddle cloth number  
 DNF Did not finish  
 DNT Did not track



# Sunshine Coast QLD Professional

## Race 2: KAWANA WATERS HOTEL Maiden Plate - 1400m

14 February 2025 - 18:09



Track Rating: Soft 6, Weather: Fine, Rail Position: +7m Entire

Section				200m				Last 600m		
Field Times				0:11.82 (0:11.82)				0:34.77		
Rank	TAB	Horse/Jockey	Barrier	Top Speed [km/h]	Fastest Section	Margin			Distance Travelled [m]	
11	10	<b>BEGORRA</b> Damien Thornton	1	64.8 400m	0:11.29 400m	0:12.49 [8] (0:12.49)	9L		0:35.71	-2
12	16	<b>MISSILE AWAY</b> Minonette Kennedy	5	62.9 400m	0:11.56 400m	0:12.14 [14] (0:12.14)	11L		0:35.84	+4
13	7	<b>PARSIMONIOUS</b> Gabrielle Semmens	6	61.6 400m	0:11.83 400m	0:12.29 [13] (0:12.29)	11.4L		0:36.38	+1
14	17	<b>RUBOS</b> Micheal Hellyer	9	62.5 600m	0:11.69 400m	0:12.39 [12] (0:12.39)	11.9L		0:36.24	+5

Scratched: Del Tito (#2), Warna (#9), Humid (#14)

[ ] Ranking at each section and finish  
 -:-:-:- No data available at this section  
 NA No data available

SCN Saddle cloth number  
 DNF Did not finish  
 DNT Did not track



Horse/Jockey Name	Rhuvaal
Final Rank	1
Fastest Section Time (Section)	0:10.97 (400m)
Top Speed [km/h] (Section)	66.7 (400m)
Race State	Finished



Sunshine Coast QLD Professional

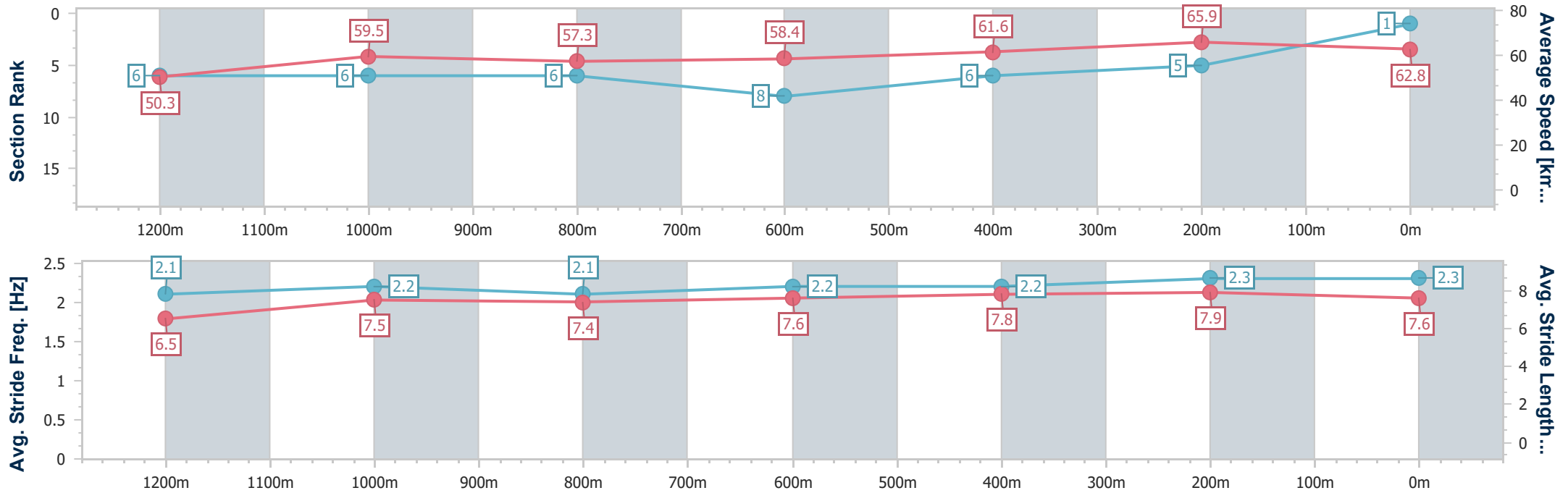
Race 2: KAWANA WATERS HOTEL Maiden Plate - 1400m



14 February 2025 - 18:09

Track Rating: Soft 6, Weather: Fine, Rail Position: +7m Entire

Section	Overall	1200m	1000m	800m	600m	400m	200m
Section Times	1:25.72 [1] (0:14.29)	1:11.43 [6] (0:12.11)	0:59.32 [6] (0:12.65)	0:46.67 [6] (0:12.49)	0:34.18 [8] (0:11.75)	0:22.43 [6] (0:10.97)	0:11.46 [5] (0:11.46)
Average Speed [km/h]	50.3	59.5	57.3	58.4	61.6	65.9	62.8
Top Speed [km/h]	62.8	61.6	59.5	59.3	65.3	66.7	64.8
Avg. Dist. to Rail [m]	5.0	3.2	3.0	2.1	1.0	1.5	1.3
Avg. Stride Freq. [Hz]	2.1	2.2	2.1	2.2	2.2	2.3	2.3
Avg. Stride Length [m]	6.5	7.5	7.4	7.6	7.8	7.9	7.6



- [ ] Ranking at each section and finish
- .-.- No data available at this section
- NA No data available



Horse/Jockey Name	Some Style
Final Rank	2
Fastest Section Time (Section)	0:11.14 (400m)
Top Speed [km/h] (Section)	65.9 (400m)
Race State	Finished



Sunshine Coast QLD Professional

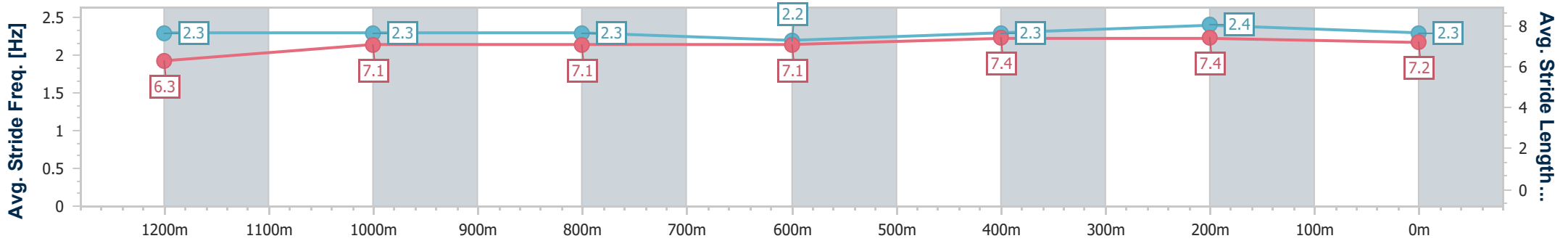
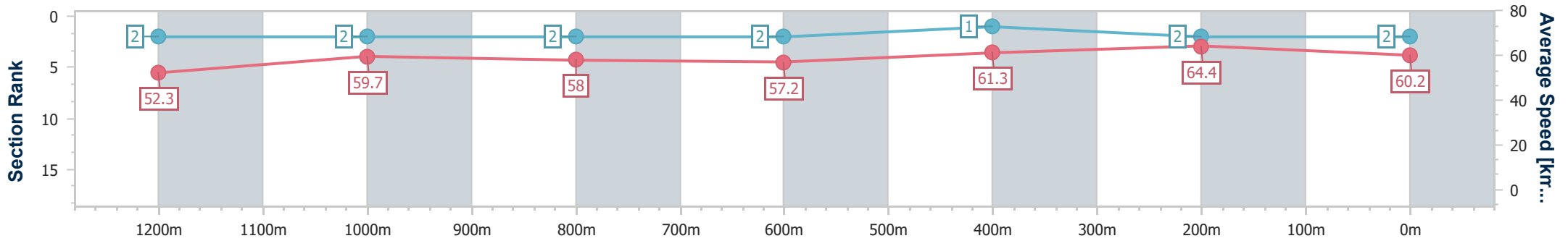
Race 2: KAWANA WATERS HOTEL Maiden Plate - 1400m



14 February 2025 - 18:09

Track Rating: Soft 6, Weather: Fine, Rail Position: +7m Entire

Section	Overall	1200m	1000m	800m	600m	400m	200m
Section Times	1:25.93 [2] (0:13.79)	1:12.14 [2] (0:12.06)	1:00.08 [2] (0:12.53)	0:47.55 [2] (0:12.64)	0:34.91 [2] (0:11.78)	0:23.13 [1] (0:11.14)	0:11.99 [2] (0:11.99)
Average Speed [km/h]	52.3	59.7	58.0	57.2	61.3	64.4	60.2
Top Speed [km/h]	63.7	61.8	58.5	58.6	64.5	65.9	63.7
Avg. Dist. to Rail [m]	9.8	3.2	2.7	1.3	0.4	0.4	0.6
Avg. Stride Freq. [Hz]	2.3	2.3	2.3	2.2	2.3	2.4	2.3
Avg. Stride Length [m]	6.3	7.1	7.1	7.1	7.4	7.4	7.2



- [ ] Ranking at each section and finish
- .-.- No data available at this section
- NA No data available



Horse/Jockey Name	Skieda
Final Rank	3
Fastest Section Time (Section)	0:11.10 (400m)
Top Speed [km/h] (Section)	65.8 (400m)
Race State	Finished



Sunshine Coast QLD Professional

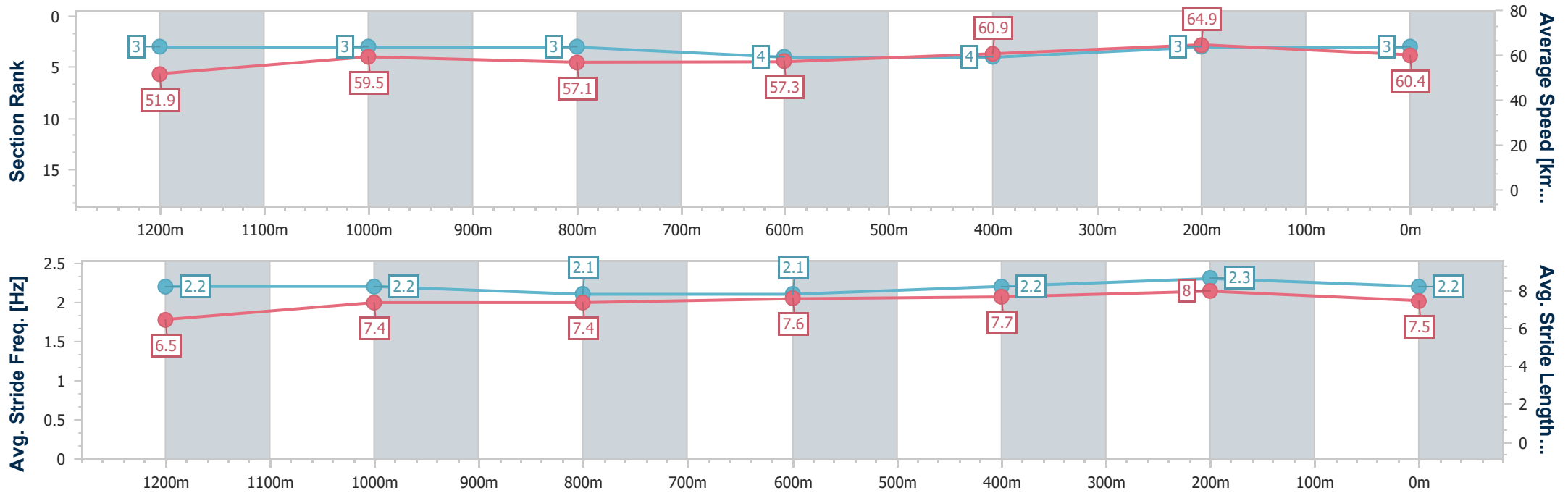
Race 2: KAWANA WATERS HOTEL Maiden Plate - 1400m



14 February 2025 - 18:09

Track Rating: Soft 6, Weather: Fine, Rail Position: +7m Entire

Section	Overall	1200m	1000m	800m	600m	400m	200m
Section Times	1:26.07 [3] (0:13.84)	1:12.23 [3] (0:12.13)	1:00.10 [3] (0:12.64)	0:47.46 [3] (0:12.58)	0:34.88 [4] (0:11.86)	0:23.02 [4] (0:11.10)	0:11.92 [3] (0:11.92)
Average Speed [km/h]	51.9	59.5	57.1	57.3	60.9	64.9	60.4
Top Speed [km/h]	63.8	63.0	57.8	58.1	63.9	65.8	63.8
Avg. Dist. to Rail [m]	7.3	2.6	2.2	0.5	1.1	4.5	5.3
Avg. Stride Freq. [Hz]	2.2	2.2	2.1	2.1	2.2	2.3	2.2
Avg. Stride Length [m]	6.5	7.4	7.4	7.6	7.7	8.0	7.5



- [ ] Ranking at each section and finish
- .-.- No data available at this section
- NA No data available



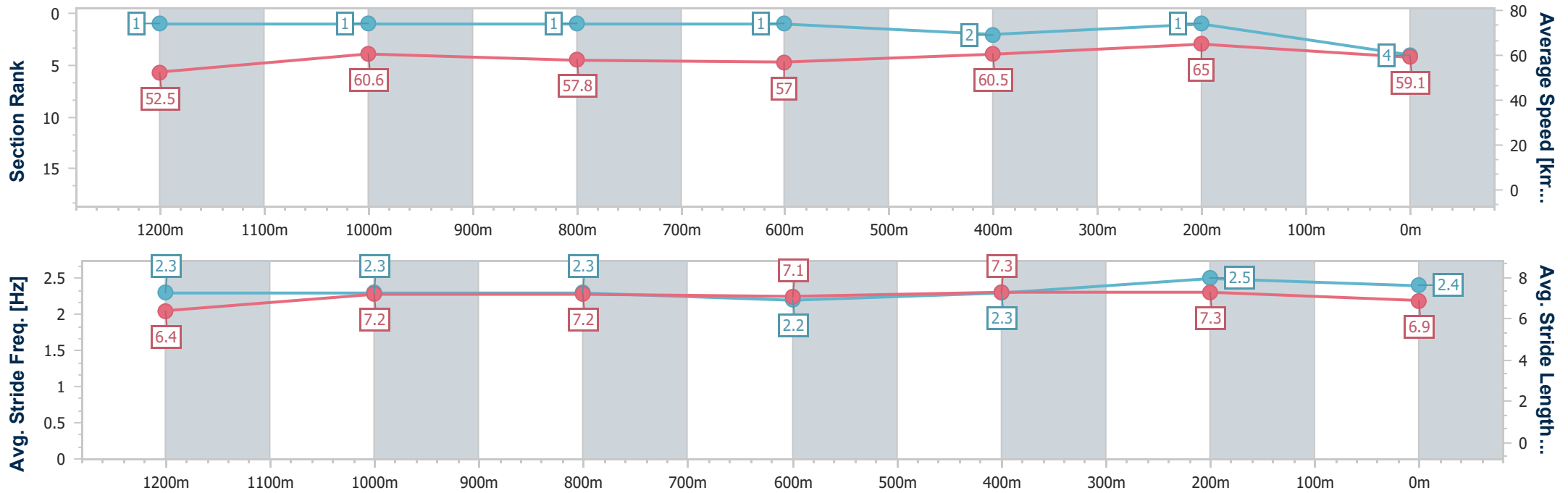
Horse/Jockey Name	Best Coffee
Final Rank	4
Fastest Section Time (Section)	0:11.06 (400m)
Top Speed [km/h] (Section)	66.4 (400m)
Race State	Finished



Sunshine Coast QLD Professional  
 Race 2: KAWANA WATERS HOTEL Maiden Plate - 1400m  
 14 February 2025 - 18:09  
 Track Rating: Soft 6, Weather: Fine, Rail Position: +7m Entire



Section	Overall	1200m	1000m	800m	600m	400m	200m
Section Times	1:26.10 [4] (0:13.77)	1:12.33 [1] (0:11.89)	1:00.44 [1] (0:12.56)	0:47.88 [1] (0:12.73)	0:35.15 [1] (0:11.89)	0:23.26 [2] (0:11.06)	0:12.20 [1] (0:12.20)
Average Speed [km/h]	52.5	60.6	57.8	57.0	60.5	65.0	59.1
Top Speed [km/h]	63.6	64.0	58.4	58.4	63.3	66.4	62.6
Avg. Dist. to Rail [m]	12.4	4.7	2.8	1.6	0.4	1.8	0.6
Avg. Stride Freq. [Hz]	2.3	2.3	2.3	2.2	2.3	2.5	2.4
Avg. Stride Length [m]	6.4	7.2	7.2	7.1	7.3	7.3	6.9



- [ ] Ranking at each section and finish
- .-.- No data available at this section
- NA No data available





Horse/Jockey Name	Fashion Flash
Final Rank	5
Fastest Section Time (Section)	0:11.15 (400m)
Top Speed [km/h] (Section)	65.3 (400m)
Race State	Finished



Sunshine Coast QLD Professional

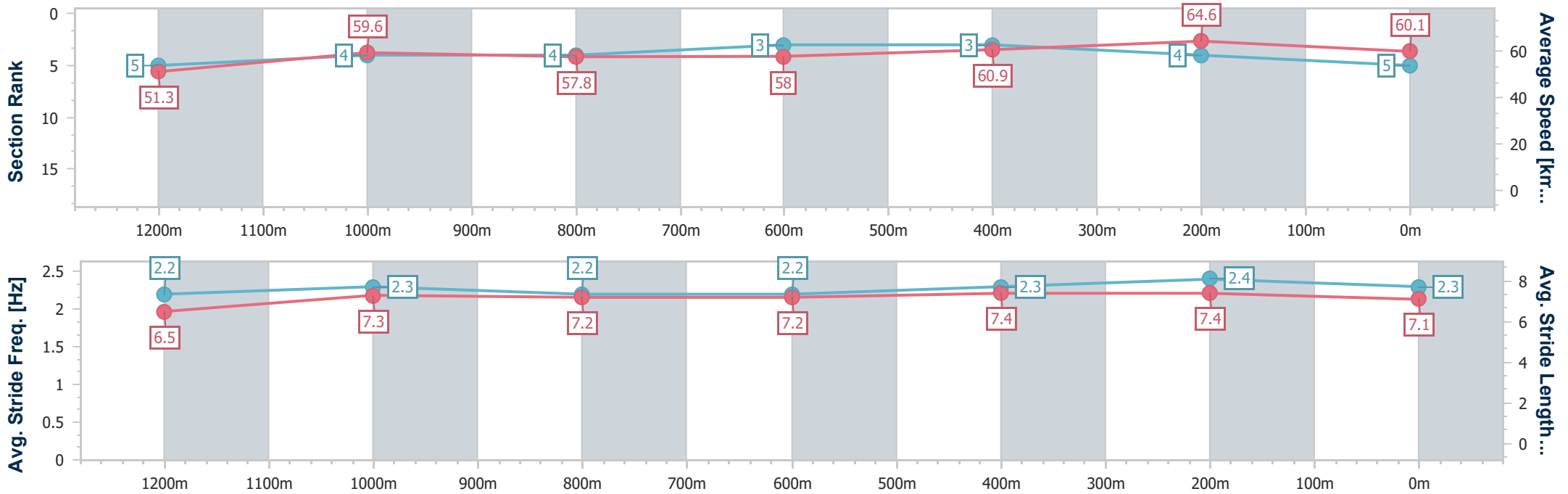
Race 2: KAWANA WATERS HOTEL Maiden Plate - 1400m



14 February 2025 - 18:09

Track Rating: Soft 6, Weather: Fine, Rail Position: +7m Entire

Section	Overall	1200m	1000m	800m	600m	400m	200m
Section Times	1:26.20 [5] (0:14.08)	1:12.12 [5] (0:12.05)	1:00.07 [4] (0:12.59)	0:47.48 [4] (0:12.44)	0:35.04 [3] (0:11.89)	0:23.15 [3] (0:11.15)	0:12.00 [4]
Average Speed [km/h]	51.3	59.6	57.8	58.0	60.9	64.6	60.1
Top Speed [km/h]	61.9	62.2	58.7	58.7	62.6	65.3	63.6
Avg. Dist. to Rail [m]	3.5	2.5	3.0	1.1	1.1	4.2	5.7
Avg. Stride Freq. [Hz]	2.2	2.3	2.2	2.2	2.3	2.4	2.3
Avg. Stride Length [m]	6.5	7.3	7.2	7.2	7.4	7.4	7.1



- [ ] Ranking at each section and finish
- .-.- No data available at this section
- NA No data available



Horse/Jockey Name	Perfect Dawn
Final Rank	6
Fastest Section Time (Section)	0:11.15 (400m)
Top Speed [km/h] (Section)	66.2 (400m)
Race State	Finished



Sunshine Coast QLD Professional

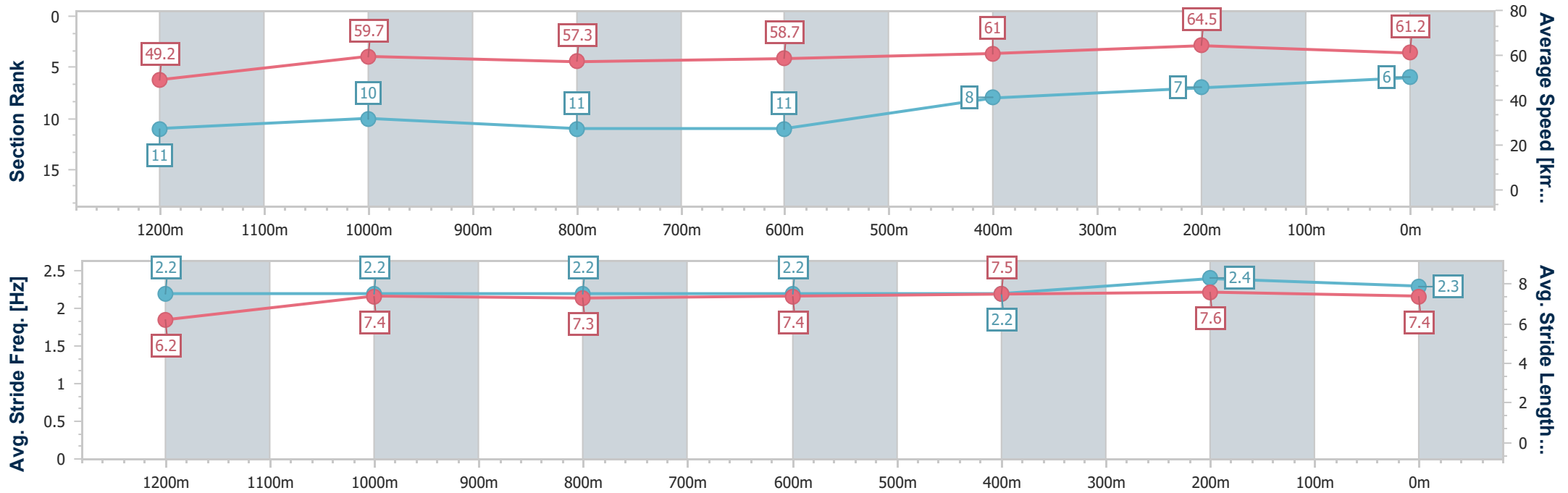
Race 2: KAWANA WATERS HOTEL Maiden Plate - 1400m



14 February 2025 - 18:09

Track Rating: Soft 6, Weather: Fine, Rail Position: +7m Entire

Section	Overall	1200m	1000m	800m	600m	400m	200m
Section Times	1:26.44 [6] (0:14.62)	1:11.82 [11] (0:12.07)	0:59.75 [10] (0:12.67)	0:47.08 [11] (0:12.37)	0:34.71 [11] (0:11.79)	0:22.92 [8] (0:11.15)	0:11.77 [7] (0:11.77)
Average Speed [km/h]	49.2	59.7	57.3	58.7	61.0	64.5	61.2
Top Speed [km/h]	60.3	61.6	59.8	59.9	65.7	66.2	63.3
Avg. Dist. to Rail [m]	7.3	4.1	3.4	1.2	0.4	1.8	3.3
Avg. Stride Freq. [Hz]	2.2	2.2	2.2	2.2	2.2	2.4	2.3
Avg. Stride Length [m]	6.2	7.4	7.3	7.4	7.5	7.6	7.4



- [ ] Ranking at each section and finish
- .-.- No data available at this section
- NA No data available



Horse/Jockey Name	Show Me The Stars
Final Rank	7
Fastest Section Time (Section)	0:11.34 (400m)
Top Speed [km/h] (Section)	64.3 (600m)
Race State	Finished



Sunshine Coast QLD Professional

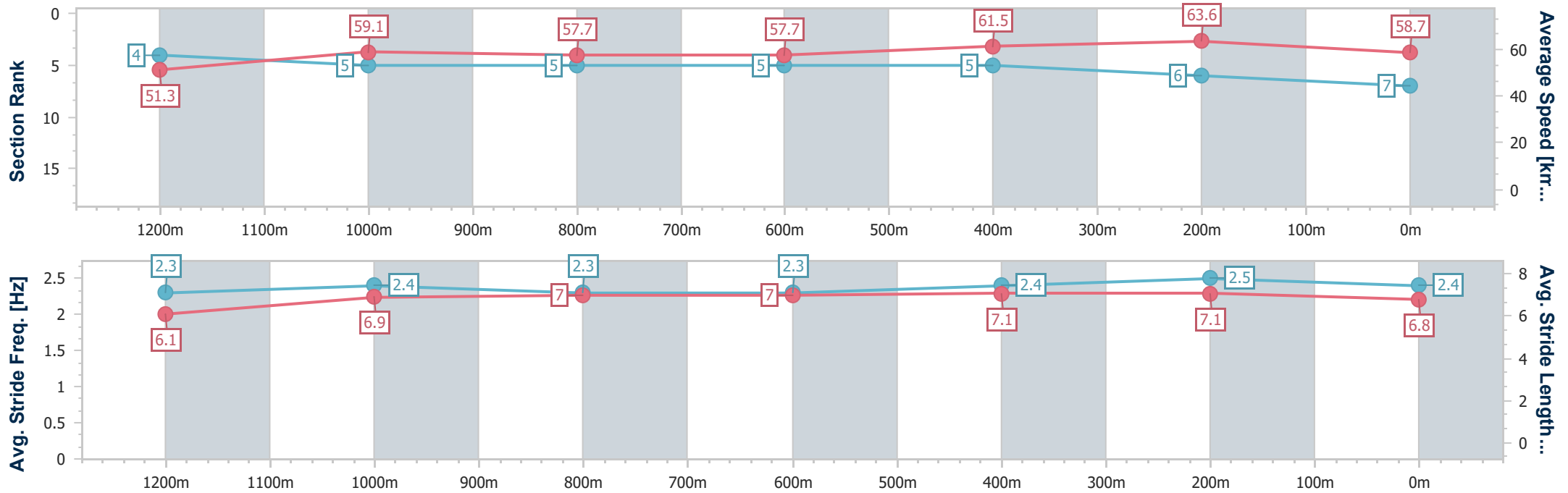
Race 2: KAWANA WATERS HOTEL Maiden Plate - 1400m



14 February 2025 - 18:09

Track Rating: Soft 6, Weather: Fine, Rail Position: +7m Entire

Section	Overall	1200m	1000m	800m	600m	400m	200m
Section Times	1:26.72 [7] (0:14.04)	1:12.68 [4] (0:12.17)	1:00.51 [5] (0:12.61)	0:47.90 [5] (0:12.61)	0:35.29 [5] (0:11.71)	0:23.58 [5] (0:11.34)	0:12.24 [6] (0:12.24)
Average Speed [km/h]	51.3	59.1	57.7	57.7	61.5	63.6	58.7
Top Speed [km/h]	62.6	61.6	58.9	58.5	64.3	64.1	62.3
Avg. Dist. to Rail [m]	3.3	3.3	3.1	1.9	0.5	1.2	1.7
Avg. Stride Freq. [Hz]	2.3	2.4	2.3	2.3	2.4	2.5	2.4
Avg. Stride Length [m]	6.1	6.9	7.0	7.0	7.1	7.1	6.8



- [ ] Ranking at each section and finish
- .-.- No data available at this section
- NA No data available



Horse/Jockey Name	Napa Valley
Final Rank	8
Fastest Section Time (Section)	0:11.15 (400m)
Top Speed [km/h] (Section)	65.2 (400m)
Race State	Finished



Sunshine Coast QLD Professional

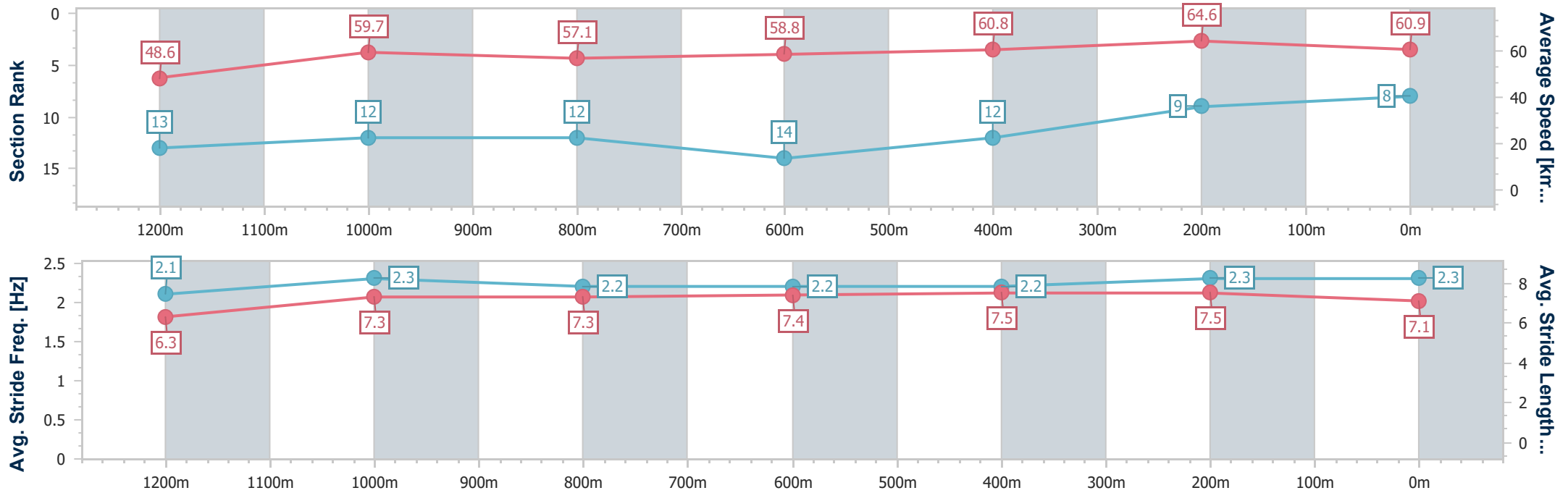
Race 2: KAWANA WATERS HOTEL Maiden Plate - 1400m



14 February 2025 - 18:09

Track Rating: Soft 6, Weather: Fine, Rail Position: +7m Entire

Section	Overall	1200m	1000m	800m	600m	400m	200m
Section Times	1:26.78 [8] (0:14.82)	1:11.96 [13] (0:12.11)	0:59.85 [12] (0:12.67)	0:47.18 [12] (0:12.38)	0:34.80 [14] (0:11.86)	0:22.94 [12] (0:11.15)	0:11.79 [9] (0:11.79)
Average Speed [km/h]	48.6	59.7	57.1	58.8	60.8	64.6	60.9
Top Speed [km/h]	60.8	60.9	59.9	60.3	64.9	65.2	64.0
Avg. Dist. to Rail [m]	8.4	3.7	3.2	1.8	0.3	2.1	3.0
Avg. Stride Freq. [Hz]	2.1	2.3	2.2	2.2	2.2	2.3	2.3
Avg. Stride Length [m]	6.3	7.3	7.3	7.4	7.5	7.5	7.1



- [ ] Ranking at each section and finish
- .-.- No data available at this section
- NA No data available



Horse/Jockey Name	Enidzel
Final Rank	9
Fastest Section Time (Section)	0:11.28 (400m)
Top Speed [km/h] (Section)	64.9 (400m)
Race State	Finished



Sunshine Coast QLD Professional

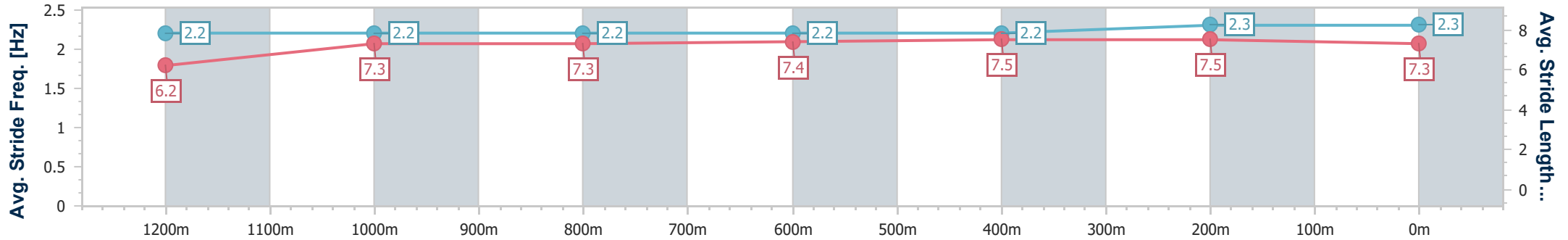
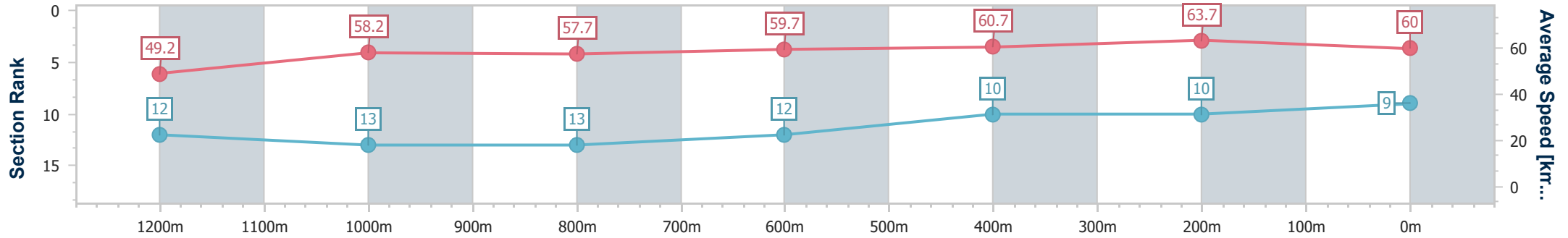
Race 2: KAWANA WATERS HOTEL Maiden Plate - 1400m



14 February 2025 - 18:09

Track Rating: Soft 6, Weather: Fine, Rail Position: +7m Entire

Section	Overall	1200m	1000m	800m	600m	400m	200m
Section Times	1:27.04 [9] (0:14.68)	1:12.36 [12] (0:12.37)	0:59.99 [13] (0:12.57)	0:47.42 [13] (0:12.19)	0:35.23 [12] (0:11.92)	0:23.31 [10] (0:11.28)	0:12.03 [10] (0:12.03)
Average Speed [km/h]	49.2	58.2	57.7	59.7	60.7	63.7	60.0
Top Speed [km/h]	59.8	60.0	60.0	61.1	64.3	64.9	63.1
Avg. Dist. to Rail [m]	8.6	4.5	2.8	1.9	0.9	2.5	4.7
Avg. Stride Freq. [Hz]	2.2	2.2	2.2	2.2	2.2	2.3	2.3
Avg. Stride Length [m]	6.2	7.3	7.3	7.4	7.5	7.5	7.3



- [ ] Ranking at each section and finish
- .-.- No data available at this section
- NA No data available



Horse/Jockey Name	Benzino
Final Rank	10
Fastest Section Time (Section)	0:11.57 (400m)
Top Speed [km/h] (Section)	62.7 (400m)
Race State	Finished



Sunshine Coast QLD Professional

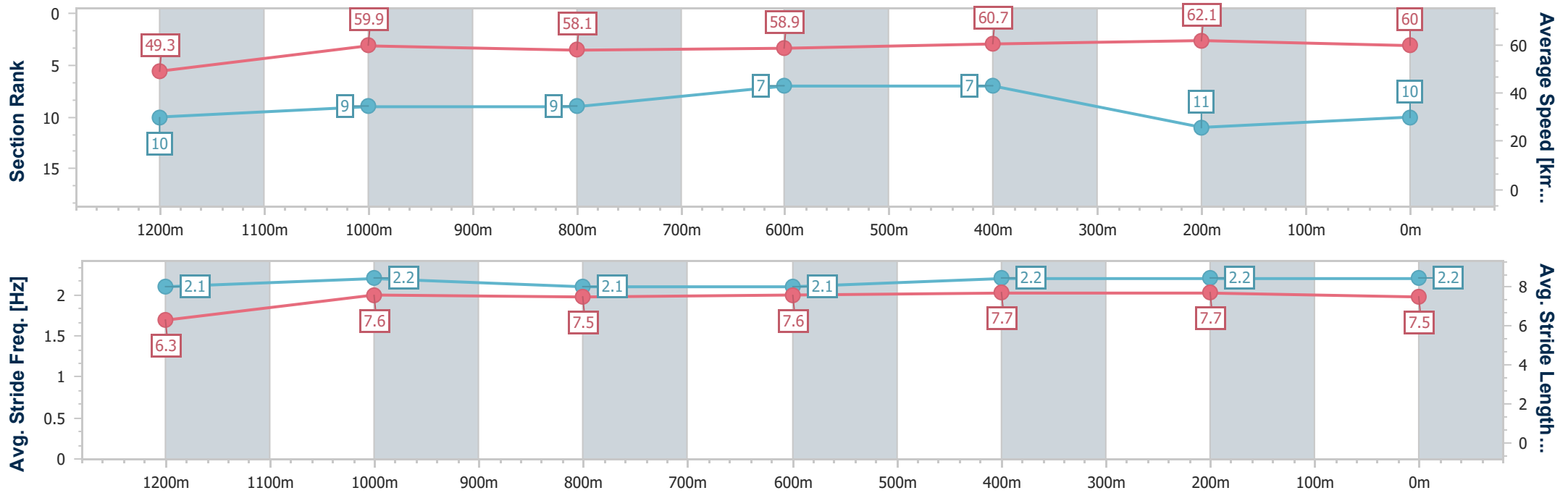
Race 2: KAWANA WATERS HOTEL Maiden Plate - 1400m



14 February 2025 - 18:09

Track Rating: Soft 6, Weather: Fine, Rail Position: +7m Entire

Section	Overall	1200m	1000m	800m	600m	400m	200m
Section Times	1:27.04 [10] (0:14.61)	1:12.43 [10] (0:12.01)	1:00.42 [9] (0:12.57)	0:47.85 [9] (0:12.34)	0:35.51 [7] (0:11.96)	0:23.55 [7] (0:11.57)	0:11.98 [11] (0:11.98)
Average Speed [km/h]	49.3	59.9	58.1	58.9	60.7	62.1	60.0
Top Speed [km/h]	60.4	61.2	58.9	60.5	62.2	62.7	61.9
Avg. Dist. to Rail [m]	10.9	6.1	5.1	2.1	1.0	4.0	7.3
Avg. Stride Freq. [Hz]	2.1	2.2	2.1	2.1	2.2	2.2	2.2
Avg. Stride Length [m]	6.3	7.6	7.5	7.6	7.7	7.7	7.5



- [ ] Ranking at each section and finish
- .-.- No data available at this section
- NA No data available



Horse/Jockey Name	Begorra
Final Rank	11
Fastest Section Time (Section)	0:11.29 (400m)
Top Speed [km/h] (Section)	64.8 (400m)
Race State	Finished



Sunshine Coast QLD Professional

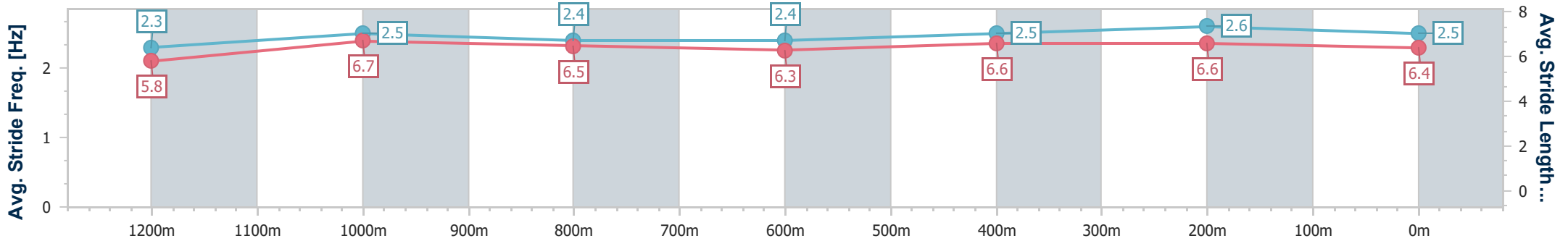
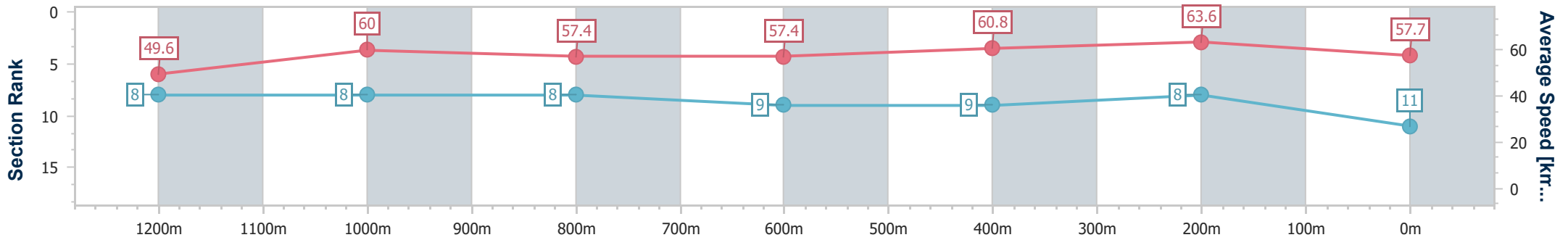
Race 2: KAWANA WATERS HOTEL Maiden Plate - 1400m



14 February 2025 - 18:09

Track Rating: Soft 6, Weather: Fine, Rail Position: +7m Entire

Section	Overall	1200m	1000m	800m	600m	400m	200m
Section Times	1:27.41 [11] (0:14.51)	1:12.90 [8] (0:12.00)	1:00.90 [8] (0:12.60)	0:48.30 [8] (0:12.59)	0:35.71 [9] (0:11.93)	0:23.78 [9] (0:11.29)	0:12.49 [8] (0:12.49)
Average Speed [km/h]	49.6	60.0	57.4	57.4	60.8	63.6	57.7
Top Speed [km/h]	61.8	62.1	58.7	58.7	64.0	64.8	61.7
Avg. Dist. to Rail [m]	2.0	1.5	1.3	0.7	0.9	3.0	3.2
Avg. Stride Freq. [Hz]	2.3	2.5	2.4	2.4	2.5	2.6	2.5
Avg. Stride Length [m]	5.8	6.7	6.5	6.3	6.6	6.6	6.4



- [ ] Ranking at each section and finish
- .-.- No data available at this section
- NA No data available



Horse/Jockey Name	Missile Away
Final Rank	12
Fastest Section Time (Section)	0:11.56 (400m)
Top Speed [km/h] (Section)	62.9 (400m)
Race State	Finished



Sunshine Coast QLD Professional

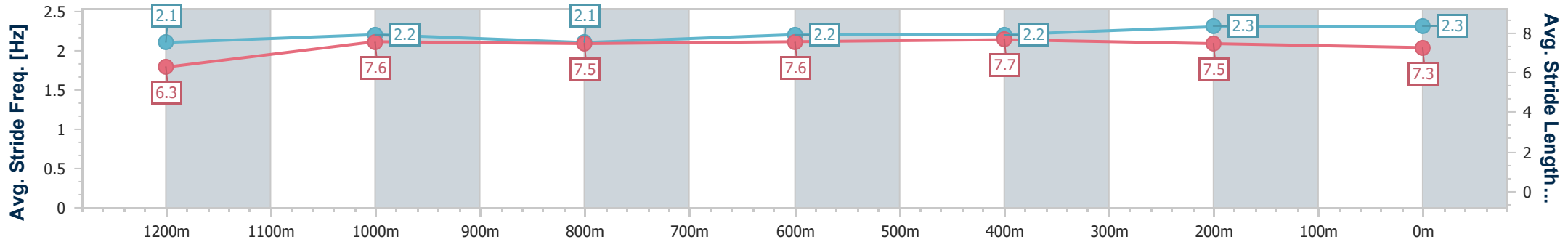
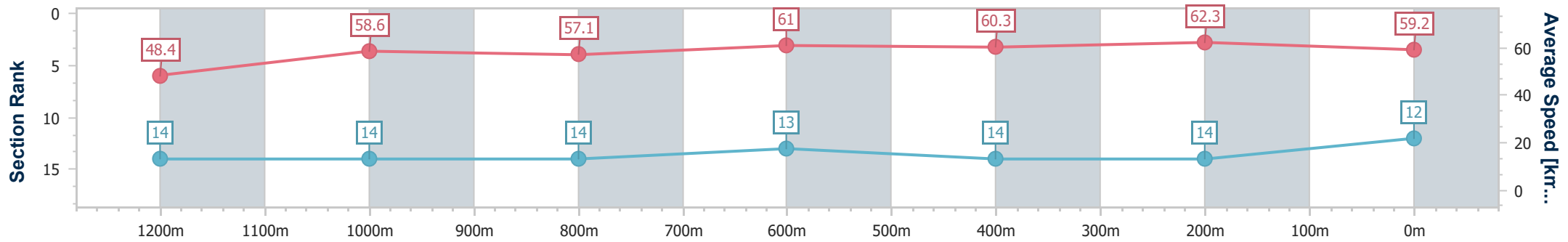
Race 2: KAWANA WATERS HOTEL Maiden Plate - 1400m



14 February 2025 - 18:09

Track Rating: Soft 6, Weather: Fine, Rail Position: +7m Entire

Section	Overall	1200m	1000m	800m	600m	400m	200m
Section Times	1:27.77 [12] (0:14.89)	1:12.88 [14] (0:12.32)	1:00.56 [14] (0:12.68)	0:47.88 [14] (0:12.04)	0:35.84 [13] (0:12.14)	0:23.70 [14] (0:11.56)	0:12.14 [14] (0:12.14)
Average Speed [km/h]	48.4	58.6	57.1	61.0	60.3	62.3	59.2
Top Speed [km/h]	60.2	59.6	61.1	62.1	62.0	62.9	61.6
Avg. Dist. to Rail [m]	5.3	3.1	3.1	3.2	2.9	8.0	7.6
Avg. Stride Freq. [Hz]	2.1	2.2	2.1	2.2	2.2	2.3	2.3
Avg. Stride Length [m]	6.3	7.6	7.5	7.6	7.7	7.5	7.3



- [ ] Ranking at each section and finish
- .-.- No data available at this section
- NA No data available





Horse/Jockey Name	Parsimonious
Final Rank	13
Fastest Section Time (Section)	0:11.83 (400m)
Top Speed [km/h] (Section)	61.6 (400m)
Race State	Finished



Sunshine Coast QLD Professional

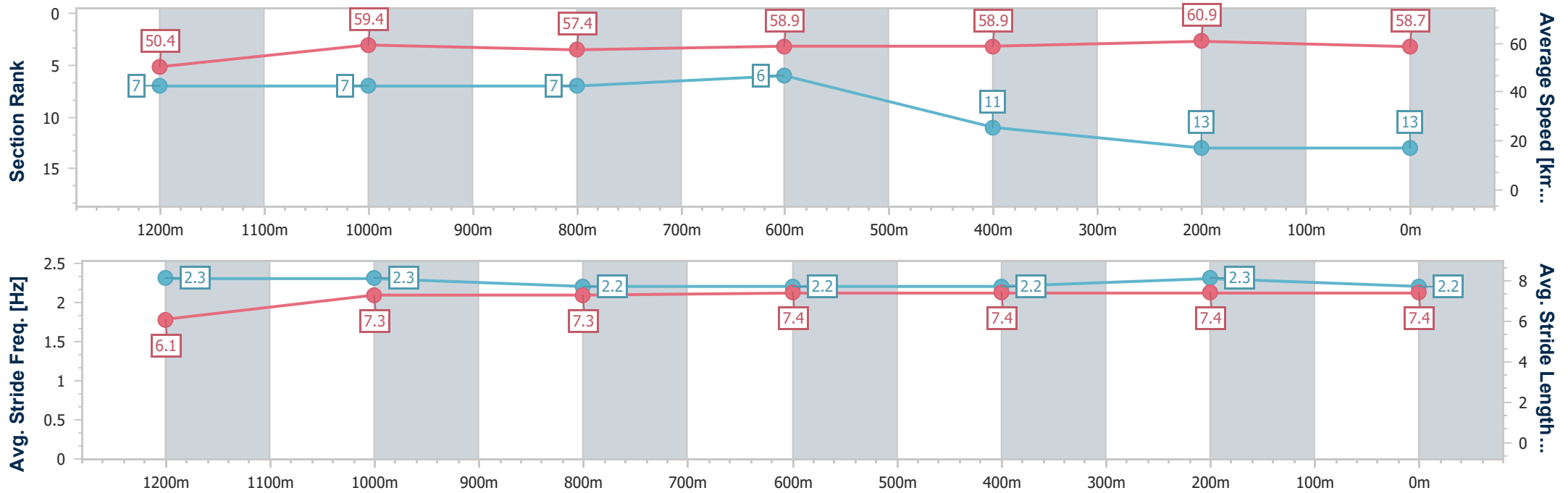
Race 2: KAWANA WATERS HOTEL Maiden Plate - 1400m



14 February 2025 - 18:09

Track Rating: Soft 6, Weather: Fine, Rail Position: +7m Entire

Section	Overall	1200m	1000m	800m	600m	400m	200m
Section Times	1:27.86 [13] (0:14.32)	1:13.54 [7] (0:12.09)	1:01.45 [7] (0:12.64)	0:48.81 [7] (0:12.43)	0:36.38 [6] (0:12.26)	0:24.12 [11] (0:11.83)	0:12.29 [13] (0:12.29)
Average Speed [km/h]	50.4	59.4	57.4	58.9	58.9	60.9	58.7
Top Speed [km/h]	61.2	60.9	60.2	60.0	60.1	61.6	60.6
Avg. Dist. to Rail [m]	6.9	4.0	3.8	2.3	1.0	2.9	2.5
Avg. Stride Freq. [Hz]	2.3	2.3	2.2	2.2	2.2	2.3	2.2
Avg. Stride Length [m]	6.1	7.3	7.3	7.4	7.4	7.4	7.4



- [ ] Ranking at each section and finish
- .-.- No data available at this section
- NA No data available



Horse/Jockey Name	Rubos
Final Rank	14
Fastest Section Time (Section)	0:11.69 (400m)
Top Speed [km/h] (Section)	62.5 (600m)
Race State	Finished



Sunshine Coast QLD Professional

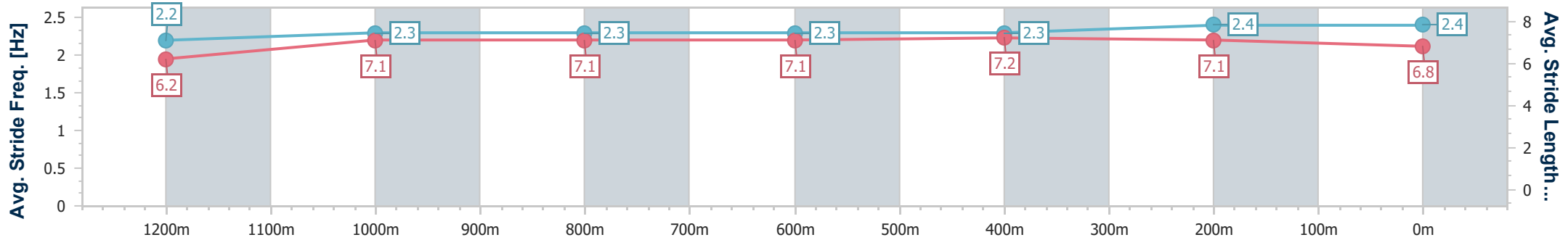
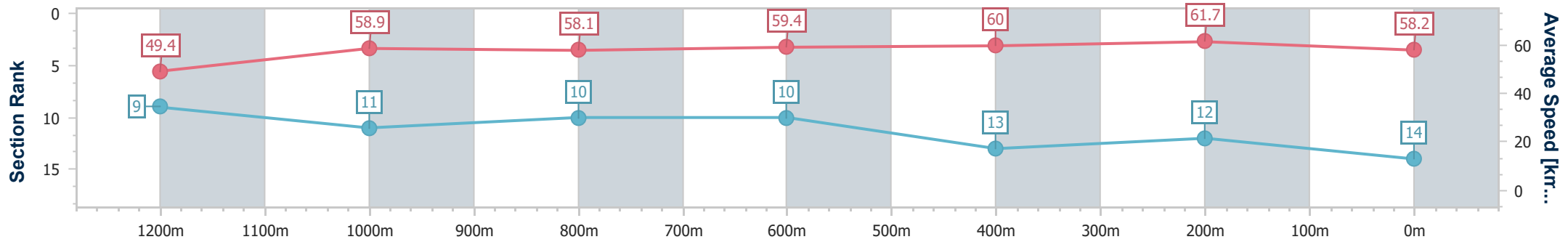
Race 2: KAWANA WATERS HOTEL Maiden Plate - 1400m



14 February 2025 - 18:09

Track Rating: Soft 6, Weather: Fine, Rail Position: +7m Entire

Section	Overall	1200m	1000m	800m	600m	400m	200m
Section Times	1:27.96 [14] (0:14.58)	1:13.38 [9] (0:12.21)	1:01.17 [11] (0:12.57)	0:48.60 [10] (0:12.36)	0:36.24 [10] (0:12.16)	0:24.08 [13] (0:11.69)	0:12.39 [12] (0:12.39)
Average Speed [km/h]	49.4	58.9	58.1	59.4	60.0	61.7	58.2
Top Speed [km/h]	60.0	59.9	59.6	60.8	62.5	62.2	60.3
Avg. Dist. to Rail [m]	8.6	5.0	4.4	3.5	2.5	4.4	5.1
Avg. Stride Freq. [Hz]	2.2	2.3	2.3	2.3	2.3	2.4	2.4
Avg. Stride Length [m]	6.2	7.1	7.1	7.1	7.2	7.1	6.8



- [ ] Ranking at each section and finish
- .-.- No data available at this section
- NA No data available