



# Sunshine Coast QLD Professional

## Race 3: KAWANA RUGBY LEAGUE - JUNIORS & SENIORS Maiden Plate - 1400m

14 February 2025 - 18:39



Track Rating: Soft 6, Weather: Fine, Rail Position: +7m Entire

Section		Overall	1200m	1000m	800m	600m	400m	Last 600m				
Field Times		1:25.32 (0:13.92)	1:11.40 (0:11.15)	1:00.25 (0:12.14)	0:48.11 (0:12.40)	0:35.71 (0:12.15)	0:23.56 (0:11.71)	0:35.71				
Rank	TAB Horse/Jockey	Barrier	Top Speed [km/h]	Fastest Section	Distance Travelled [m]							
1	11 PROMISCUOUS GIRL Boris Thornton	3	64.1	0:11.45	1:25.32 [1] (0:14.19)	1:11.13 [5] (0:11.54)	0:59.59 [5] (0:12.12)	0:47.47 [4] (0:12.37)	0:35.10 [4] (0:11.90)	0:23.20 [4] (0:11.45)	0:35.10	
2	10 MY MISCHKA Jace McMurray	7	65.7	0:11.15	1:25.34 [2] (0:13.92)	1:11.42 [1] (0:11.15)	1:00.27 [1] (0:12.14)	0:48.13 [1] (0:12.40)	0:35.73 [1] (0:12.15)	0:23.58 [1] (0:11.71)	0:35.73 -1	
3	13 GAGNANTE ENCHERE Jim Byrne	10	67.0	0:11.29	1:25.70 [3] (0:14.01)	1:11.69 [3] (0:11.29)	1:00.40 [3] (0:12.33)	0:48.07 [3] (0:12.35)	0:35.72 [3] (0:12.00)	0:23.72 [2] (0:11.50)	0:35.72 +3	
4	5 DUKEDOM Jake Bayliss	6	64.1	0:11.53	1:25.83 [4] (0:14.09)	1:11.74 [4] (0:11.59)	1:00.15 [4] (0:12.26)	0:47.89 [5] (0:12.31)	0:35.58 [5] (0:11.95)	0:23.63 [5] (0:11.53)	0:35.58 +3	
5	8 INVISIBLE TARGET Bailey Wheeler	2	64.4	0:11.51	1:25.93 [5] (0:14.47)	1:11.46 [10] (0:11.51)	0:59.95 [8] (0:12.18)	0:47.77 [6] (0:12.26)	0:35.51 [6] (0:11.92)	0:23.59 [6] (0:11.63)	0:35.51 -1	
6	3 OUT OF LUCK Samantha Collett	9	65.1	0:11.49	1:25.93 [6] (0:14.90)	1:11.03 [12] (0:11.49)	0:59.54 [11] (0:12.35)	0:47.19 [11] (0:12.12)	0:35.07 [10] (0:11.59)	0:23.48 [7] (0:11.61)	0:35.07 -8	
7	6 HENLEY ROOM Michael Rodd	8	63.5	0:11.60	1:26.31 [7] (0:14.31)	1:12.00 [7] (0:11.64)	1:00.36 [7] (0:12.33)	0:48.03 [7] (0:12.26)	0:35.77 [7] (0:11.96)	0:23.81 [9] (0:11.60)	0:35.77 +5	
8	12 ARTISTIC TOUCH Micheal Hellyer	12	62.9	0:11.73	1:26.77 [8] (0:14.27)	1:12.50 [6] (0:11.78)	1:00.72 [9] (0:12.31)	0:48.41 [8] (0:12.34)	0:36.07 [9] (0:11.88)	0:24.19 [10] (0:11.73)	0:36.07 +5	
9	1 CROC FIGHT Gabrielle Semmens	13	62.2	0:11.73	1:26.90 [9] (0:14.63)	1:12.27 [11] (0:11.86)	1:00.41 [12] (0:12.42)	0:47.99 [12] (0:12.26)	0:35.73 [12] (0:11.81)	0:23.92 [12] (0:11.73)	0:35.73 +3	
10	14 PUJITA Kyle Wilson-Taylor	4	64.4	0:11.53	1:26.91 [10] (0:14.40)	1:12.51 [8] (0:11.53)	1:00.98 [6] (0:12.45)	0:48.53 [9] (0:12.24)	0:36.29 [8] (0:11.86)	0:24.43 [8] (0:11.86)	0:36.29 +2	

Scratched: Il Patrigno (#7), Gartan (#2), Murmurs (#9)

[ ] Ranking at each section and finish  
 -:-:- No data available at this section  
 NA No data available

SCN Saddle cloth number  
 DNF Did not finish  
 DNT Did not track



**Sunshine Coast QLD Professional**  
**Race 3: KAWANA RUGBY LEAGUE - JUNIORS & SENIORS Maiden Plate**  
**- 1400m**

14 February 2025 - 18:39



Track Rating: Soft 6, Weather: Fine, Rail Position: +7m Entire

Section	Overall	1200m	1000m	800m	600m	400m	Last 600m
Field Times	1:25.32 (0:13.92)	1:11.40 (0:11.15)	1:00.25 (0:12.14)	0:48.11 (0:12.40)	0:35.71 (0:12.15)	0:23.56 (0:11.71)	0:35.71

Rank	TAB	Horse/Jockey	Barrier	Top Speed [km/h]	Fastest Section	Overall	1200m	1000m	800m	600m	400m	Last 600m	Distance Travelled [m]
11	4	<b>SAINTS WATER</b> Nathan Thomas	11	66.8 1200m	0:11.15 1200m	1:26.93 [11] (0:13.94)	1:12.99 [2] (0:11.15)	1:01.84 [2] (0:12.16)	0:49.68 [2] (0:12.50)	0:37.18 [2] (0:12.30)	0:24.88 [3] (0:12.23)	0:37.18	+4
12	15	<b>TSZYUYA</b> Angela Jones	5	63.3 400m	0:11.71 400m	1:26.98 [12] (0:14.46)	1:12.52 [9] (0:11.81)	1:00.71 [10] (0:12.36)	0:48.35 [10] (0:12.23)	0:36.12 [10] (0:11.90)	0:24.22 [11] (0:11.71)	0:36.12	+3
13	16	<b>THE MERCHANT</b> Minonette Kennedy	1	62.8 1200m	0:11.72 1200m	1:29.90 [13] (0:14.95)	1:14.95 [13] (0:11.72)	1:03.23 [13] (0:12.44)	0:50.79 [13] (0:12.33)	0:38.46 [13] (0:12.14)	0:26.32 [13] (0:12.38)	0:38.46	+4

Scratched: Il Patrigno (#7), Gartan (#2), Murmurs (#9)

[ ] Ranking at each section and finish  
 -:-:- No data available at this section  
 NA No data available

SCN Saddle cloth number  
 DNF Did not finish  
 DNT Did not track



**Sunshine Coast QLD Professional**  
**Race 3: KAWANA RUGBY LEAGUE - JUNIORS & SENIORS Maiden Plate**  
**- 1400m**

14 February 2025 - 18:39



Track Rating: Soft 6, Weather: Fine, Rail Position: +7m Entire

Section				200m			Last 600m			
Field Times				0:11.85			0:35.71			
				(0:11.85)						
Rank	TAB	Horse/Jockey	Barrier	Top Speed [km/h]	Fastest Section	Margin			Distance Travelled [m]	
1	11	<b>PROMISCUOUS GIRL</b>	3	64.1	0:11.45	0:11.75 [3]	1:25.32		0:35.10	
		Boris Thornton		Overall	400m	(0:11.75)				
2	10	<b>MY MISCHKA</b>	7	65.7	0:11.15	0:11.87 [1]	0.1L		0:35.73	-1
		Jace McMurray		1200m	1200m	(0:11.87)				
3	13	<b>GAGNANTE ENCHERE</b>	10	67.0	0:11.29	0:12.22 [2]	2.1L		0:35.72	+3
		Jim Byrne		Overall	1200m	(0:12.22)				
4	5	<b>DUKEDOM</b>	6	64.1	0:11.53	0:12.10 [4]	2.9L		0:35.58	+3
		Jake Bayliss		Overall	400m	(0:12.10)				
5	8	<b>INVISIBLE TARGET</b>	2	64.4	0:11.51	0:11.96 [5]	3.3L		0:35.51	-1
		Bailey Wheeler		1200m	1200m	(0:11.96)				
6	3	<b>OUT OF LUCK</b>	9	65.1	0:11.49	0:11.87 [6]	3.4L		0:35.07	-8
		Samantha Collett		1200m	1200m	(0:11.87)				
7	6	<b>HENLEY ROOM</b>	8	63.5	0:11.60	0:12.21 [7]	5.4L		0:35.77	+5
		Michael Rodd		Overall	400m	(0:12.21)				
8	12	<b>ARTISTIC TOUCH</b>	12	62.9	0:11.73	0:12.46 [9]	7.9L		0:36.07	+5
		Micheal Hellyer		1200m	400m	(0:12.46)				
9	1	<b>CROC FIGHT</b>	13	62.2	0:11.73	0:12.19 [12]	8.7L		0:35.73	+3
		Gabrielle Semmens		400m	400m	(0:12.19)				
10	14	<b>PUJITA</b>	4	64.4	0:11.53	0:12.57 [10]	8.8L		0:36.29	+2
		Kyle Wilson-Taylor		1200m	1200m	(0:12.57)				

Scratched: Il Patrigno (#7), Gartan (#2), Murmurs (#9)

[ ] Ranking at each section and finish  
 -:-:- No data available at this section  
 NA No data available

SCN Saddle cloth number  
 DNF Did not finish  
 DNT Did not track



**Sunshine Coast QLD Professional**  
**Race 3: KAWANA RUGBY LEAGUE - JUNIORS & SENIORS Maiden Plate**  
**- 1400m**  
**14 February 2025 - 18:39**



Track Rating: Soft 6, Weather: Fine, Rail Position: +7m Entire

Section				200m				Last 600m		
Field Times				0:11.85 (0:11.85)				0:35.71		
Rank	TAB	Horse/Jockey	Barrier	Top Speed [km/h]	Fastest Section	Margin			Distance Travelled [m]	
11	4	<b>SAINTS WATER</b>	11	66.8	0:11.15	0:12.65 [8]	8.9L		0:37.18	+4
		Nathan Thomas		1200m	1200m	(0:12.65)				
12	15	<b>TSZYUYA</b>	5	63.3	0:11.71	0:12.51 [11]	9.1L		0:36.12	+3
		Angela Jones		400m	400m	(0:12.51)				
13	16	<b>THE MERCHANT</b>	1	62.8	0:11.72	0:13.94 [13]	26.1L		0:38.46	+4
		Minonette Kennedy		1200m	1200m	(0:13.94)				

Scratched: Il Patrigno (#7), Gartan (#2), Murmurs (#9)

[ ] Ranking at each section and finish  
 -:-:- No data available at this section  
 NA No data available

SCN Saddle cloth number  
 DNF Did not finish  
 DNT Did not track



Horse/Jockey Name	Promiscuous Girl
Final Rank	1
Fastest Section Time (Section)	0:11.45 (400m)
Top Speed [km/h] (Section)	64.1 (Overall)
Race State	Finished



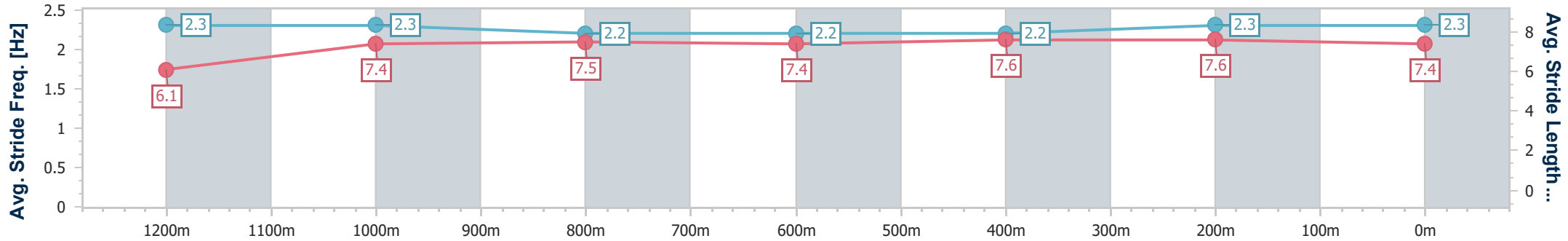
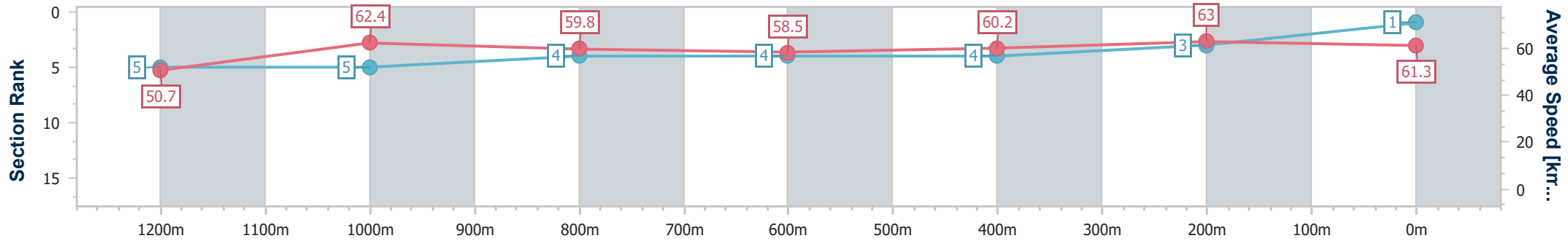
Sunshine Coast QLD Professional  
 Race 3: KAWANA RUGBY LEAGUE - JUNIORS & SENIORS  
 Maiden Plate - 1400m



14 February 2025 - 18:39

Track Rating: Soft 6, Weather: Fine, Rail Position: +7m Entire

Section	Overall	1200m	1000m	800m	600m	400m	200m
Section Times	1:25.32 [1] (0:14.19)	1:11.13 [5] (0:11.54)	0:59.59 [5] (0:12.12)	0:47.47 [4] (0:12.37)	0:35.10 [4] (0:11.90)	0:23.20 [4] (0:11.45)	0:11.75 [3] (0:11.75)
Average Speed [km/h]	50.7	62.4	59.8	58.5	60.2	63.0	61.3
Top Speed [km/h]	64.1	64.0	61.2	59.8	61.9	64.0	63.0
Avg. Dist. to Rail [m]	3.7	2.7	2.3	1.0	0.5	1.1	2.2
Avg. Stride Freq. [Hz]	2.3	2.3	2.2	2.2	2.2	2.3	2.3
Avg. Stride Length [m]	6.1	7.4	7.5	7.4	7.6	7.6	7.4



- [ ] Ranking at each section and finish
- .-.- No data available at this section
- NA No data available



Horse/Jockey Name	My Mischka
Final Rank	2
Fastest Section Time (Section)	0:11.15 (1200m)
Top Speed [km/h] (Section)	65.7 (1200m)
Race State	Finished



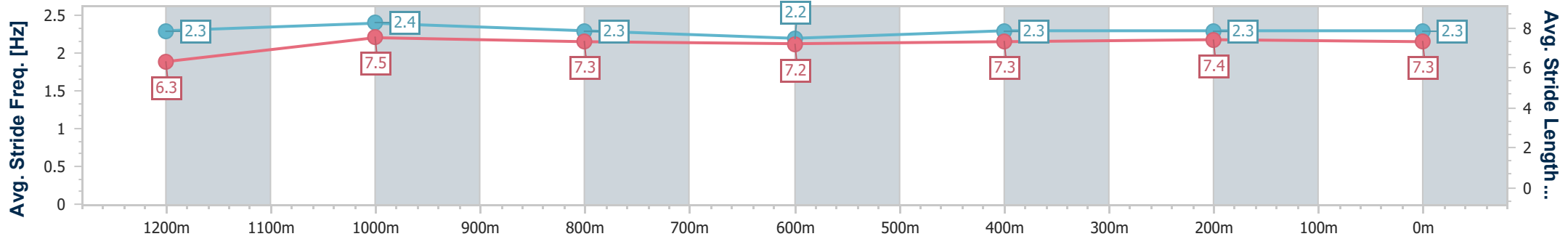
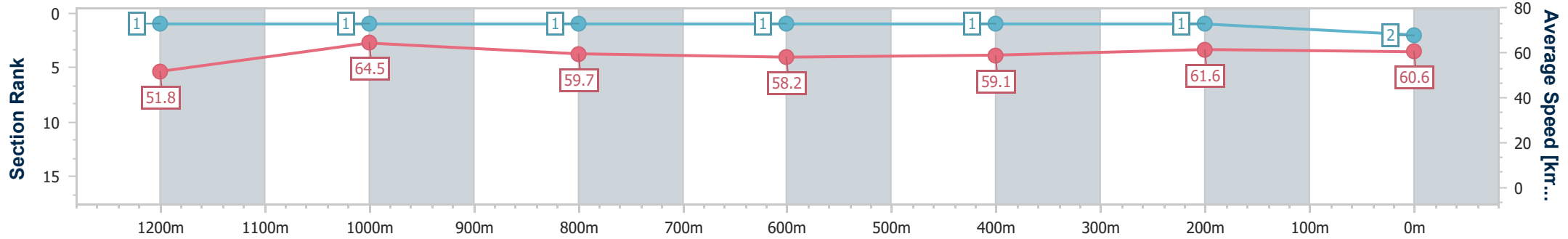
Sunshine Coast QLD Professional  
 Race 3: KAWANA RUGBY LEAGUE - JUNIORS & SENIORS  
 Maiden Plate - 1400m



14 February 2025 - 18:39

Track Rating: Soft 6, Weather: Fine, Rail Position: +7m Entire

Section	Overall	1200m	1000m	800m	600m	400m	200m
Section Times	1:25.34 [2] (0:13.92)	1:11.42 [1] (0:11.15)	1:00.27 [1] (0:12.14)	0:48.13 [1] (0:12.40)	0:35.73 [1] (0:12.15)	0:23.58 [1] (0:11.71)	0:11.87 [1] (0:11.87)
Average Speed [km/h]	51.8	64.5	59.7	58.2	59.1	61.6	60.6
Top Speed [km/h]	64.9	65.7	62.4	58.9	59.9	62.6	62.0
Avg. Dist. to Rail [m]	7.9	3.3	2.1	0.8	0.9	0.8	3.6
Avg. Stride Freq. [Hz]	2.3	2.4	2.3	2.2	2.3	2.3	2.3
Avg. Stride Length [m]	6.3	7.5	7.3	7.2	7.3	7.4	7.3



- [ ] Ranking at each section and finish
- .-.- No data available at this section
- NA No data available



Horse/Jockey Name	Gagnante Enchere
Final Rank	3
Fastest Section Time (Section)	0:11.29 (1200m)
Top Speed [km/h] (Section)	67.0 (Overall)
Race State	Finished



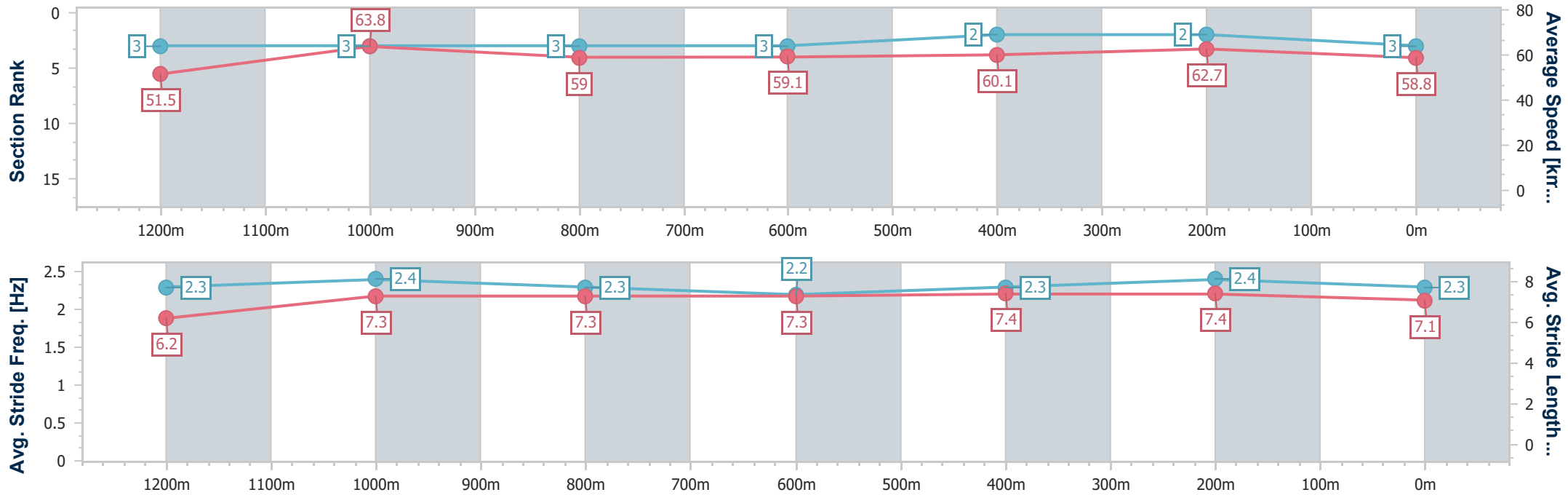
Sunshine Coast QLD Professional  
 Race 3: KAWANA RUGBY LEAGUE - JUNIORS & SENIORS  
 Maiden Plate - 1400m



14 February 2025 - 18:39

Track Rating: Soft 6, Weather: Fine, Rail Position: +7m Entire

Section	Overall	1200m	1000m	800m	600m	400m	200m
Section Times	1:25.70 [3] (0:14.01)	1:11.69 [3] (0:11.29)	1:00.40 [3] (0:12.33)	0:48.07 [3] (0:12.35)	0:35.72 [3] (0:12.00)	0:23.72 [2] (0:11.50)	0:12.22 [2] (0:12.22)
Average Speed [km/h]	51.5	63.8	59.0	59.1	60.1	62.7	58.8
Top Speed [km/h]	67.0	66.6	61.8	59.6	62.2	63.8	61.8
Avg. Dist. to Rail [m]	10.3	5.2	3.7	2.1	0.4	1.3	4.3
Avg. Stride Freq. [Hz]	2.3	2.4	2.3	2.2	2.3	2.4	2.3
Avg. Stride Length [m]	6.2	7.3	7.3	7.3	7.4	7.4	7.1



- [ ] Ranking at each section and finish
- .-.- No data available at this section
- NA No data available



Horse/Jockey Name	Dukedom
Final Rank	4
Fastest Section Time (Section)	0:11.53 (400m)
Top Speed [km/h] (Section)	64.1 (Overall)
Race State	Finished



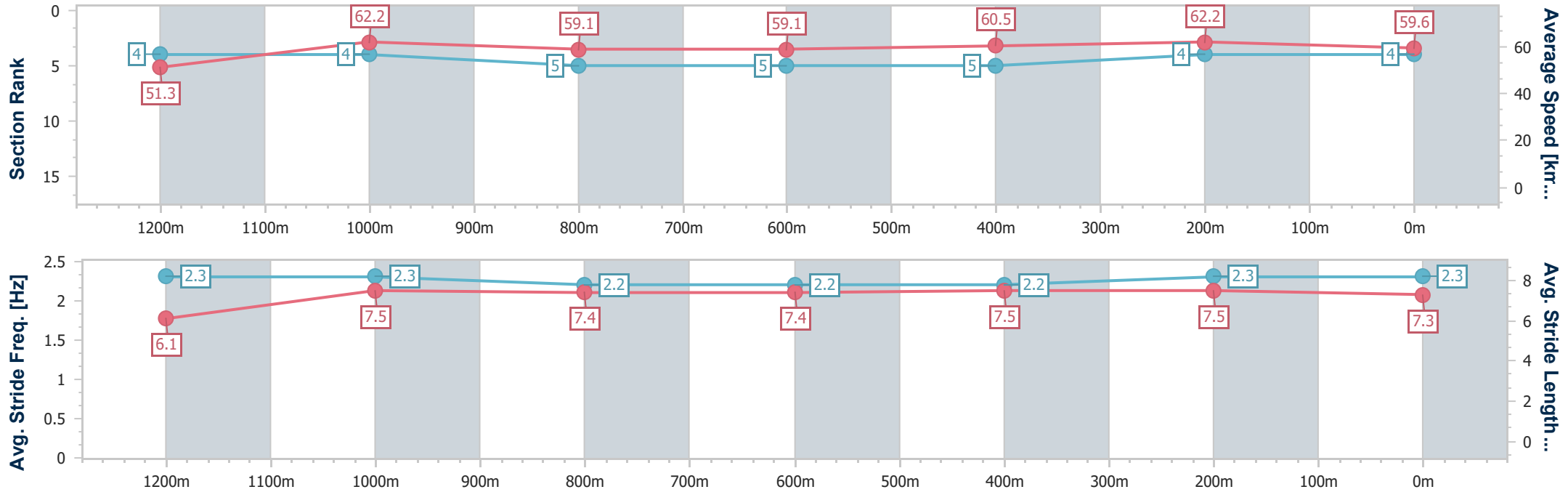
Sunshine Coast QLD Professional  
 Race 3: KAWANA RUGBY LEAGUE - JUNIORS & SENIORS  
 Maiden Plate - 1400m



14 February 2025 - 18:39

Track Rating: Soft 6, Weather: Fine, Rail Position: +7m Entire

Section	Overall	1200m	1000m	800m	600m	400m	200m
Section Times	1:25.83 [4] (0:14.09)	1:11.74 [4] (0:11.59)	1:00.15 [4] (0:12.26)	0:47.89 [5] (0:12.31)	0:35.58 [5] (0:11.95)	0:23.63 [5] (0:11.53)	0:12.10 [4] (0:12.10)
Average Speed [km/h]	51.3	62.2	59.1	59.1	60.5	62.2	59.6
Top Speed [km/h]	64.1	64.0	60.7	60.0	62.7	63.9	61.4
Avg. Dist. to Rail [m]	6.3	4.3	3.4	1.7	0.2	2.0	2.7
Avg. Stride Freq. [Hz]	2.3	2.3	2.2	2.2	2.2	2.3	2.3
Avg. Stride Length [m]	6.1	7.5	7.4	7.4	7.5	7.5	7.3



- [ ] Ranking at each section and finish
- .-.- No data available at this section
- NA No data available





Horse/Jockey Name	Invisible Target
Final Rank	5
Fastest Section Time (Section)	0:11.51 (1200m)
Top Speed [km/h] (Section)	64.4 (1200m)
Race State	Finished



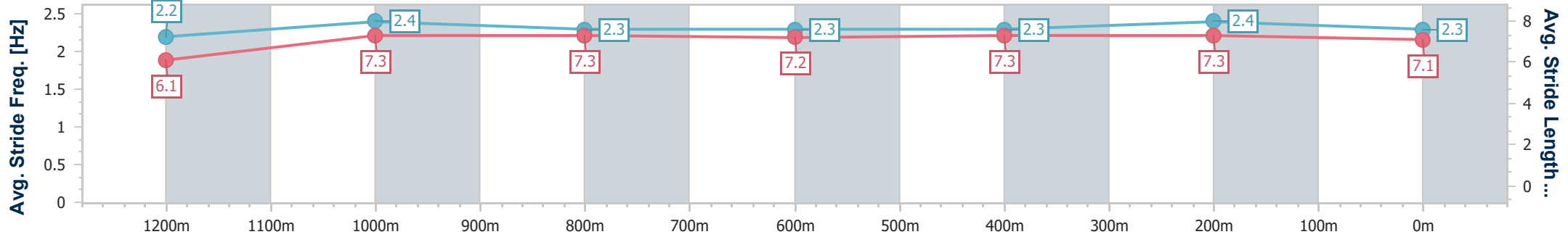
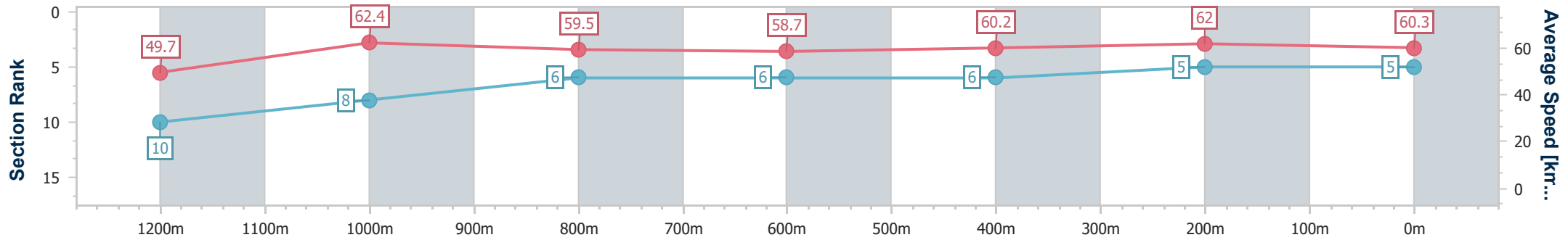
Sunshine Coast QLD Professional  
 Race 3: KAWANA RUGBY LEAGUE - JUNIORS & SENIORS  
 Maiden Plate - 1400m



14 February 2025 - 18:39

Track Rating: Soft 6, Weather: Fine, Rail Position: +7m Entire

Section	Overall	1200m	1000m	800m	600m	400m	200m
Section Times	1:25.93 [5] (0:14.47)	1:11.46 [10] (0:11.51)	0:59.95 [8] (0:12.18)	0:47.77 [6] (0:12.26)	0:35.51 [6] (0:11.92)	0:23.59 [6] (0:11.63)	0:11.96 [5] (0:11.96)
Average Speed [km/h]	49.7	62.4	59.5	58.7	60.2	62.0	60.3
Top Speed [km/h]	63.0	64.4	60.7	59.7	62.2	63.0	62.4
Avg. Dist. to Rail [m]	4.0	3.7	2.8	0.6	1.0	2.5	3.8
Avg. Stride Freq. [Hz]	2.2	2.4	2.3	2.3	2.3	2.4	2.3
Avg. Stride Length [m]	6.1	7.3	7.3	7.2	7.3	7.3	7.1



- [ ] Ranking at each section and finish
- .-.- No data available at this section
- NA No data available



Horse/Jockey Name	Out Of Luck
Final Rank	6
Fastest Section Time (Section)	0:11.49 (1200m)
Top Speed [km/h] (Section)	65.1 (1200m)
Race State	Finished



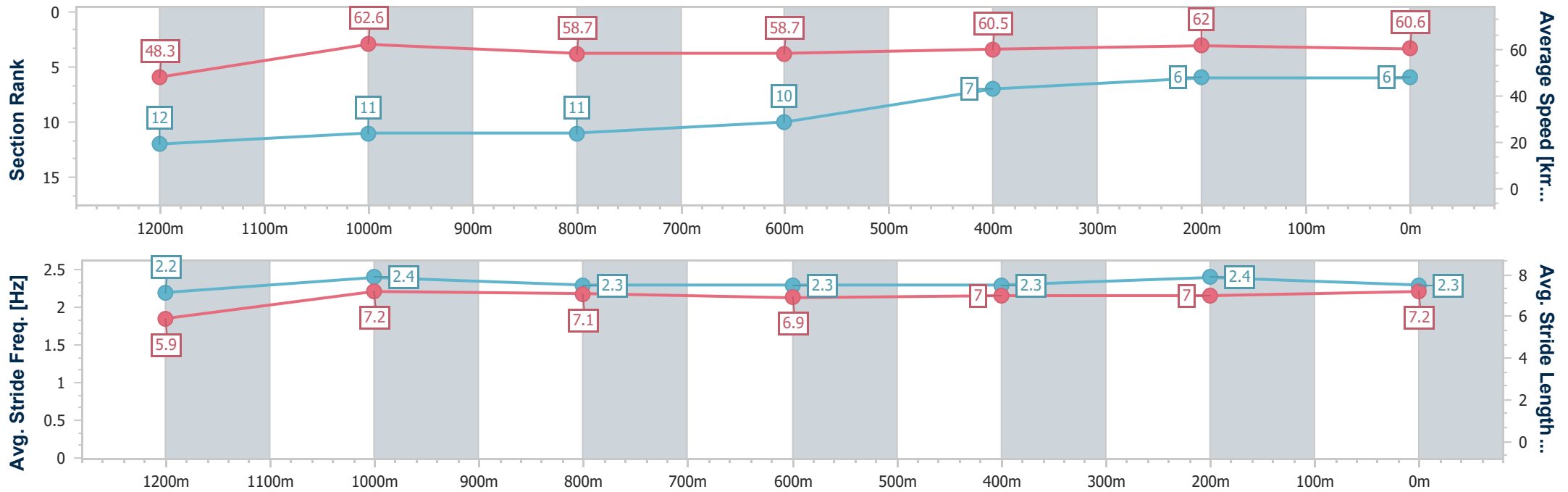
Sunshine Coast QLD Professional  
 Race 3: KAWANA RUGBY LEAGUE - JUNIORS & SENIORS  
 Maiden Plate - 1400m



14 February 2025 - 18:39

Track Rating: Soft 6, Weather: Fine, Rail Position: +7m Entire

Section	Overall	1200m	1000m	800m	600m	400m	200m
Section Times	1:25.93 [6] (0:14.90)	1:11.03 [12] (0:11.49)	0:59.54 [11] (0:12.35)	0:47.19 [11] (0:12.12)	0:35.07 [10] (0:11.59)	0:23.48 [7] (0:11.61)	0:11.87 [6] (0:11.87)
Average Speed [km/h]	48.3	62.6	58.7	58.7	60.5	62.0	60.6
Top Speed [km/h]	61.2	65.1	61.2	59.9	63.6	65.0	62.4
Avg. Dist. to Rail [m]	6.8	3.3	1.9	2.3	3.9	2.8	1.1
Avg. Stride Freq. [Hz]	2.2	2.4	2.3	2.3	2.3	2.4	2.3
Avg. Stride Length [m]	5.9	7.2	7.1	6.9	7.0	7.0	7.2



- [ ] Ranking at each section and finish
- .-.- No data available at this section
- NA No data available



Horse/Jockey Name	Henley Room
Final Rank	7
Fastest Section Time (Section)	0:11.60 (400m)
Top Speed [km/h] (Section)	63.5 (Overall)
Race State	Finished



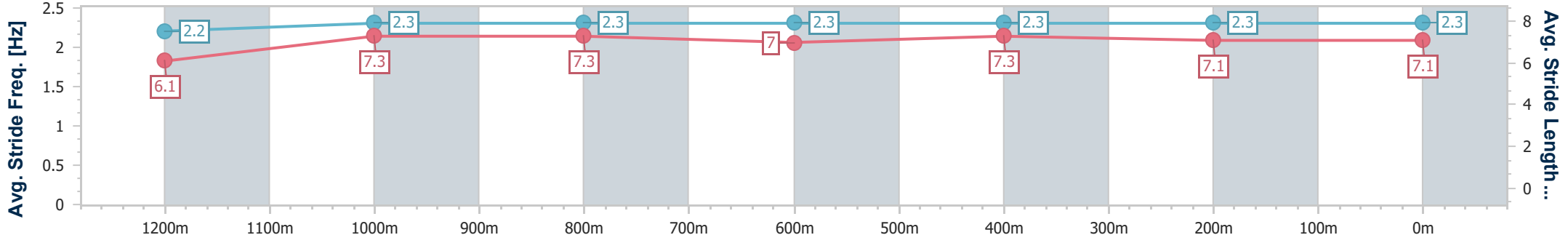
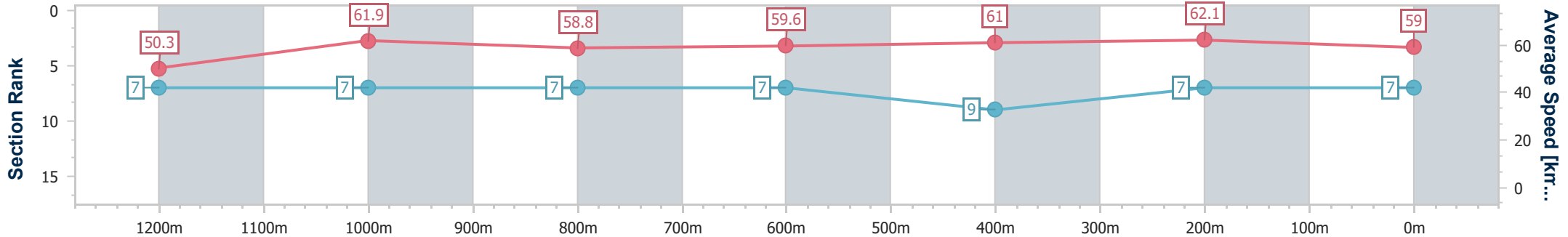
Sunshine Coast QLD Professional  
 Race 3: KAWANA RUGBY LEAGUE - JUNIORS & SENIORS  
 Maiden Plate - 1400m



14 February 2025 - 18:39

Track Rating: Soft 6, Weather: Fine, Rail Position: +7m Entire

Section	Overall	1200m	1000m	800m	600m	400m	200m
Section Times	1:26.31 [7] (0:14.31)	1:12.00 [7] (0:11.64)	1:00.36 [7] (0:12.33)	0:48.03 [7] (0:12.26)	0:35.77 [7] (0:11.96)	0:23.81 [9] (0:11.60)	0:12.21 [7] (0:12.21)
Average Speed [km/h]	50.3	61.9	58.8	59.6	61.0	62.1	59.0
Top Speed [km/h]	63.5	63.3	60.0	60.6	62.1	62.8	61.2
Avg. Dist. to Rail [m]	7.4	4.4	3.4	1.8	2.7	4.9	5.6
Avg. Stride Freq. [Hz]	2.2	2.3	2.3	2.3	2.3	2.3	2.3
Avg. Stride Length [m]	6.1	7.3	7.3	7.0	7.3	7.1	7.1



- [ ] Ranking at each section and finish
- .-.- No data available at this section
- NA No data available



Horse/Jockey Name	Artistic Touch
Final Rank	8
Fastest Section Time (Section)	0:11.73 (400m)
Top Speed [km/h] (Section)	62.9 (1200m)
Race State	Finished



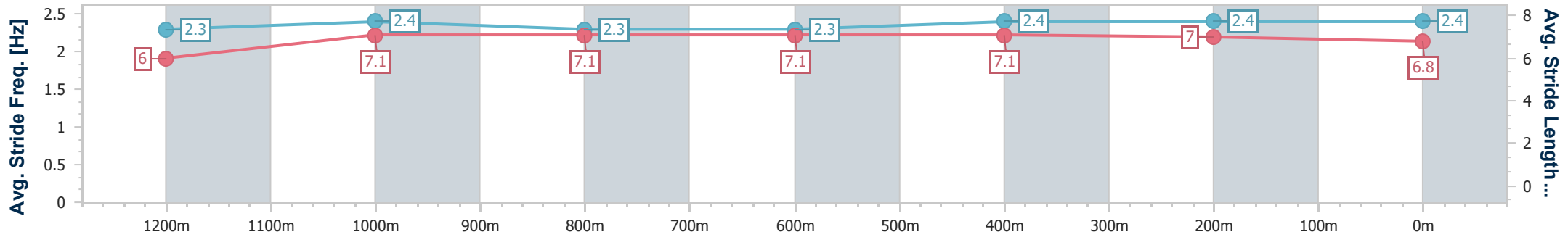
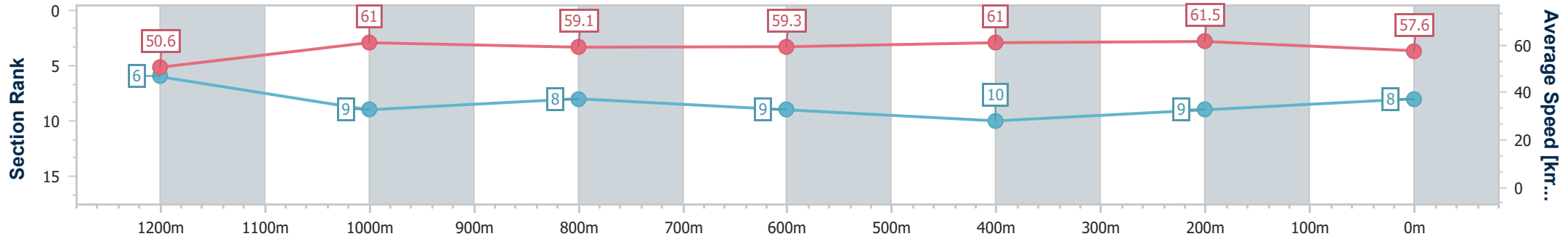
Sunshine Coast QLD Professional  
 Race 3: KAWANA RUGBY LEAGUE - JUNIORS & SENIORS  
 Maiden Plate - 1400m



14 February 2025 - 18:39

Track Rating: Soft 6, Weather: Fine, Rail Position: +7m Entire

Section	Overall	1200m	1000m	800m	600m	400m	200m
Section Times	1:26.77 [8] (0:14.27)	1:12.50 [6] (0:11.78)	1:00.72 [9] (0:12.31)	0:48.41 [8] (0:12.34)	0:36.07 [9] (0:11.88)	0:24.19 [10] (0:11.73)	0:12.46 [9] (0:12.46)
Average Speed [km/h]	50.6	61.0	59.1	59.3	61.0	61.5	57.6
Top Speed [km/h]	62.8	62.9	59.7	61.8	62.3	62.2	60.3
Avg. Dist. to Rail [m]	11.9	6.7	4.2	2.4	1.5	4.2	5.2
Avg. Stride Freq. [Hz]	2.3	2.4	2.3	2.3	2.4	2.4	2.4
Avg. Stride Length [m]	6.0	7.1	7.1	7.1	7.1	7.0	6.8



- [ ] Ranking at each section and finish
- .-.- No data available at this section
- NA No data available



Horse/Jockey Name	Croc Fight
Final Rank	9
Fastest Section Time (Section)	0:11.73 (400m)
Top Speed [km/h] (Section)	62.2 (400m)
Race State	Finished



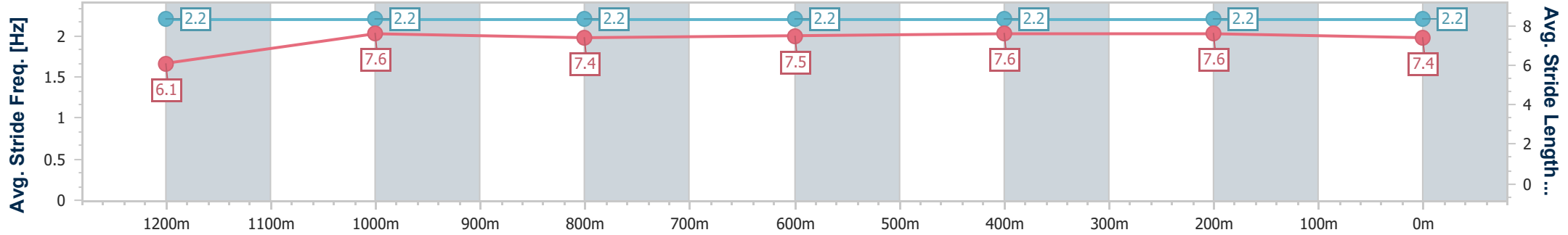
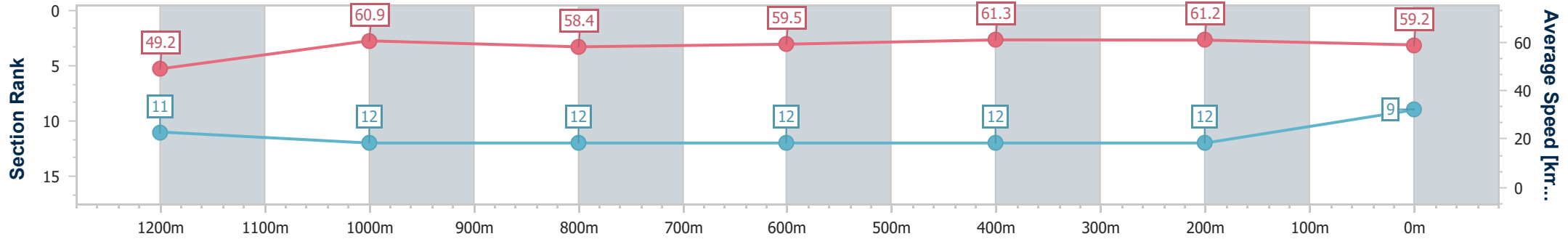
Sunshine Coast QLD Professional  
 Race 3: KAWANA RUGBY LEAGUE - JUNIORS & SENIORS  
 Maiden Plate - 1400m



14 February 2025 - 18:39

Track Rating: Soft 6, Weather: Fine, Rail Position: +7m Entire

Section	Overall	1200m	1000m	800m	600m	400m	200m
Section Times	1:26.90 [9] (0:14.63)	1:12.27 [11] (0:11.86)	1:00.41 [12] (0:12.42)	0:47.99 [12] (0:12.26)	0:35.73 [12] (0:11.81)	0:23.92 [12] (0:11.73)	0:12.19 [12] (0:12.19)
Average Speed [km/h]	49.2	60.9	58.4	59.5	61.3	61.2	59.2
Top Speed [km/h]	61.2	62.1	59.8	61.7	61.8	62.2	60.7
Avg. Dist. to Rail [m]	13.0	5.7	3.7	2.2	0.6	0.3	1.0
Avg. Stride Freq. [Hz]	2.2	2.2	2.2	2.2	2.2	2.2	2.2
Avg. Stride Length [m]	6.1	7.6	7.4	7.5	7.6	7.6	7.4



- [ ] Ranking at each section and finish
- .-.- No data available at this section
- NA No data available



Horse/Jockey Name	Pujita
Final Rank	10
Fastest Section Time (Section)	0:11.53 (1200m)
Top Speed [km/h] (Section)	64.4 (1200m)
Race State	Finished

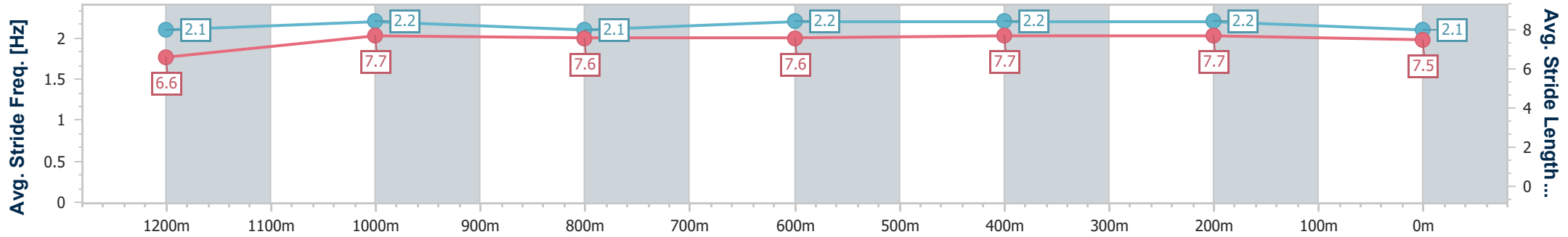
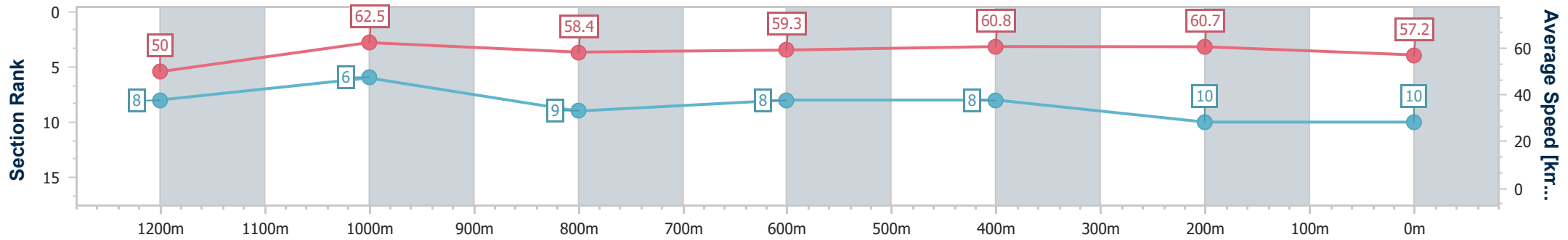


Sunshine Coast QLD Professional  
 Race 3: KAWANA RUGBY LEAGUE - JUNIORS & SENIORS  
 Maiden Plate - 1400m  
 14 February 2025 - 18:39



Track Rating: Soft 6, Weather: Fine, Rail Position: +7m Entire

Section	Overall	1200m	1000m	800m	600m	400m	200m
Section Times	1:26.91 [10] (0:14.40)	1:12.51 [8] (0:11.53)	1:00.98 [6] (0:12.45)	0:48.53 [9] (0:12.24)	0:36.29 [8] (0:11.86)	0:24.43 [8] (0:11.86)	0:12.57 [10] (0:12.57)
Average Speed [km/h]	50.0	62.5	58.4	59.3	60.8	60.7	57.2
Top Speed [km/h]	63.6	64.4	59.8	60.6	62.1	62.6	58.9
Avg. Dist. to Rail [m]	5.0	4.6	3.9	1.5	0.2	2.8	4.2
Avg. Stride Freq. [Hz]	2.1	2.2	2.1	2.2	2.2	2.2	2.1
Avg. Stride Length [m]	6.6	7.7	7.6	7.6	7.7	7.7	7.5



- [ ] Ranking at each section and finish
- .-.- No data available at this section
- NA No data available



Horse/Jockey Name	Saints Water
Final Rank	11
Fastest Section Time (Section)	0:11.15 (1200m)
Top Speed [km/h] (Section)	66.8 (1200m)
Race State	Finished



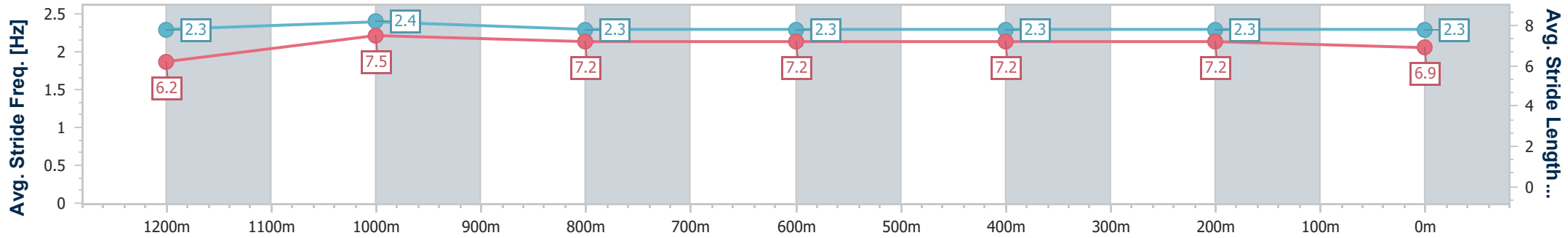
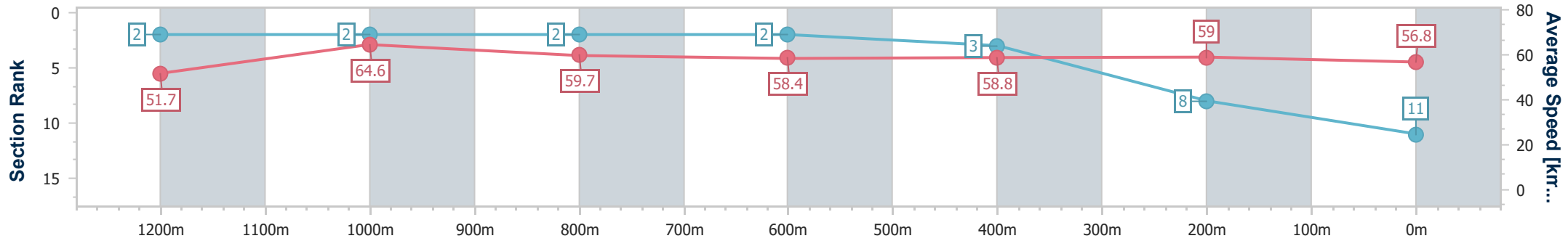
Sunshine Coast QLD Professional  
 Race 3: KAWANA RUGBY LEAGUE - JUNIORS & SENIORS  
 Maiden Plate - 1400m



14 February 2025 - 18:39

Track Rating: Soft 6, Weather: Fine, Rail Position: +7m Entire

Section	Overall	1200m	1000m	800m	600m	400m	200m
Section Times	1:26.93 [11] (0:13.94)	1:12.99 [2] (0:11.15)	1:01.84 [2] (0:12.16)	0:49.68 [2] (0:12.50)	0:37.18 [2] (0:12.30)	0:24.88 [3] (0:12.23)	0:12.65 [8] (0:12.65)
Average Speed [km/h]	51.7	64.6	59.7	58.4	58.8	59.0	56.8
Top Speed [km/h]	66.5	66.8	62.0	59.1	59.7	59.8	58.1
Avg. Dist. to Rail [m]	9.9	4.1	2.9	2.3	0.9	1.3	1.8
Avg. Stride Freq. [Hz]	2.3	2.4	2.3	2.3	2.3	2.3	2.3
Avg. Stride Length [m]	6.2	7.5	7.2	7.2	7.2	7.2	6.9



- [ ] Ranking at each section and finish
- .-.- No data available at this section
- NA No data available



Horse/Jockey Name	Tszyuya
Final Rank	12
Fastest Section Time (Section)	0:11.71 (400m)
Top Speed [km/h] (Section)	63.3 (400m)
Race State	Finished

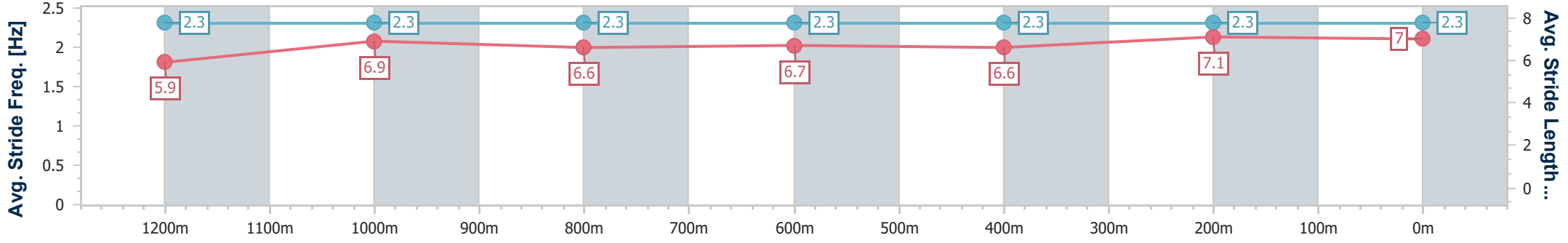
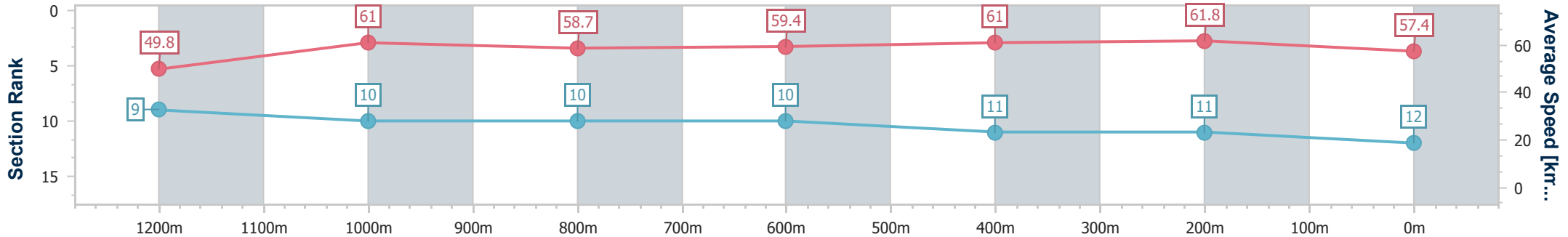


Sunshine Coast QLD Professional  
 Race 3: KAWANA RUGBY LEAGUE - JUNIORS & SENIORS  
 Maiden Plate - 1400m  
 14 February 2025 - 18:39



Track Rating: Soft 6, Weather: Fine, Rail Position: +7m Entire

Section	Overall	1200m	1000m	800m	600m	400m	200m
Section Times	1:26.98 [12] (0:14.46)	1:12.52 [9] (0:11.81)	1:00.71 [10] (0:12.36)	0:48.35 [10] (0:12.23)	0:36.12 [10] (0:11.90)	0:24.22 [11] (0:11.71)	0:12.51 [11] (0:12.51)
Average Speed [km/h]	49.8	61.0	58.7	59.4	61.0	61.8	57.4
Top Speed [km/h]	61.9	62.6	60.6	61.5	62.6	63.3	59.9
Avg. Dist. to Rail [m]	6.1	4.5	3.1	1.7	1.6	4.1	5.4
Avg. Stride Freq. [Hz]	2.3	2.3	2.3	2.3	2.3	2.3	2.3
Avg. Stride Length [m]	5.9	6.9	6.6	6.7	6.6	7.1	7.0



- [ ] Ranking at each section and finish
- .-.- No data available at this section
- NA No data available





Horse/Jockey Name	The Merchant
Final Rank	13
Fastest Section Time (Section)	0:11.72 (1200m)
Top Speed [km/h] (Section)	62.8 (1200m)
Race State	Finished

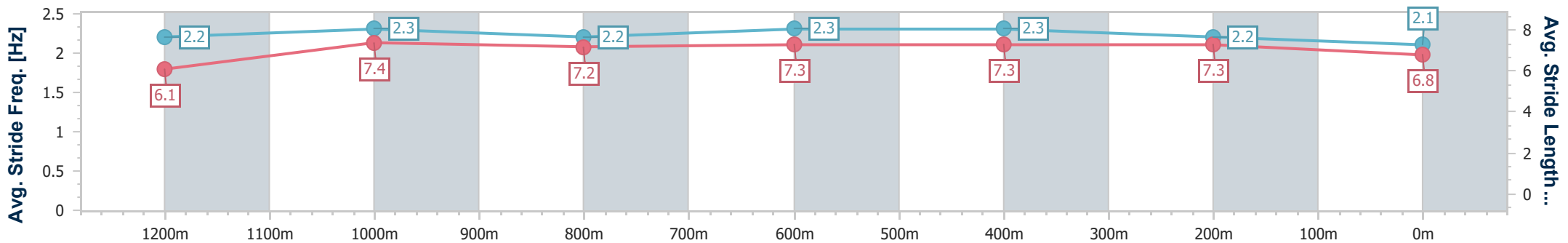
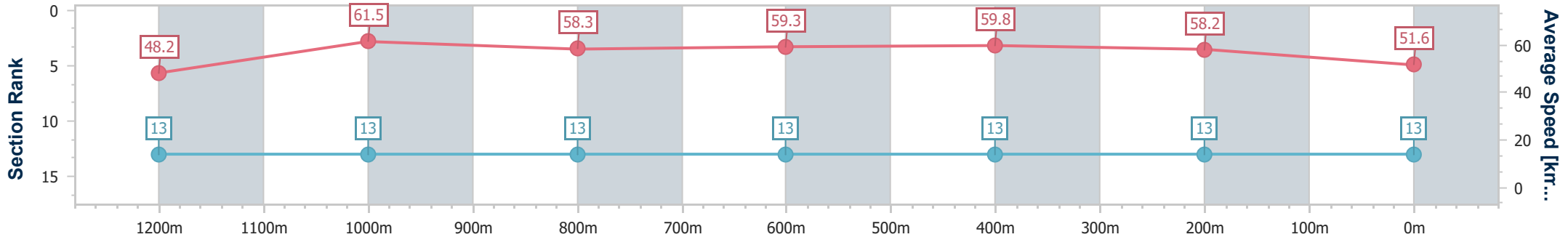


Sunshine Coast QLD Professional  
 Race 3: KAWANA RUGBY LEAGUE - JUNIORS & SENIORS  
 Maiden Plate - 1400m  
 14 February 2025 - 18:39



Track Rating: Soft 6, Weather: Fine, Rail Position: +7m Entire

Section	Overall	1200m	1000m	800m	600m	400m	200m
Section Times	1:29.90 [13] (0:14.95)	1:14.95 [13] (0:11.72)	1:03.23 [13] (0:12.44)	0:50.79 [13] (0:12.33)	0:38.46 [13] (0:12.14)	0:26.32 [13] (0:12.38)	0:13.94 [13] (0:13.94)
Average Speed [km/h]	48.2	61.5	58.3	59.3	59.8	58.2	51.6
Top Speed [km/h]	61.6	62.8	59.5	60.4	60.3	59.9	55.7
Avg. Dist. to Rail [m]	2.1	2.7	2.6	2.7	1.8	3.2	2.4
Avg. Stride Freq. [Hz]	2.2	2.3	2.2	2.3	2.3	2.2	2.1
Avg. Stride Length [m]	6.1	7.4	7.2	7.3	7.3	7.3	6.8



- [ ] Ranking at each section and finish
- .-.- No data available at this section
- NA No data available