



Sunshine Coast QLD Professional

Race 5: CALDERA CLOTHING RATINGS BAND 0 - 58 Handicap - 1200m

14 February 2025 - 19:38



Track Rating: Soft 6, Weather: Fine, Rail Position: +7m Entire

Section		Overall	1000m	800m	600m	400m	200m	Last 600m					
Field Times		1:12.14 (0:13.59)	0:58.55 (0:11.13)	0:47.42 (0:11.95)	0:35.47 (0:11.68)	0:23.79 (0:11.36)	0:12.43 (0:12.43)	0:35.47					
Rank	TAB Horse/Jockey	Barrier	Top Speed [km/h]	Fastest Section	Margin							Distance Travelled [m]	
1	9 NIGHTCAPPED Taylor Marshall	6	68.1 Overall	0:11.13 1000m	1:12.14 [1] (0:13.59)	0:58.55 [1] (0:11.13)	0:47.42 [1] (0:11.98)	0:35.44 [2] (0:11.70)	0:23.74 [2] (0:11.43)	0:12.31 [2] (0:12.31)	1:12.14	0:35.44	
2	6 MALTALI Dale Smith	2	65.5 Overall	0:11.30 400m	1:12.16 [2] (0:13.94)	0:58.22 [7] (0:11.47)	0:46.75 [7] (0:11.71)	0:35.04 [6] (0:11.76)	0:23.28 [5] (0:11.30)	0:11.98 [4] (0:11.98)	0.1L	0:35.04	+0
3	7 BEEN A SECRET Les Tilley	9	66.5 Overall	0:11.23 1000m	1:12.19 [3] (0:13.65)	0:58.54 [3] (0:11.23)	0:47.31 [2] (0:11.79)	0:35.52 [1] (0:11.68)	0:23.84 [1] (0:11.36)	0:12.48 [1] (0:12.48)	0.3L	0:35.52	+0
4	3 JUNGLE FEVER Corey Sutherland	3	66.2 Overall	0:11.26 400m	1:12.23 [4] (0:13.64)	0:58.59 [2] (0:11.45)	0:47.14 [3] (0:11.98)	0:35.16 [5] (0:11.70)	0:23.46 [3] (0:11.26)	0:12.20 [3] (0:12.20)	0.5L	0:35.16	-5
5	16 THAT'S ALL GOOD Samantha Collett	4	66.0 1000m	0:11.17 400m	1:12.29 [5] (0:14.36)	0:57.93 [11] (0:11.22)	0:46.71 [10] (0:11.98)	0:34.73 [11] (0:11.77)	0:22.96 [10] (0:11.17)	0:11.79 [7] (0:11.79)	0.7L	0:34.73	-3
6	4 KERNEL BOOM Jace McMurray	7	65.6 400m	0:11.32 400m	1:12.49 [6] (0:14.05)	0:58.44 [8] (0:11.50)	0:46.94 [8] (0:11.67)	0:35.27 [7] (0:11.70)	0:23.57 [6] (0:11.32)	0:12.25 [5] (0:12.25)	1.7L	0:35.27	-6
7	13 BONNET ROUGE Michael Rodd	5	65.3 Overall	0:11.41 1000m	1:12.95 [7] (0:13.79)	0:59.16 [4] (0:11.41)	0:47.75 [4] (0:11.87)	0:35.88 [4] (0:11.79)	0:24.09 [4] (0:11.50)	0:12.59 [6] (0:12.59)	4.2L	0:35.88	-3
8	18 ROCKRATA Tiffani Brooker	1	64.5 1000m	0:11.49 1000m	1:13.13 [8] (0:13.81)	0:59.32 [5] (0:11.49)	0:47.83 [6] (0:11.92)	0:35.91 [8] (0:11.85)	0:24.06 [8] (0:11.52)	0:12.54 [8] (0:12.54)	5.2L	0:35.91	-7
9	17 AMATERASU Nikita Beriman	10	67.1 1000m	0:11.14 1000m	1:13.21 [9] (0:14.53)	0:58.68 [12] (0:11.14)	0:47.54 [11] (0:11.84)	0:35.70 [10] (0:11.88)	0:23.82 [11] (0:11.46)	0:12.36 [11] (0:12.36)	5.5L	0:35.70	-2
10	21 STAR CHANCE Madeleine Wishart	12	65.8 Overall	0:11.40 1000m	1:13.38 [10] (0:14.36)	0:59.02 [10] (0:11.40)	0:47.62 [12] (0:11.81)	0:35.81 [12] (0:11.90)	0:23.91 [12] (0:11.44)	0:12.47 [12] (0:12.47)	6.3L	0:35.81	+1

Scratched: Chemiosmosis (#8), Yamumza (#12), Zimo (#2), Lord Vader (#20), Epic Flash (#1), Reign Of Power (#5), Successful (#14), Miss Bacall (#15), Paper Cowboy (#19)

[] Ranking at each section and finish
 -:-:- No data available at this section
 NA No data available

SCN Saddle cloth number
 DNF Did not finish
 DNT Did not track



Sunshine Coast QLD Professional

Race 5: CALDERA CLOTHING RATINGS BAND 0 - 58 Handicap - 1200m

14 February 2025 - 19:38



Track Rating: Soft 6, Weather: Fine, Rail Position: +7m Entire

Section		Overall	1000m	800m	600m	400m	200m	Last 600m					
Field Times		1:12.14 (0:13.59)	0:58.55 (0:11.13)	0:47.42 (0:11.95)	0:35.47 (0:11.68)	0:23.79 (0:11.36)	0:12.43 (0:12.43)	0:35.47					
Rank	TAB Horse/Jockey	Barrier	Top Speed [km/h]	Fastest Section	Margin							Distance Travelled [m]	
11	11 READY TO BOOM James Orman	11	64.1 1000m	0:11.49 1000m	1:13.47 [11] (0:14.07)	0:59.40 [9] (0:11.49)	0:47.91 [9] (0:11.84)	0:36.07 [9] (0:11.76)	0:24.31 [9] (0:11.54)	0:12.77 [10] (0:12.77)	6.7L	0:36.07	+1
12	10 OUR DRUMMER Damien Thornton	8	65.8 1000m	0:11.33 1000m	1:14.07 [12] (0:13.93)	1:00.14 [6] (0:11.33)	0:48.81 [5] (0:11.78)	0:37.03 [3] (0:11.95)	0:25.08 [7] (0:11.65)	0:13.43 [9] (0:13.43)	10.2L	0:37.03	+1

Scratched: Chemiosmosis (#8), Yamumza (#12), Zimo (#2), Lord Vader (#20), Epic Flash (#1), Reign Of Power (#5), Successful (#14), Miss Bacall (#15), Paper Cowboy (#19)

[] Ranking at each section and finish
 -:-:-:- No data available at this section
 NA No data available

SCN Saddle cloth number
 DNF Did not finish
 DNT Did not track



Horse/Jockey Name	Nightcapped
Final Rank	1
Fastest Section Time (Section)	0:11.13 (1000m)
Top Speed [km/h] (Section)	68.1 (Overall)
Race State	Finished



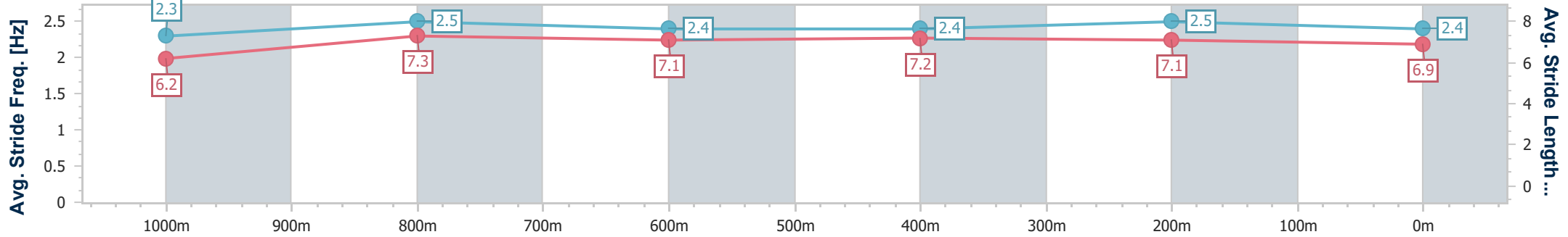
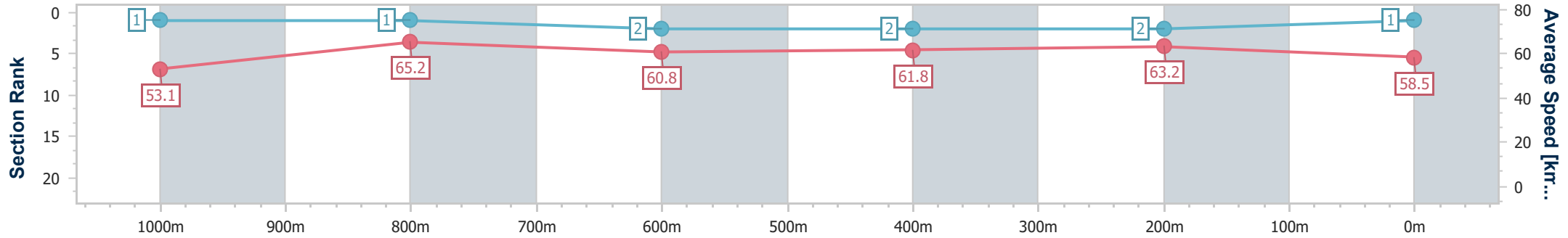
Sunshine Coast QLD Professional
Race 5: CALDERA CLOTHING RATINGS BAND 0 - 58 Handicap - 1200m



14 February 2025 - 19:38

Track Rating: Soft 6, Weather: Fine, Rail Position: +7m Entire

Section	Overall	1000m	800m	600m	400m	200m
Section Times	1:12.14 [1] (0:13.59)	0:58.55 [1] (0:11.13)	0:47.42 [1] (0:11.98)	0:35.44 [2] (0:11.70)	0:23.74 [2] (0:11.43)	0:12.31 [2] (0:12.31)
Average Speed [km/h]	53.1	65.2	60.8	61.8	63.2	58.5
Top Speed [km/h]	68.1	68.0	63.1	65.0	65.5	61.5
Avg. Dist. to Rail [m]	5.5	2.2	2.4	0.8	2.2	1.7
Avg. Stride Freq. [Hz]	2.3	2.5	2.4	2.4	2.5	2.4
Avg. Stride Length [m]	6.2	7.3	7.1	7.2	7.1	6.9



- [] Ranking at each section and finish
- .-.- No data available at this section
- NA No data available



Horse/Jockey Name	Maltali
Final Rank	2
Fastest Section Time (Section)	0:11.30 (400m)
Top Speed [km/h] (Section)	65.5 (Overall)
Race State	Finished



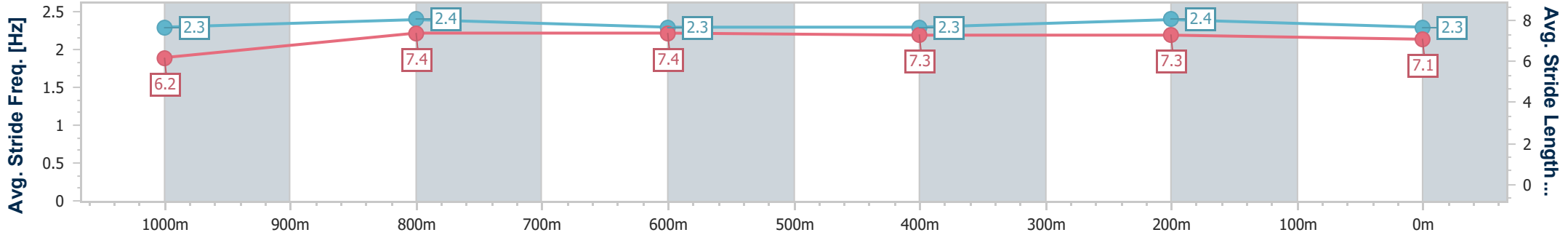
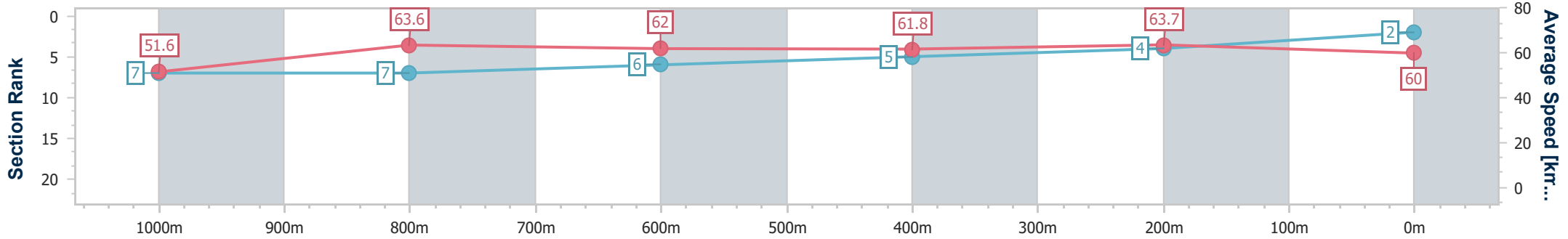
Sunshine Coast QLD Professional
Race 5: CALDERA CLOTHING RATINGS BAND 0 - 58 Handicap - 1200m



14 February 2025 - 19:38

Track Rating: Soft 6, Weather: Fine, Rail Position: +7m Entire

Section	Overall	1000m	800m	600m	400m	200m
Section Times	1:12.16 [2] (0:13.94)	0:58.22 [7] (0:11.47)	0:46.75 [7] (0:11.71)	0:35.04 [6] (0:11.76)	0:23.28 [5] (0:11.30)	0:11.98 [4] (0:11.98)
Average Speed [km/h]	51.6	63.6	62.0	61.8	63.7	60.0
Top Speed [km/h]	65.5	65.2	63.6	64.1	64.8	62.0
Avg. Dist. to Rail [m]	3.8	3.8	1.9	1.2	5.7	5.6
Avg. Stride Freq. [Hz]	2.3	2.4	2.3	2.3	2.4	2.3
Avg. Stride Length [m]	6.2	7.4	7.4	7.3	7.3	7.1



- [] Ranking at each section and finish
- .-.- No data available at this section
- NA No data available



Horse/Jockey Name	Been A Secret
Final Rank	3
Fastest Section Time (Section)	0:11.23 (1000m)
Top Speed [km/h] (Section)	66.5 (Overall)
Race State	Finished



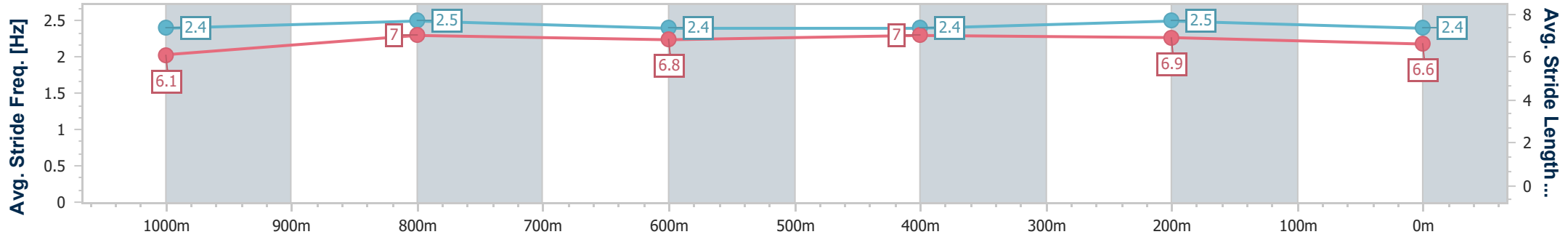
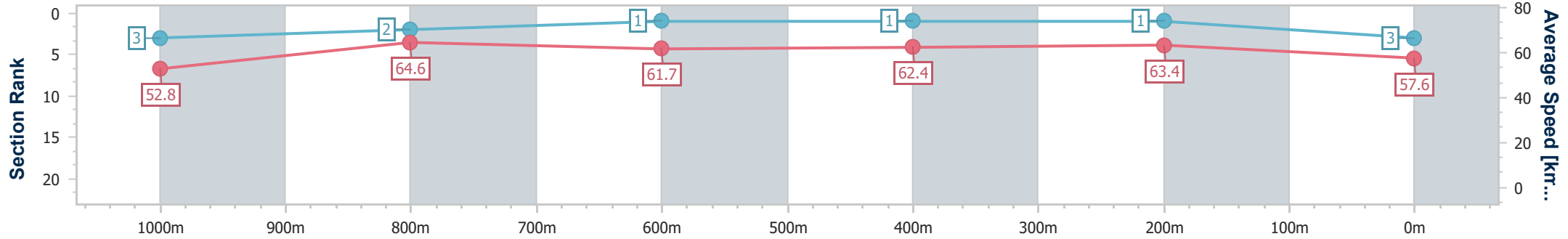
Sunshine Coast QLD Professional
Race 5: CALDERA CLOTHING RATINGS BAND 0 - 58 Handicap - 1200m



14 February 2025 - 19:38

Track Rating: Soft 6, Weather: Fine, Rail Position: +7m Entire

Section	Overall	1000m	800m	600m	400m	200m
Section Times	1:12.19 [3] (0:13.65)	0:58.54 [3] (0:11.23)	0:47.31 [2] (0:11.79)	0:35.52 [1] (0:11.68)	0:23.84 [1] (0:11.36)	0:12.48 [1] (0:12.48)
Average Speed [km/h]	52.8	64.6	61.7	62.4	63.4	57.6
Top Speed [km/h]	66.5	66.3	63.2	63.7	64.8	61.5
Avg. Dist. to Rail [m]	9.1	3.5	1.6	1.5	3.2	4.0
Avg. Stride Freq. [Hz]	2.4	2.5	2.4	2.4	2.5	2.4
Avg. Stride Length [m]	6.1	7.0	6.8	7.0	6.9	6.6



- [] Ranking at each section and finish
- .-.- No data available at this section
- NA No data available



Horse/Jockey Name	Jungle Fever
Final Rank	4
Fastest Section Time (Section)	0:11.26 (400m)
Top Speed [km/h] (Section)	66.2 (Overall)
Race State	Finished



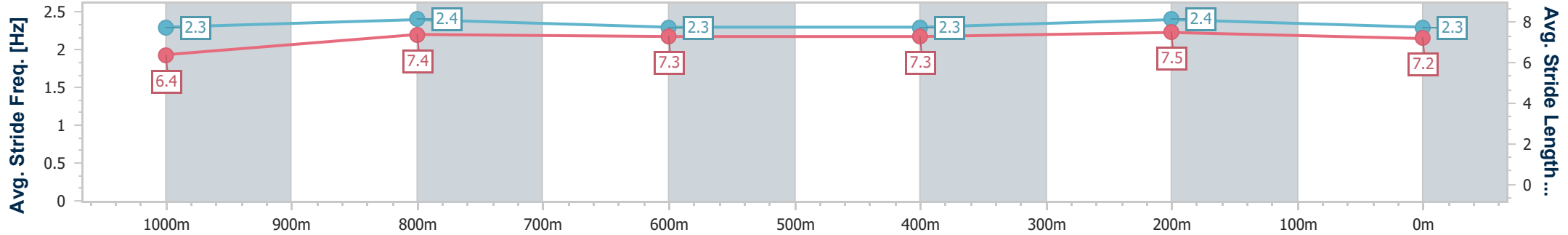
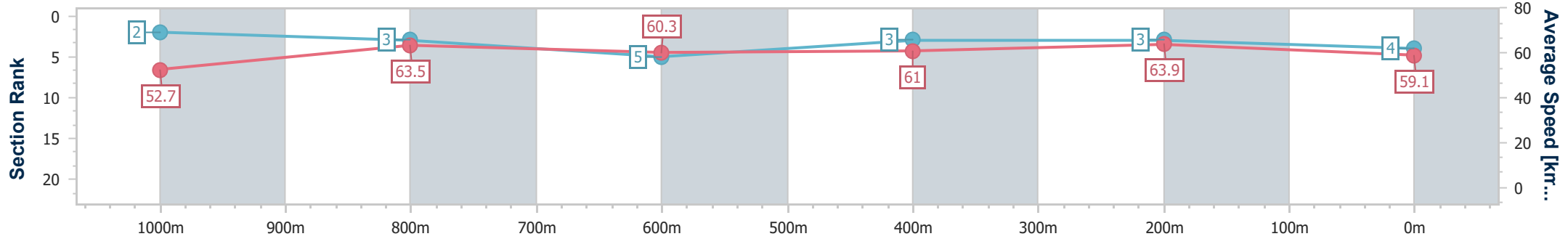
Sunshine Coast QLD Professional
Race 5: CALDERA CLOTHING RATINGS BAND 0 - 58 Handicap - 1200m



14 February 2025 - 19:38

Track Rating: Soft 6, Weather: Fine, Rail Position: +7m Entire

Section	Overall	1000m	800m	600m	400m	200m
Section Times	1:12.23 [4] (0:13.64)	0:58.59 [2] (0:11.45)	0:47.14 [3] (0:11.98)	0:35.16 [5] (0:11.70)	0:23.46 [3] (0:11.26)	0:12.20 [3] (0:12.20)
Average Speed [km/h]	52.7	63.5	60.3	61.0	63.9	59.1
Top Speed [km/h]	66.2	66.1	61.2	63.0	65.1	62.2
Avg. Dist. to Rail [m]	4.1	2.4	0.8	1.5	2.0	4.3
Avg. Stride Freq. [Hz]	2.3	2.4	2.3	2.3	2.4	2.3
Avg. Stride Length [m]	6.4	7.4	7.3	7.3	7.5	7.2



- [] Ranking at each section and finish
- .-.- No data available at this section
- NA No data available



Horse/Jockey Name	That's All Good
Final Rank	5
Fastest Section Time (Section)	0:11.17 (400m)
Top Speed [km/h] (Section)	66.0 (1000m)
Race State	Finished



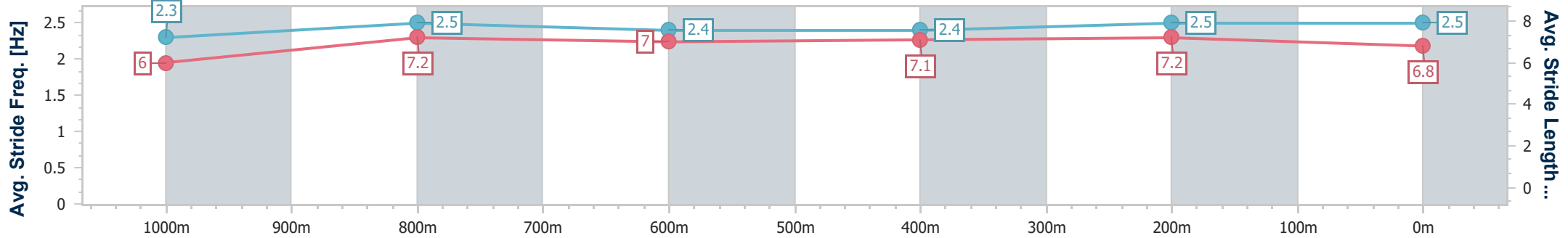
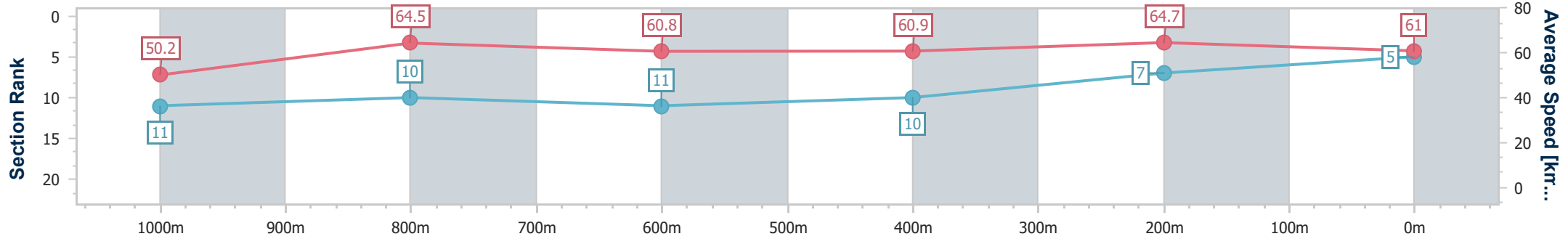
Sunshine Coast QLD Professional
Race 5: CALDERA CLOTHING RATINGS BAND 0 - 58 Handicap - 1200m



14 February 2025 - 19:38

Track Rating: Soft 6, Weather: Fine, Rail Position: +7m Entire

Section	Overall	1000m	800m	600m	400m	200m
Section Times	1:12.29 [5] (0:14.36)	0:57.93 [11] (0:11.22)	0:46.71 [10] (0:11.98)	0:34.73 [11] (0:11.77)	0:22.96 [10] (0:11.17)	0:11.79 [7] (0:11.79)
Average Speed [km/h]	50.2	64.5	60.8	60.9	64.7	61.0
Top Speed [km/h]	65.1	66.0	62.0	63.8	65.6	63.2
Avg. Dist. to Rail [m]	3.0	1.4	2.1	0.9	1.1	6.2
Avg. Stride Freq. [Hz]	2.3	2.5	2.4	2.4	2.5	2.5
Avg. Stride Length [m]	6.0	7.2	7.0	7.1	7.2	6.8



- [] Ranking at each section and finish
- .-.- No data available at this section
- NA No data available



Horse/Jockey Name	Kernel Boom
Final Rank	6
Fastest Section Time (Section)	0:11.32 (400m)
Top Speed [km/h] (Section)	65.6 (400m)
Race State	Finished



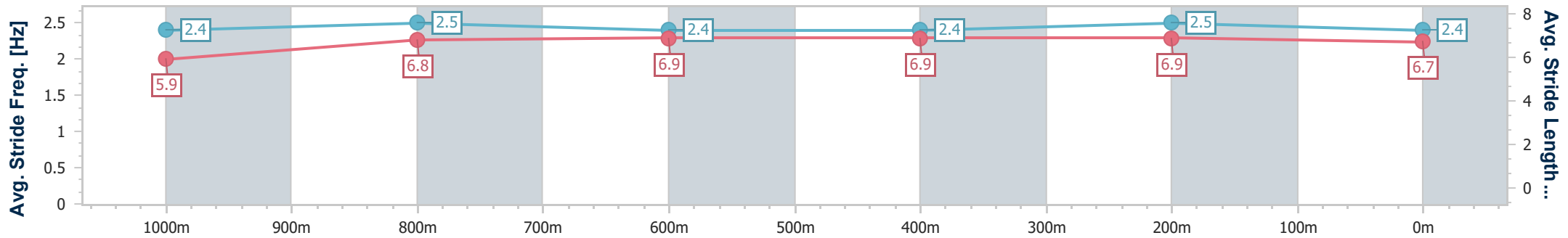
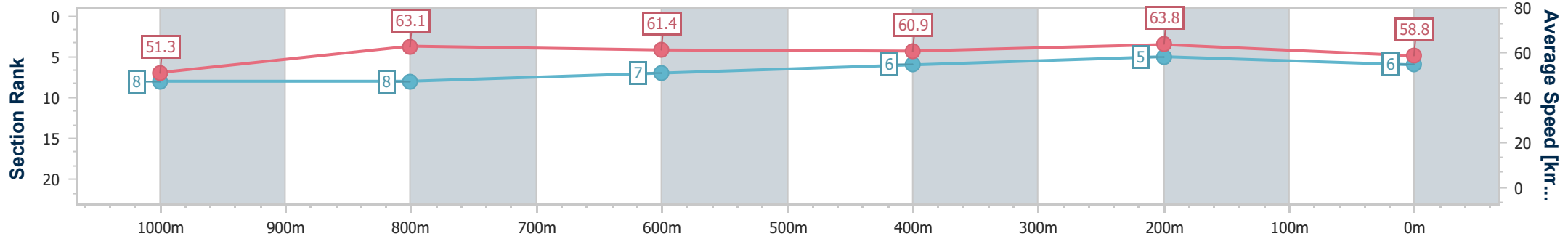
Sunshine Coast QLD Professional
Race 5: CALDERA CLOTHING RATINGS BAND 0 - 58 Handicap - 1200m



14 February 2025 - 19:38

Track Rating: Soft 6, Weather: Fine, Rail Position: +7m Entire

Section	Overall	1000m	800m	600m	400m	200m
Section Times	1:12.49 [6] (0:14.05)	0:58.44 [8] (0:11.50)	0:46.94 [8] (0:11.67)	0:35.27 [7] (0:11.70)	0:23.57 [6] (0:11.32)	0:12.25 [5] (0:12.25)
Average Speed [km/h]	51.3	63.1	61.4	60.9	63.8	58.8
Top Speed [km/h]	63.8	63.8	61.5	63.6	65.6	61.3
Avg. Dist. to Rail [m]	5.5	2.2	0.7	1.3	1.2	2.2
Avg. Stride Freq. [Hz]	2.4	2.5	2.4	2.4	2.5	2.4
Avg. Stride Length [m]	5.9	6.8	6.9	6.9	6.9	6.7



- [] Ranking at each section and finish
- .-.- No data available at this section
- NA No data available



Horse/Jockey Name	Bonnet Rouge
Final Rank	7
Fastest Section Time (Section)	0:11.41 (1000m)
Top Speed [km/h] (Section)	65.3 (Overall)
Race State	Finished



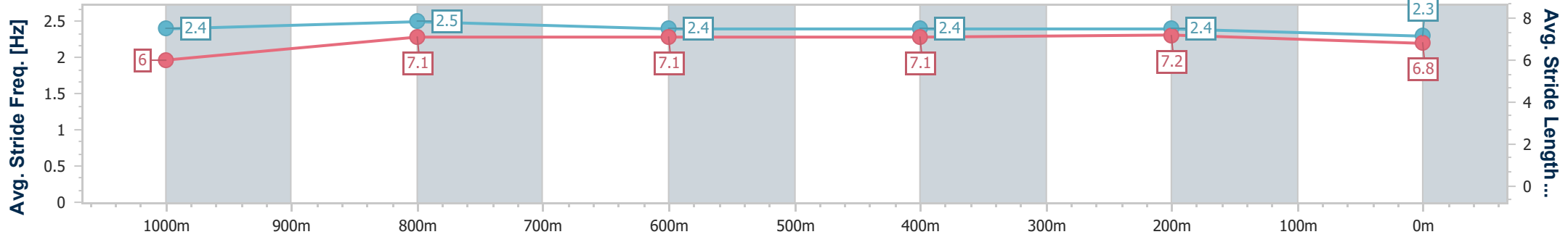
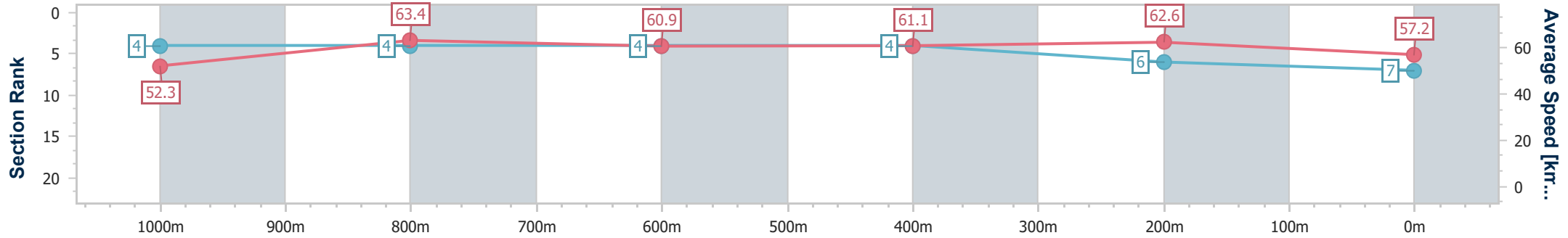
Sunshine Coast QLD Professional
Race 5: CALDERA CLOTHING RATINGS BAND 0 - 58 Handicap - 1200m



14 February 2025 - 19:38

Track Rating: Soft 6, Weather: Fine, Rail Position: +7m Entire

Section	Overall	1000m	800m	600m	400m	200m
Section Times	1:12.95 [7] (0:13.79)	0:59.16 [4] (0:11.41)	0:47.75 [4] (0:11.87)	0:35.88 [4] (0:11.79)	0:24.09 [4] (0:11.50)	0:12.59 [6] (0:12.59)
Average Speed [km/h]	52.3	63.4	60.9	61.1	62.6	57.2
Top Speed [km/h]	65.3	65.2	62.1	64.4	65.1	60.4
Avg. Dist. to Rail [m]	5.0	2.6	1.0	0.3	4.4	5.1
Avg. Stride Freq. [Hz]	2.4	2.5	2.4	2.4	2.4	2.3
Avg. Stride Length [m]	6.0	7.1	7.1	7.1	7.2	6.8



- [] Ranking at each section and finish
- .-.- No data available at this section
- NA No data available



Horse/Jockey Name	Rockrata
Final Rank	8
Fastest Section Time (Section)	0:11.49 (1000m)
Top Speed [km/h] (Section)	64.5 (1000m)
Race State	Finished



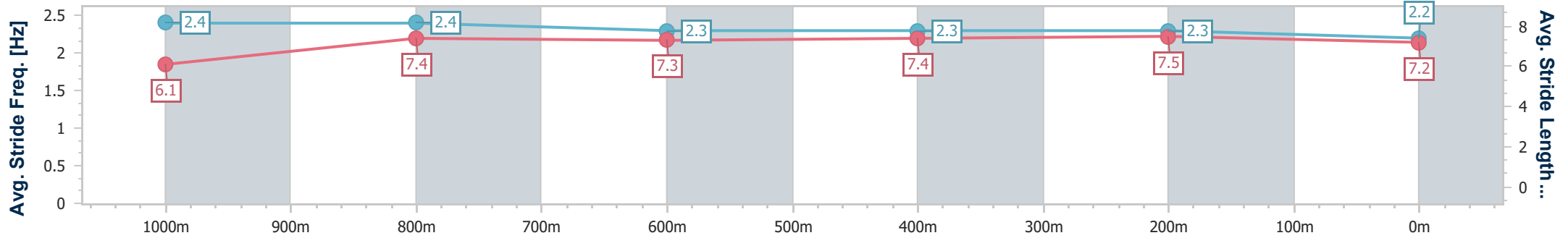
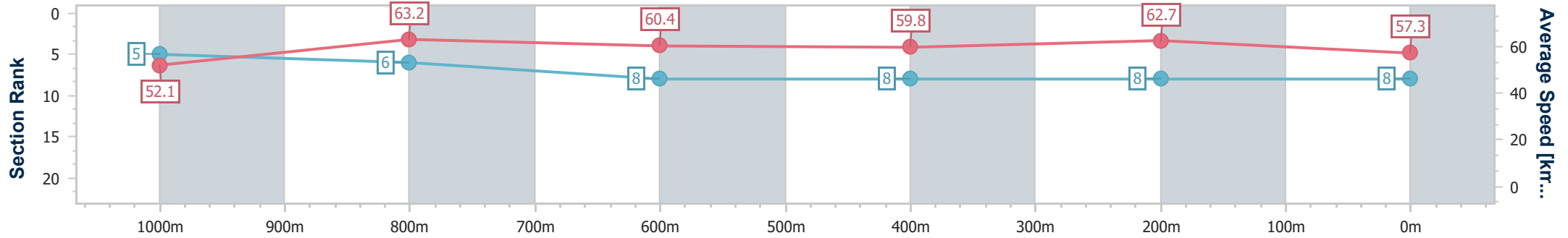
Sunshine Coast QLD Professional
Race 5: CALDERA CLOTHING RATINGS BAND 0 - 58 Handicap - 1200m



14 February 2025 - 19:38

Track Rating: Soft 6, Weather: Fine, Rail Position: +7m Entire

Section	Overall	1000m	800m	600m	400m	200m
Section Times	1:13.13 [8] (0:13.81)	0:59.32 [5] (0:11.49)	0:47.83 [6] (0:11.92)	0:35.91 [8] (0:11.85)	0:24.06 [8] (0:11.52)	0:12.54 [8] (0:12.54)
Average Speed [km/h]	52.1	63.2	60.4	59.8	62.7	57.3
Top Speed [km/h]	64.1	64.5	61.1	63.1	64.0	60.5
Avg. Dist. to Rail [m]	2.1	2.4	0.8	2.1	0.5	1.5
Avg. Stride Freq. [Hz]	2.4	2.4	2.3	2.3	2.3	2.2
Avg. Stride Length [m]	6.1	7.4	7.3	7.4	7.5	7.2



- [] Ranking at each section and finish
- .-.- No data available at this section
- NA No data available



Horse/Jockey Name	Amaterasu
Final Rank	9
Fastest Section Time (Section)	0:11.14 (1000m)
Top Speed [km/h] (Section)	67.1 (1000m)
Race State	Finished



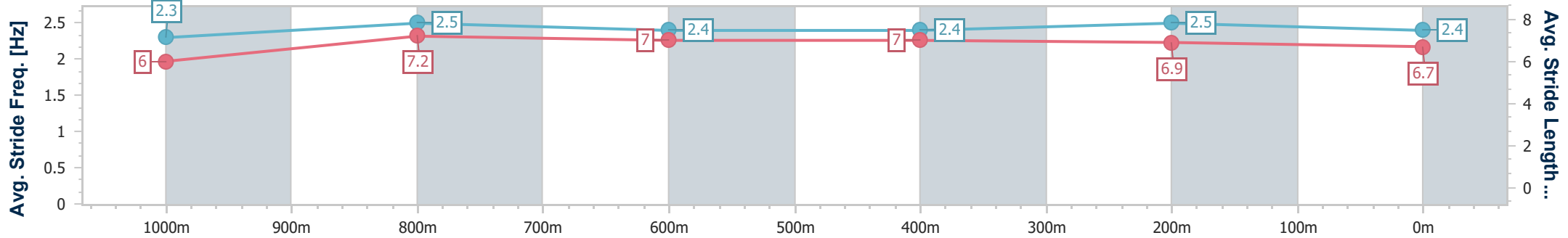
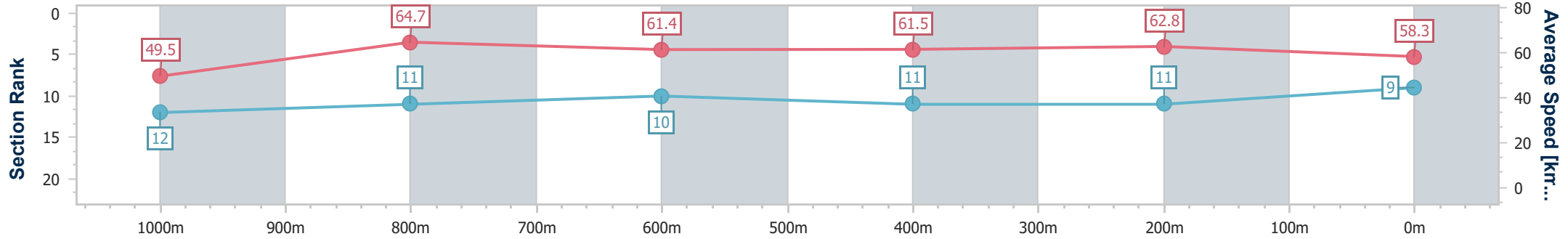
Sunshine Coast QLD Professional
Race 5: CALDERA CLOTHING RATINGS BAND 0 - 58 Handicap - 1200m



14 February 2025 - 19:38

Track Rating: Soft 6, Weather: Fine, Rail Position: +7m Entire

Section	Overall	1000m	800m	600m	400m	200m
Section Times	1:13.21 [9] (0:14.53)	0:58.68 [12] (0:11.14)	0:47.54 [11] (0:11.84)	0:35.70 [10] (0:11.88)	0:23.82 [11] (0:11.46)	0:12.36 [11]
Average Speed [km/h]	49.5	64.7	61.4	61.5	62.8	58.3
Top Speed [km/h]	64.2	67.1	62.4	64.2	64.7	60.7
Avg. Dist. to Rail [m]	4.7	0.5	1.0	2.4	5.4	5.5
Avg. Stride Freq. [Hz]	2.3	2.5	2.4	2.4	2.5	2.4
Avg. Stride Length [m]	6.0	7.2	7.0	7.0	6.9	6.7



- [] Ranking at each section and finish
- .-.- No data available at this section
- NA No data available



Horse/Jockey Name	Star Chance
Final Rank	10
Fastest Section Time (Section)	0:11.40 (1000m)
Top Speed [km/h] (Section)	65.8 (Overall)
Race State	Finished



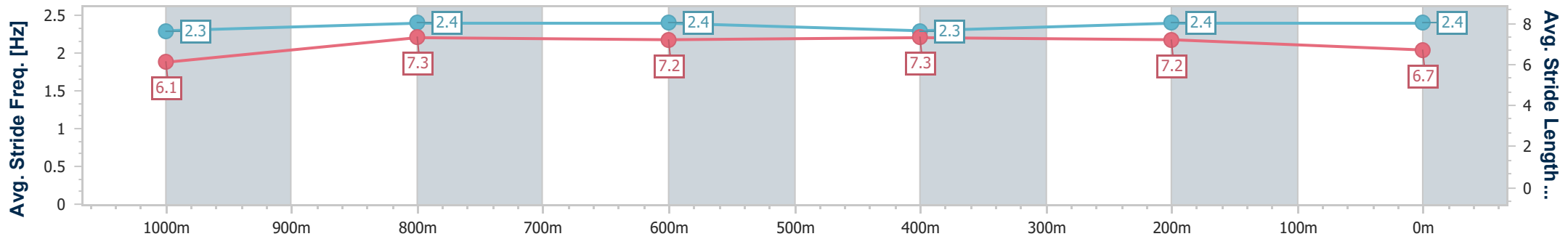
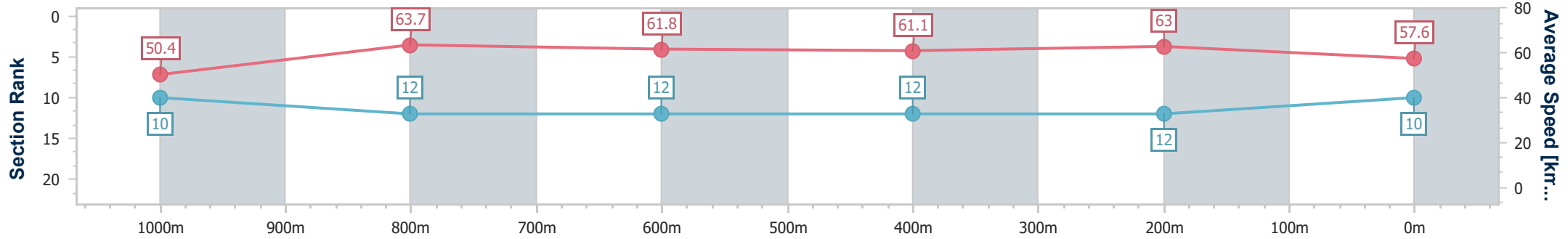
Sunshine Coast QLD Professional
Race 5: CALDERA CLOTHING RATINGS BAND 0 - 58 Handicap - 1200m



14 February 2025 - 19:38

Track Rating: Soft 6, Weather: Fine, Rail Position: +7m Entire

Section	Overall	1000m	800m	600m	400m	200m
Section Times	1:13.38 [10] (0:14.36)	0:59.02 [10] (0:11.40)	0:47.62 [12] (0:11.81)	0:35.81 [12] (0:11.90)	0:23.91 [12] (0:11.44)	0:12.47 [12] (0:12.47)
Average Speed [km/h]	50.4	63.7	61.8	61.1	63.0	57.6
Top Speed [km/h]	65.8	65.7	63.2	62.9	64.8	62.6
Avg. Dist. to Rail [m]	8.9	2.9	2.0	2.1	6.7	10.7
Avg. Stride Freq. [Hz]	2.3	2.4	2.4	2.3	2.4	2.4
Avg. Stride Length [m]	6.1	7.3	7.2	7.3	7.2	6.7



- [] Ranking at each section and finish
- .-.- No data available at this section
- NA No data available



Horse/Jockey Name	Ready To Boom
Final Rank	11
Fastest Section Time (Section)	0:11.49 (1000m)
Top Speed [km/h] (Section)	64.1 (1000m)
Race State	Finished



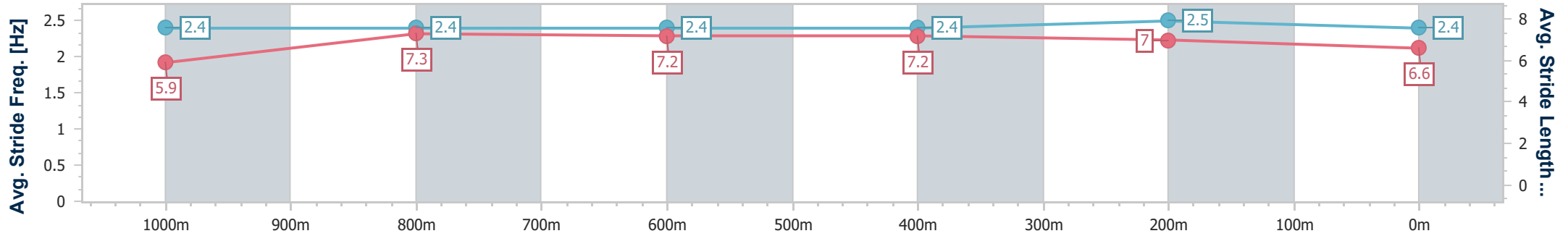
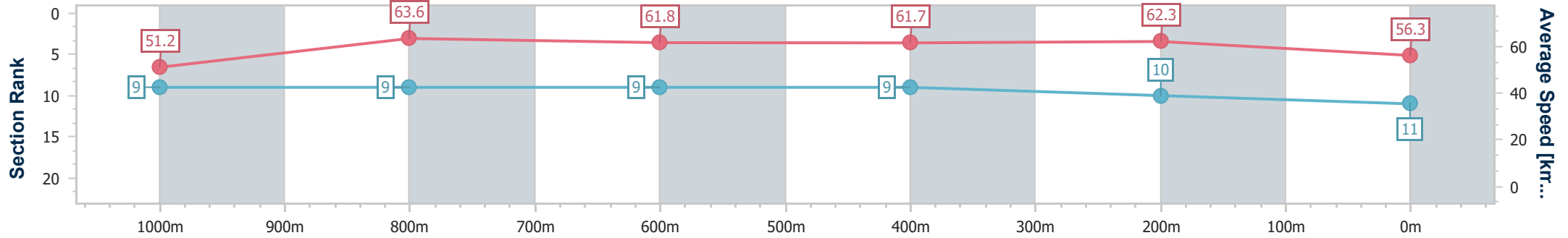
Sunshine Coast QLD Professional
Race 5: CALDERA CLOTHING RATINGS BAND 0 - 58 Handicap - 1200m



14 February 2025 - 19:38

Track Rating: Soft 6, Weather: Fine, Rail Position: +7m Entire

Section	Overall	1000m	800m	600m	400m	200m
Section Times	1:13.47 [11] (0:14.07)	0:59.40 [9] (0:11.49)	0:47.91 [9] (0:11.84)	0:36.07 [9] (0:11.76)	0:24.31 [9] (0:11.54)	0:12.77 [10] (0:12.77)
Average Speed [km/h]	51.2	63.6	61.8	61.7	62.3	56.3
Top Speed [km/h]	63.7	64.1	62.9	63.7	64.0	60.9
Avg. Dist. to Rail [m]	10.9	5.9	2.7	1.2	7.9	8.0
Avg. Stride Freq. [Hz]	2.4	2.4	2.4	2.4	2.5	2.4
Avg. Stride Length [m]	5.9	7.3	7.2	7.2	7.0	6.6



- [] Ranking at each section and finish
- .-.- No data available at this section
- NA No data available



Horse/Jockey Name	Our Drummer
Final Rank	12
Fastest Section Time (Section)	0:11.33 (1000m)
Top Speed [km/h] (Section)	65.8 (1000m)
Race State	Finished



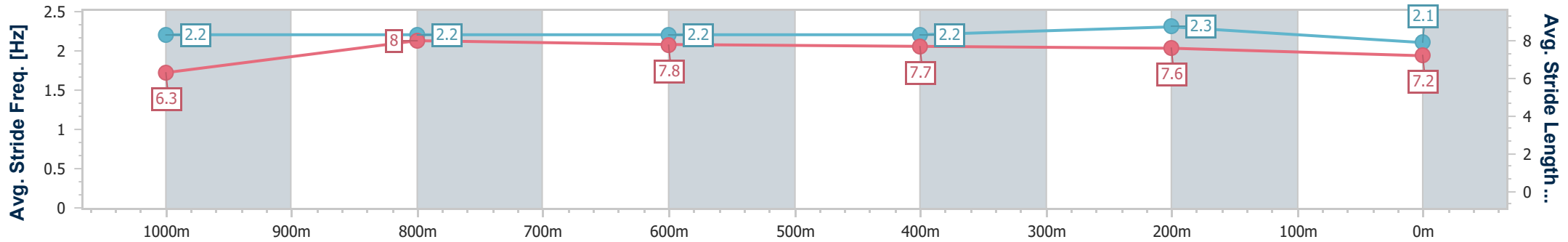
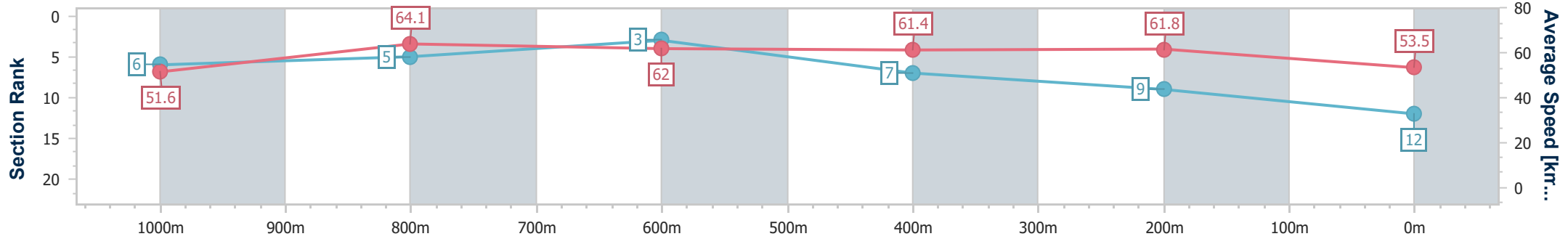
Sunshine Coast QLD Professional
Race 5: CALDERA CLOTHING RATINGS BAND 0 - 58 Handicap - 1200m



14 February 2025 - 19:38

Track Rating: Soft 6, Weather: Fine, Rail Position: +7m Entire

Section	Overall	1000m	800m	600m	400m	200m
Section Times	1:14.07 [12] (0:13.93)	1:00.14 [6] (0:11.33)	0:48.81 [5] (0:11.78)	0:37.03 [3] (0:11.95)	0:25.08 [7] (0:11.65)	0:13.43 [9] (0:13.43)
Average Speed [km/h]	51.6	64.1	62.0	61.4	61.8	53.5
Top Speed [km/h]	64.5	65.8	62.5	62.7	63.8	59.7
Avg. Dist. to Rail [m]	7.1	3.1	2.5	2.6	6.8	7.7
Avg. Stride Freq. [Hz]	2.2	2.2	2.2	2.2	2.3	2.1
Avg. Stride Length [m]	6.3	8.0	7.8	7.7	7.6	7.2



- [] Ranking at each section and finish
- .-.- No data available at this section
- NA No data available